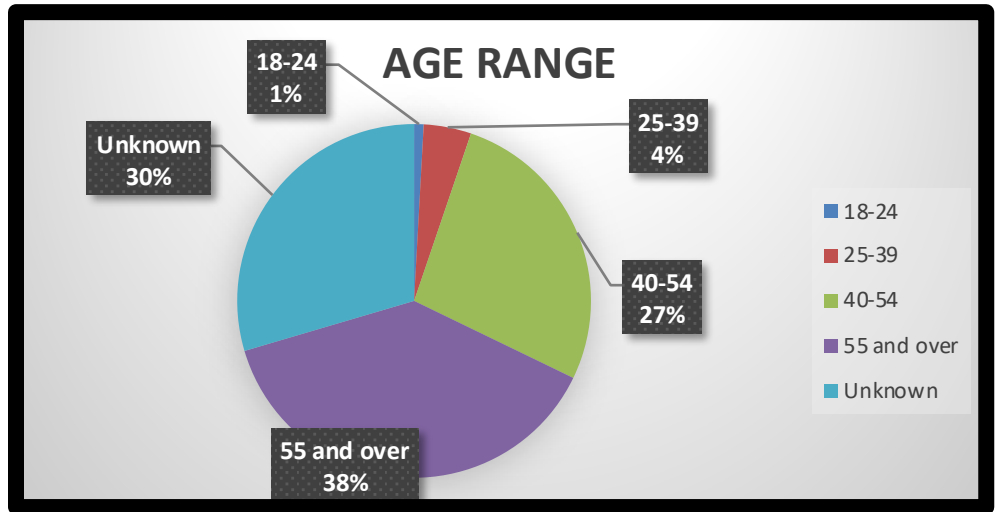


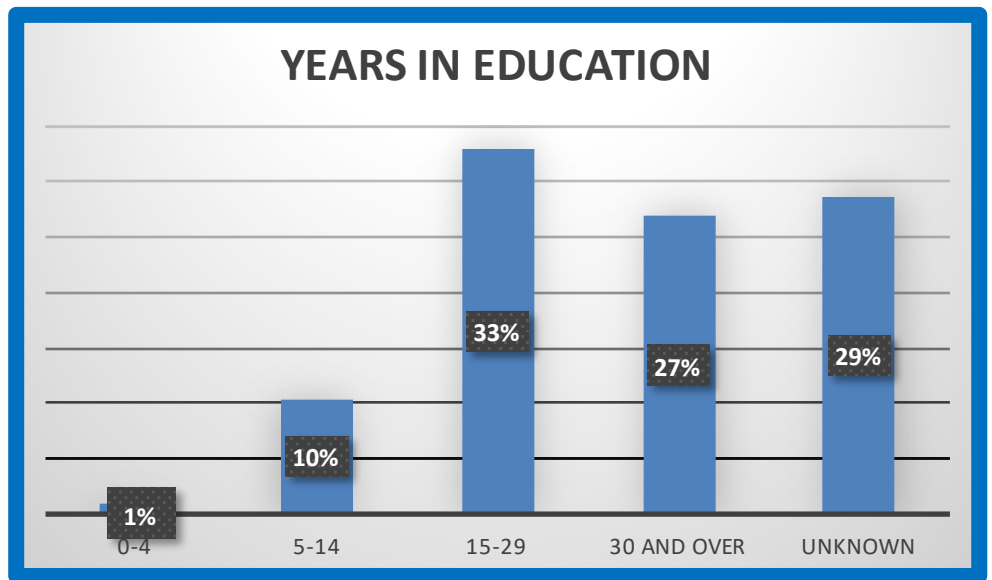
MEMBERSHIP ANALYSIS REPORT FOR CARA

Current Membership 115

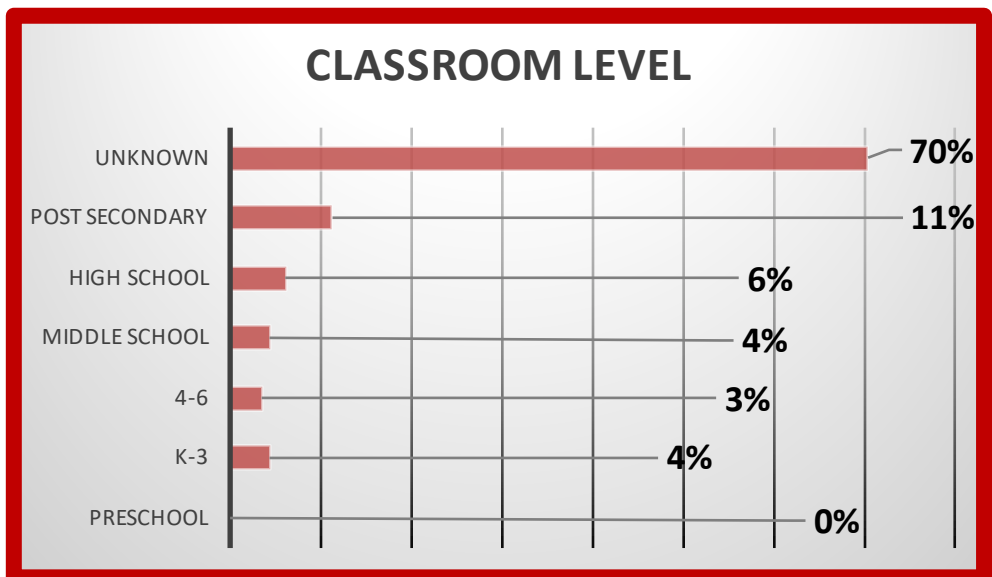
AGE RANGE		
18-24	1	1%
25-39	5	4%
40-54	31	27%
55 and over	44	38%
Unknown	34	30%
115	100%	



YEARS IN EDUCATION		
0-4	1	1%
5-14	12	10%
15-29	38	33%
30 and over	31	27%
Unknown	33	29%
115	100%	



CLASSROOM LEVEL		
Preschool	0	0%
K-3	5	4%
4-6	4	3%
Middle School	5	4%
High School	7	6%
Post Secondary	13	11%
Unknown	81	70%
115	100%	



MEMBERSHIP ANALYSIS REPORT FOR CARA

ADMINISTRATOR OR OTHER		
Curr/Reading	9	8%
Principal	4	4%
Superintendent	0	0%
Librarian	1	1%
Spec Ed	24	22%
Gift/Talent	2	2%
Title I/Remedial	4	4%
Read Specialist	24	22%
Retired	12	11%
Other	28	26%
	108	100%

PROFESSIONAL AREAS OF INTEREST		
Administration	16	14%
Adult Literacy	12	10%
Affective Reading	19	17%
Assessment	32	28%
Children's Lit	39	34%
Comprehension	39	34%
Content Area	33	29%
Family Literacy	25	22%
Holistic Reading	9	8%
Multilingual	32	28%
Newspaper in Ed	10	9%
Parents & Read	18	16%
Read for Gifted	9	8%
Research	20	17%
Study Skills	14	12%
Teacher Ed	29	25%
Technology	24	21%
Title I	0	0%
Young Adult Lit	21	18%
YA Writing	17	15%

