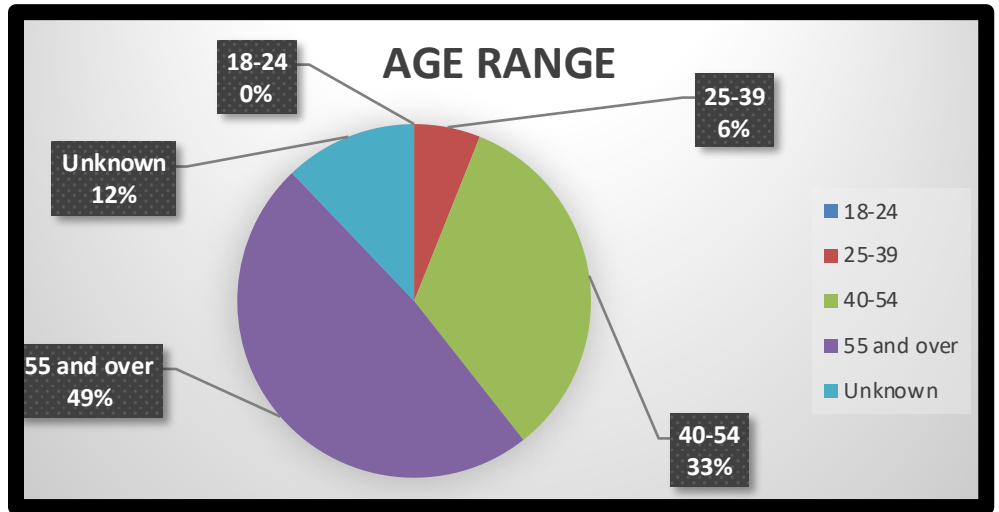


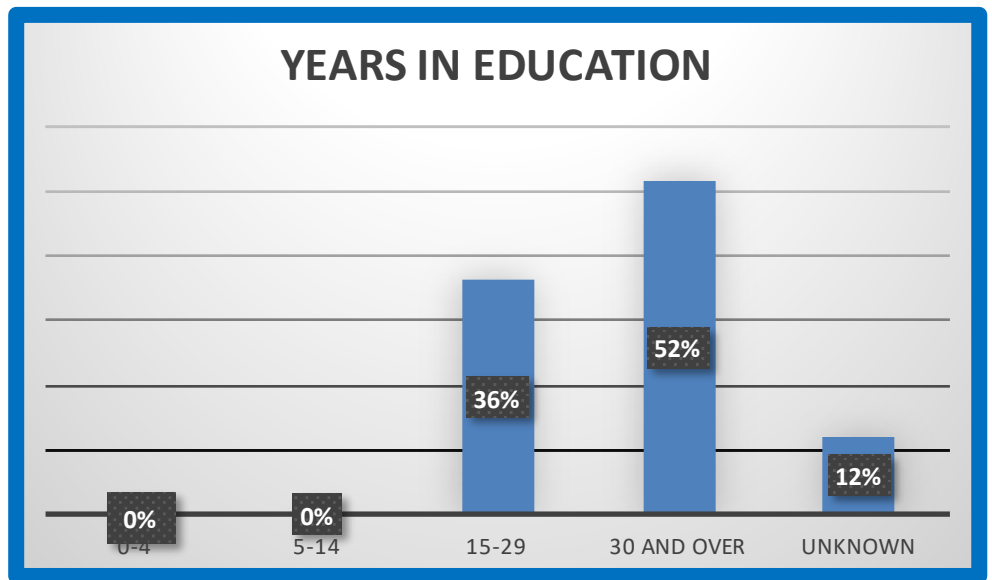
# MEMBERSHIP ANALYSIS REPORT FOR CIRP

**Current Membership 33**

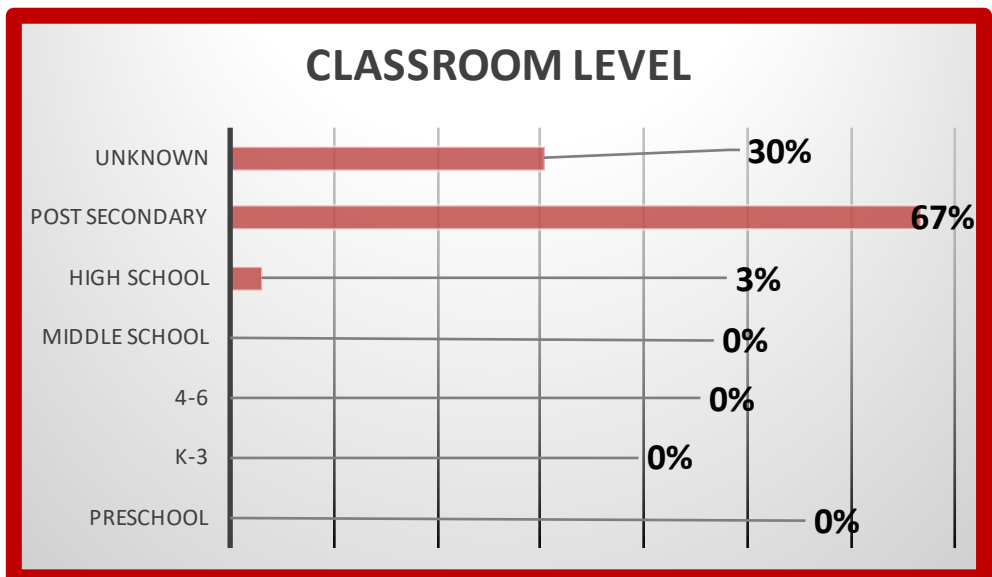
AGE RANGE		
18-24	0	0%
25-39	2	6%
40-54	11	33%
55 and over	16	48%
Unknown	4	12%
	<b>33</b>	<b>100%</b>



YEARS IN EDUCATION		
0-4	0	0%
5-14	0	0%
15-29	12	36%
30 and over	17	52%
Unknown	4	12%
	<b>33</b>	<b>100%</b>



CLASSROOM LEVEL		
Preschool	0	0%
K-3	0	0%
4-6	0	0%
Middle School	0	0%
High School	1	3%
Post Secondary	22	67%
Unknown	10	30%
	<b>33</b>	<b>100%</b>



# MEMBERSHIP ANALYSIS REPORT FOR CIRP

ADMINISTRATOR OR OTHER		
Curr/Reading	4	11%
Principal	0	0%
Superintendent	0	0%
Librarian	1	3%
Spec Ed	9	24%
Gift/Talent	1	3%
Title I/Remedial	1	3%
Read Specialist	9	24%
Retired	3	8%
Other	10	26%
	<b>38</b>	<b>100%</b>

PROFESSIONAL AREAS OF INTEREST		
Administration	3	9%
Adult Literacy	5	15%
Affective Reading	10	30%
Assessment	14	42%
Children's Lit	18	55%
Comprehension	16	48%
Content Area	18	55%
Family Literacy	6	18%
Holistic Reading	1	3%
Multilingual	8	24%
Newspaper in Ed	1	3%
Parents & Read	4	12%
Read for Gifted	2	6%
Research	13	39%
Study Skills	2	6%
Teacher Ed	22	67%
Technology	6	18%
Title I	0	0%
Young Adult Lit	7	21%
YA Writing	0	0%

