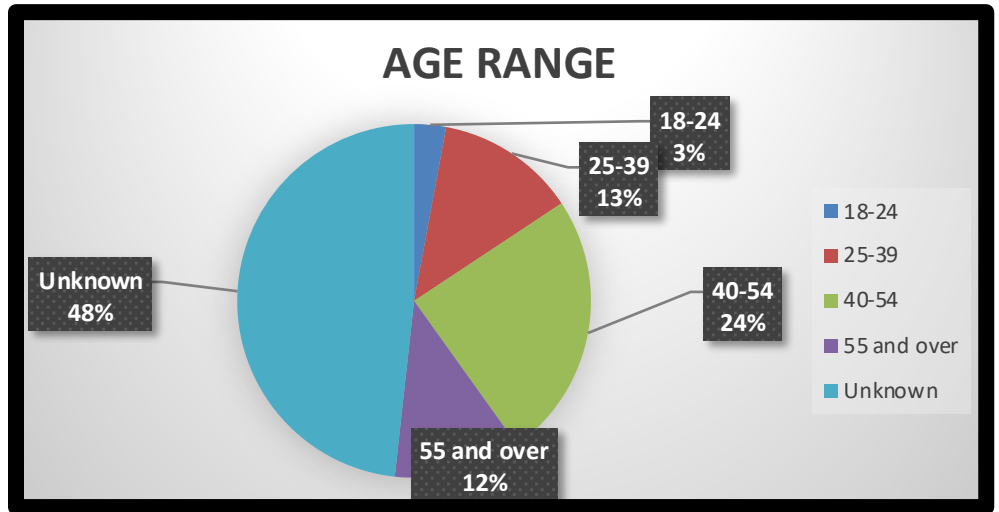


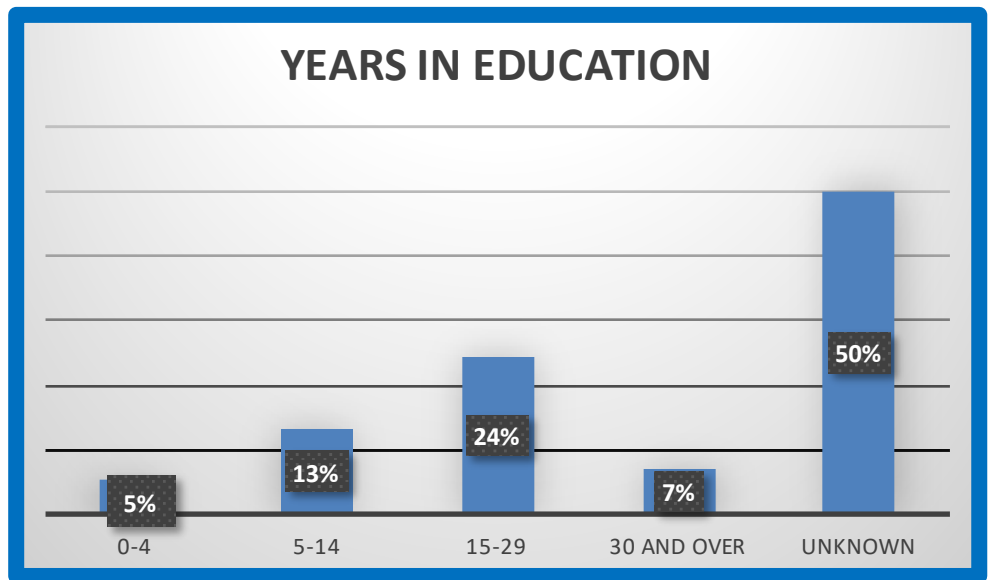
MEMBERSHIP ANALYSIS REPORT FOR CENTRAL ILLINOIS

Current Membership 172

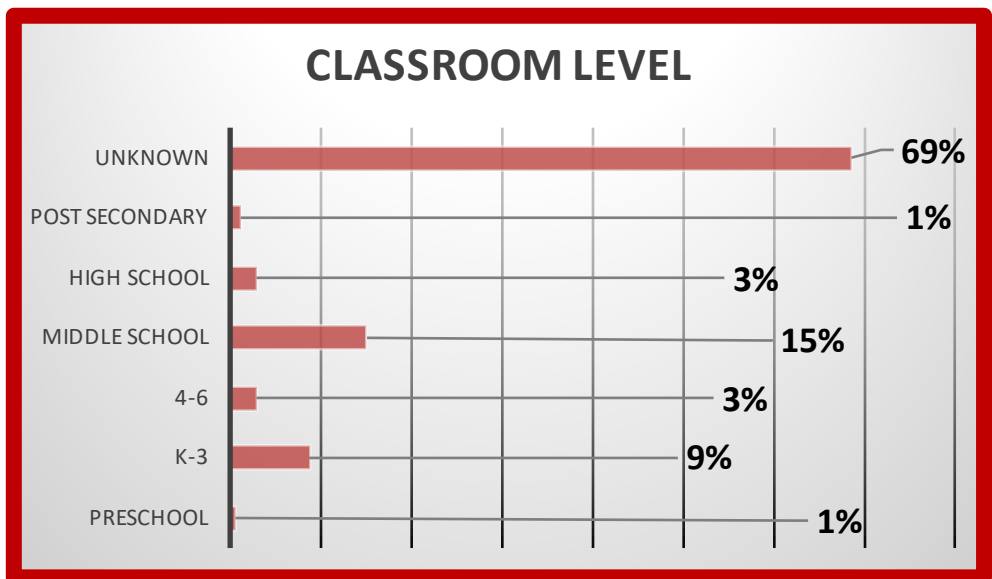
AGE RANGE		
18-24	5	3%
25-39	22	13%
40-54	42	24%
55 and over	20	12%
Unknown	83	48%
172	100%	



YEARS IN EDUCATION		
0-4	9	5%
5-14	23	13%
15-29	42	24%
30 and over	12	7%
Unknown	86	50%
172	100%	



CLASSROOM LEVEL		
Preschool	1	1%
K-3	15	9%
4-6	5	3%
Middle School	26	15%
High School	5	3%
Post Secondary	2	1%
Unknown	118	69%
172	100%	



MEMBERSHIP ANALYSIS REPORT FOR CENTRAL ILLINOIS

ADMINISTRATOR OR OTHER		
Curr/Reading	5	6%
Principal	3	3%
Superintendent	1	1%
Librarian	10	11%
Spec Ed	21	23%
Gift/Talent	0	0%
Title I/Remedial	10	11%
Read Specialist	21	23%
Retired	5	6%
Other	14	16%
	90	100%

PROFESSIONAL AREAS OF INTEREST		
Administration	7	4%
Adult Literacy	8	5%
Affective Reading	25	15%
Assessment	21	12%
Children's Lit	59	34%
Comprehension	47	27%
Content Area	36	21%
Family Literacy	28	16%
Holistic Reading	7	4%
Multilingual	16	9%
Newspaper in Ed	5	3%
Parents & Read	22	13%
Read for Gifted	18	10%
Research	21	12%
Study Skills	11	6%
Teacher Ed	32	19%
Technology	32	19%
Title I	0	0%
Young Adult Lit	47	27%
YA Writing	19	11%

