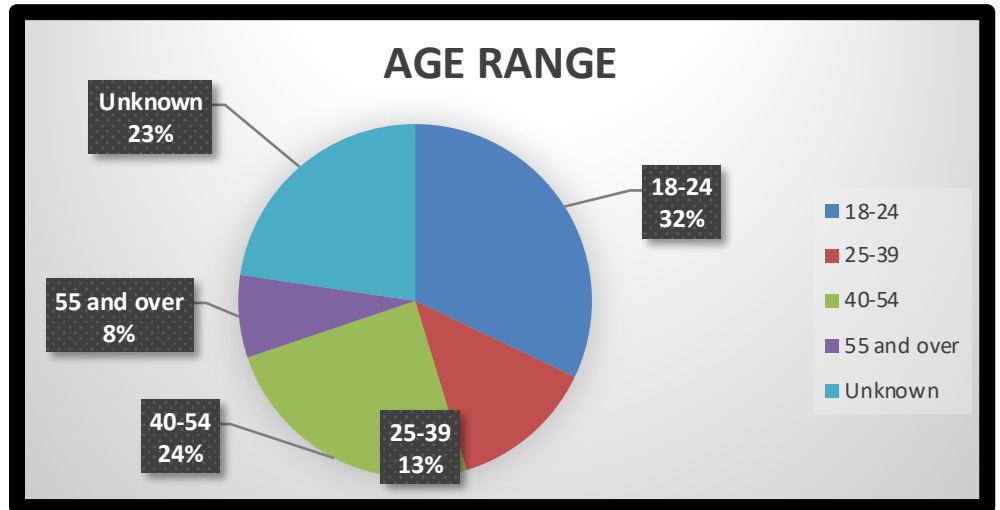


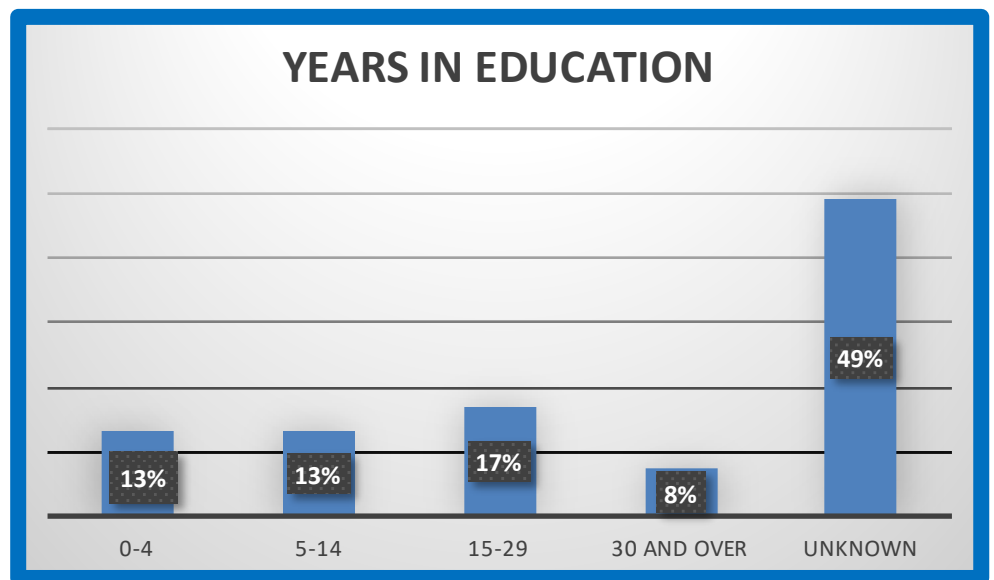
MEMBERSHIP ANALYSIS REPORT FOR EAST CENTRAL-EIU

Current Membership 53

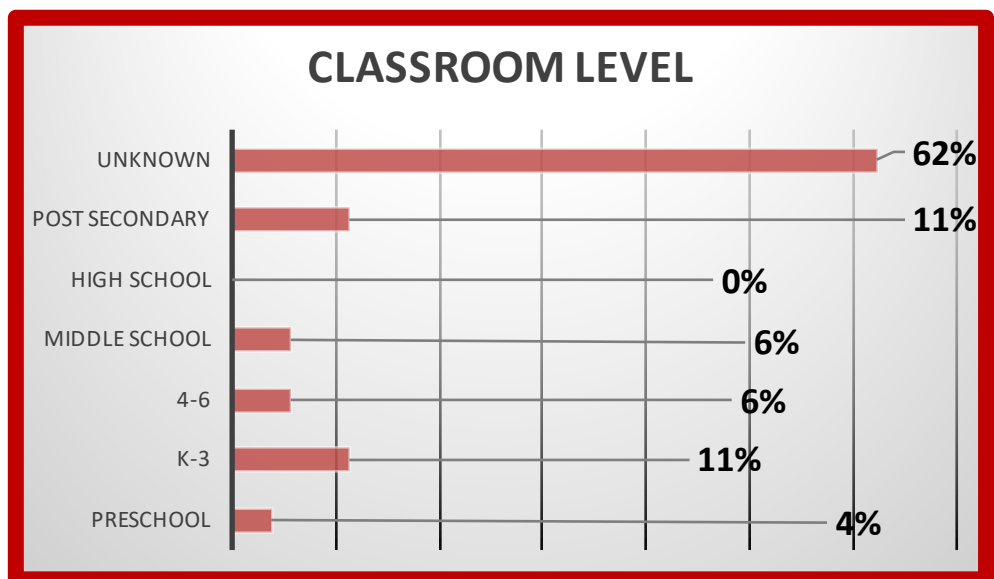
AGE RANGE		
18-24	17	32%
25-39	7	13%
40-54	13	25%
55 and over	4	8%
Unknown	12	23%
	53	100%



YEARS IN EDUCATION		
0-4	7	13%
5-14	7	13%
15-29	9	17%
30 and over	4	8%
Unknown	26	49%
	53	100%



CLASSROOM LEVEL		
Preschool	2	4%
K-3	6	11%
4-6	3	6%
Middle School	3	6%
High School	0	0%
Post Secondary	6	11%
Unknown	33	62%
	53	100%



MEMBERSHIP ANALYSIS REPORT FOR EAST CENTRAL-EIU

ADMINISTRATOR OR OTHER		
Curr/Reading	0	0%
Principal	0	0%
Superintendent	0	0%
Librarian	2	11%
Spec Ed	2	11%
Gift/Talent	0	0%
Title I/Remedial	4	22%
Read Specialist	2	11%
Retired	2	11%
Other	6	33%
	18	100%

PROFESSIONAL AREAS OF INTEREST		
Administration	0	0%
Adult Literacy	1	2%
Affective Reading	9	17%
Assessment	14	26%
Children's Lit	26	49%
Comprehension	15	28%
Content Area	12	23%
Family Literacy	4	8%
Holistic Reading	3	6%
Multilingual	4	8%
Newspaper in Ed	0	0%
Parents & Read	5	9%
Read for Gifted	5	9%
Research	5	9%
Study Skills	1	2%
Teacher Ed	18	34%
Technology	7	13%
Title I	0	0%
Young Adult Lit	8	15%
YA Writing	5	9%

