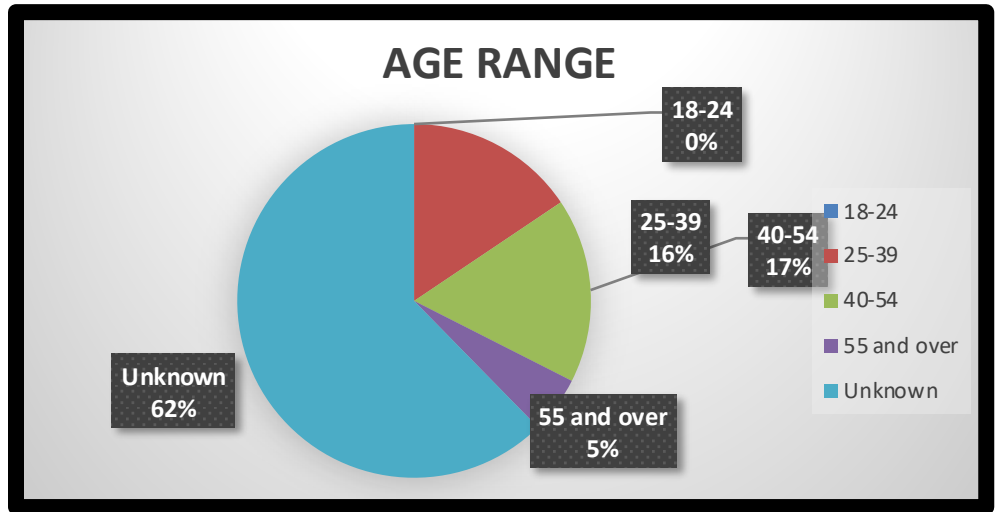


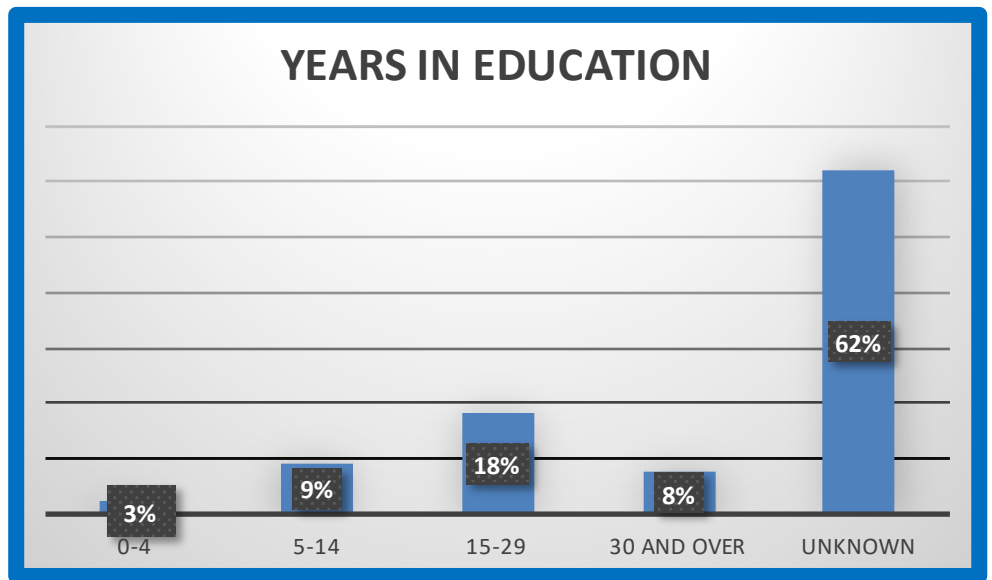
MEMBERSHIP ANALYSIS REPORT FOR ILLINOIS VALLEY

Current Membership 77

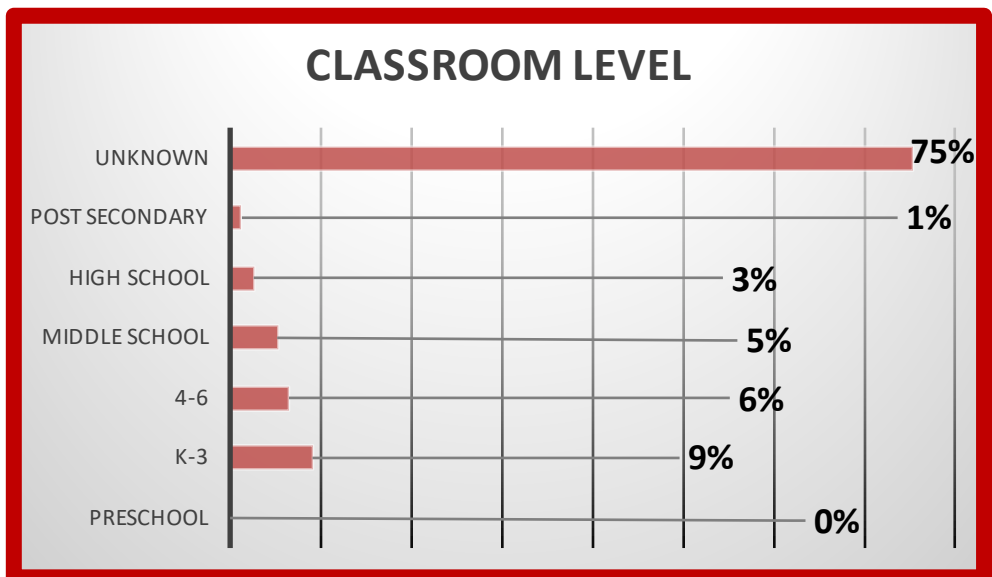
AGE RANGE		
18-24	0	0%
25-39	12	16%
40-54	13	17%
55 and over	4	5%
Unknown	48	62%
	77	100%



YEARS IN EDUCATION		
0-4	2	3%
5-14	7	9%
15-29	14	18%
30 and over	6	8%
Unknown	48	62%
	77	100%



CLASSROOM LEVEL		
Preschool	0	0%
K-3	7	9%
4-6	5	6%
Middle School	4	5%
High School	2	3%
Post Secondary	1	1%
Unknown	58	75%
	77	100%



MEMBERSHIP ANALYSIS REPORT FOR ILLINOIS VALLEY

ADMINISTRATOR OR OTHER		
Curr/Reading	1	4%
Principal	0	0%
Superintendent	0	0%
Librarian	1	4%
Spec Ed	3	12%
Gift/Talent	1	4%
Title I/Remedial	4	16%
Read Specialist	3	12%
Retired	3	12%
Other	9	36%
	25	100%

PROFESSIONAL AREAS OF INTEREST		
Administration	2	3%
Adult Literacy	2	3%
Affective Reading	4	5%
Assessment	10	13%
Children's Lit	21	27%
Comprehension	21	27%
Content Area	6	8%
Family Literacy	9	12%
Holistic Reading	2	3%
Multilingual	4	5%
Newspaper in Ed	1	1%
Parents & Read	8	10%
Read for Gifted	2	3%
Research	3	4%
Study Skills	4	5%
Teacher Ed	11	14%
Technology	11	14%
Title I	0	0%
Young Adult Lit	8	10%
YA Writing	6	8%

