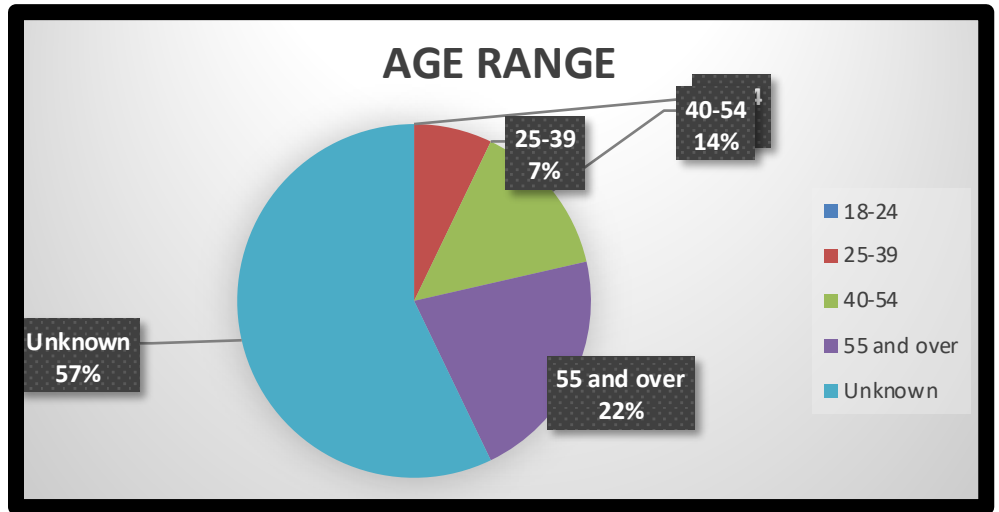


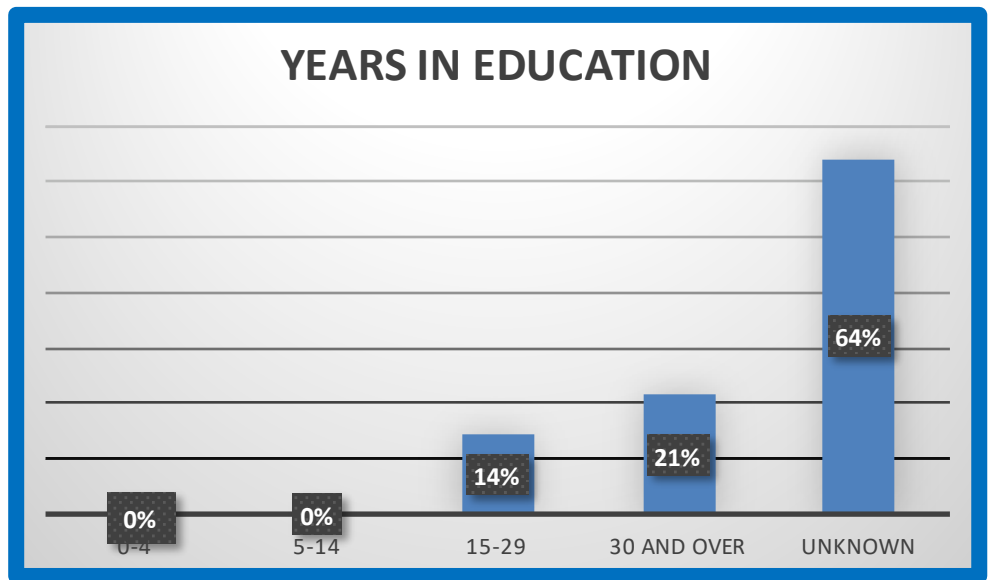
MEMBERSHIP ANALYSIS REPORT FOR NATIONAL ROAD

Current Membership 14

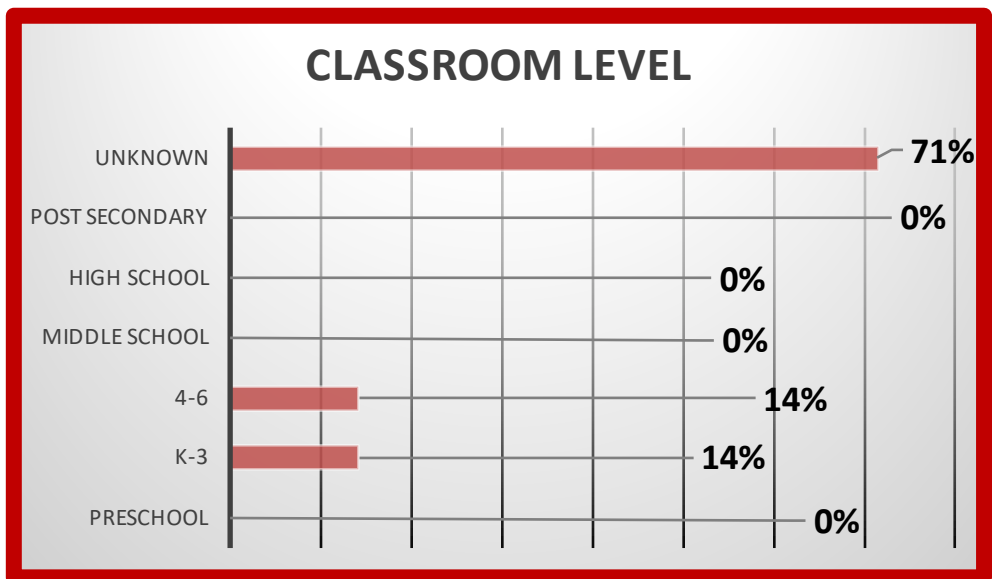
AGE RANGE		
18-24	0	0%
25-39	1	7%
40-54	2	14%
55 and over	3	21%
Unknown	8	57%
	14	100%



YEARS IN EDUCATION		
0-4	0	0%
5-14	0	0%
15-29	2	14%
30 and over	3	21%
Unknown	9	64%
	14	100%



CLASSROOM LEVEL		
Preschool	0	0%
K-3	2	14%
4-6	2	14%
Middle School	0	0%
High School	0	0%
Post Secondary	0	0%
Unknown	10	71%
	14	100%



MEMBERSHIP ANALYSIS REPORT FOR NATIONAL ROAD

ADMINISTRATOR OR OTHER		
Curr/Reading	0	0%
Principal	0	0%
Superintendent	0	0%
Librarian	0	0%
Spec Ed	0	0%
Gift/Talent	0	0%
Title I/Remedial	2	50%
Read Specialist	0	0%
Retired	1	25%
Other	1	25%
	4	100%

PROFESSIONAL AREAS OF INTEREST		
Administration	1	7%
Adult Literacy	0	0%
Affective Reading	2	14%
Assessment	0	0%
Children's Lit	5	36%
Comprehension	3	21%
Content Area	1	7%
Family Literacy	0	0%
Holistic Reading	0	0%
Multilingual	0	0%
Newspaper in Ed	0	0%
Parents & Read	2	14%
Read for Gifted	1	7%
Research	1	7%
Study Skills	1	7%
Teacher Ed	1	7%
Technology	2	14%
Title I	0	0%
Young Adult Lit	1	7%
YA Writing	0	0%

