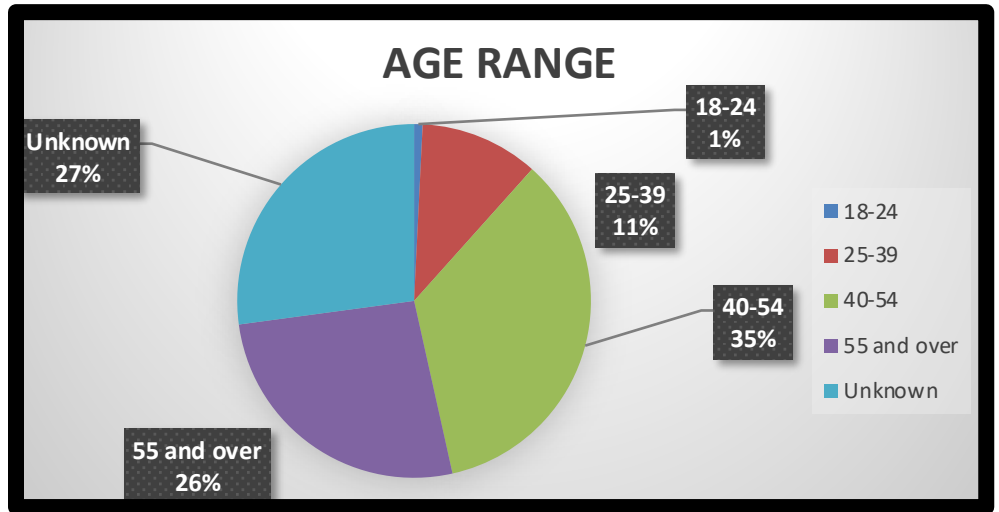


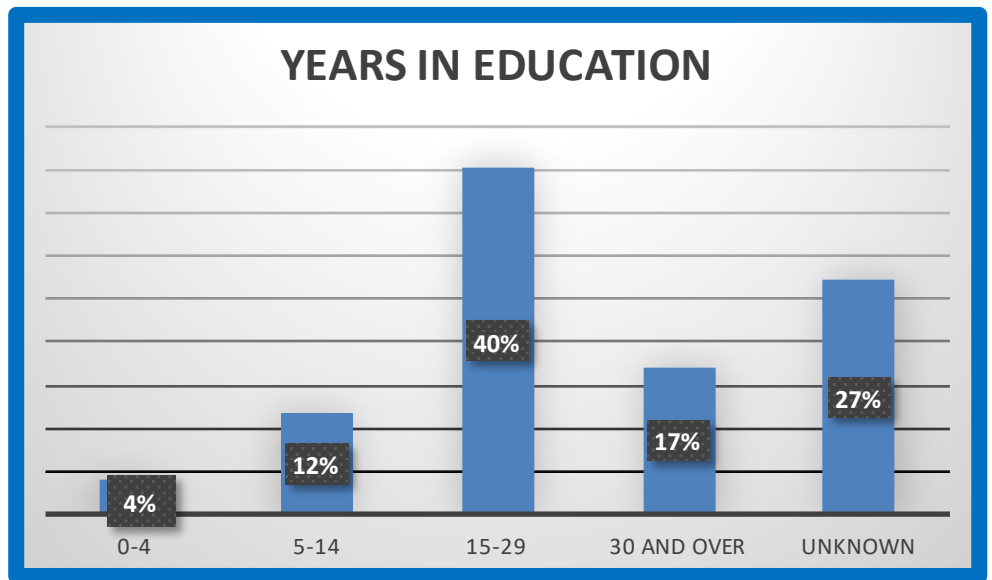
# MEMBERSHIP ANALYSIS REPORT FOR NORTHERN ILLINOIS

**Current Membership 129**

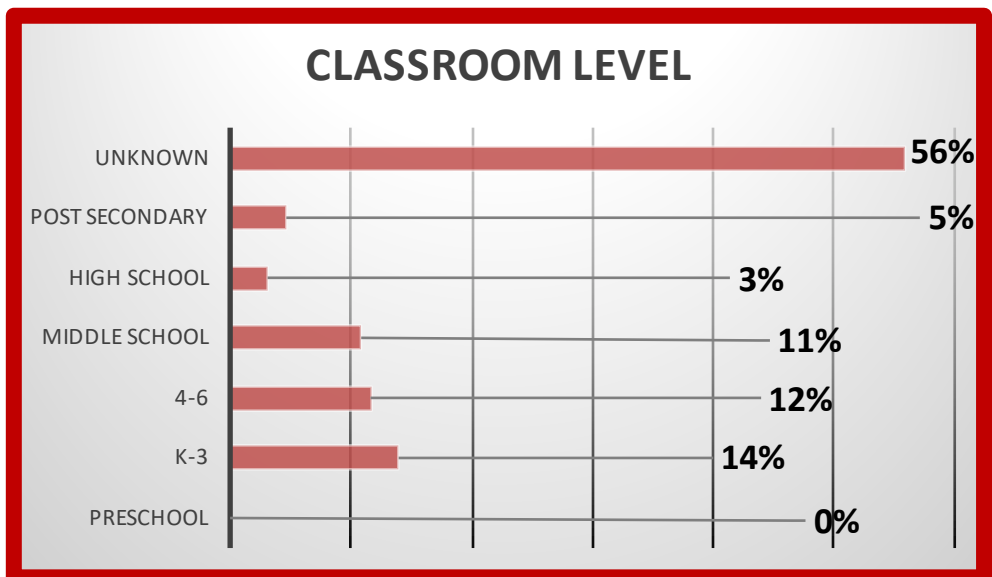
AGE RANGE		
18-24	1	1%
25-39	14	11%
40-54	45	35%
55 and over	34	26%
Unknown	35	27%
<b>129</b>	<b>100%</b>	



YEARS IN EDUCATION		
0-4	5	4%
5-14	15	12%
15-29	52	40%
30 and over	22	17%
Unknown	35	27%
<b>129</b>	<b>100%</b>	



CLASSROOM LEVEL		
Preschool	0	0%
K-3	18	14%
4-6	15	12%
Middle School	14	11%
High School	4	3%
Post Secondary	6	5%
Unknown	72	56%
<b>129</b>	<b>100%</b>	



# MEMBERSHIP ANALYSIS REPORT FOR NORTHERN ILLINOIS

ADMINISTRATOR OR OTHER		
Curr/Reading	17	13%
Principal	3	2%
Superintendent	0	0%
Librarian	3	2%
Spec Ed	35	27%
Gift/Talent	1	1%
Title I/Remedial	16	13%
Read Specialist	35	27%
Retired	9	7%
Other	9	7%
	<b>128</b>	<b>100%</b>

PROFESSIONAL AREAS OF INTEREST		
Administration	6	5%
Adult Literacy	2	2%
Affective Reading	25	19%
Assessment	36	28%
Children's Lit	50	39%
Comprehension	46	36%
Content Area	34	26%
Family Literacy	25	19%
Holistic Reading	0	0%
Multilingual	13	10%
Newspaper in Ed	4	3%
Parents & Read	12	9%
Read for Gifted	8	6%
Research	13	10%
Study Skills	9	7%
Teacher Ed	32	25%
Technology	19	15%
Title I	0	0%
Young Adult Lit	23	18%
YA Writing	16	12%

