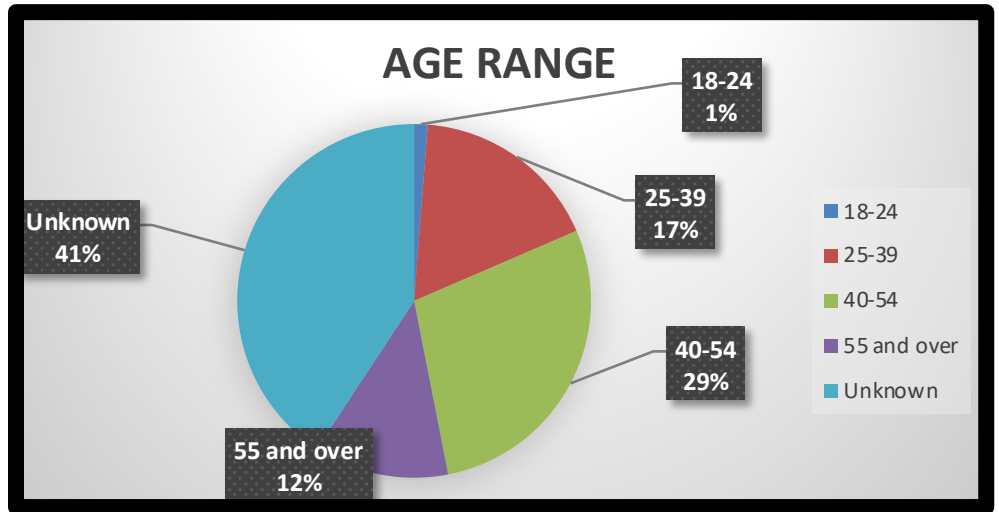


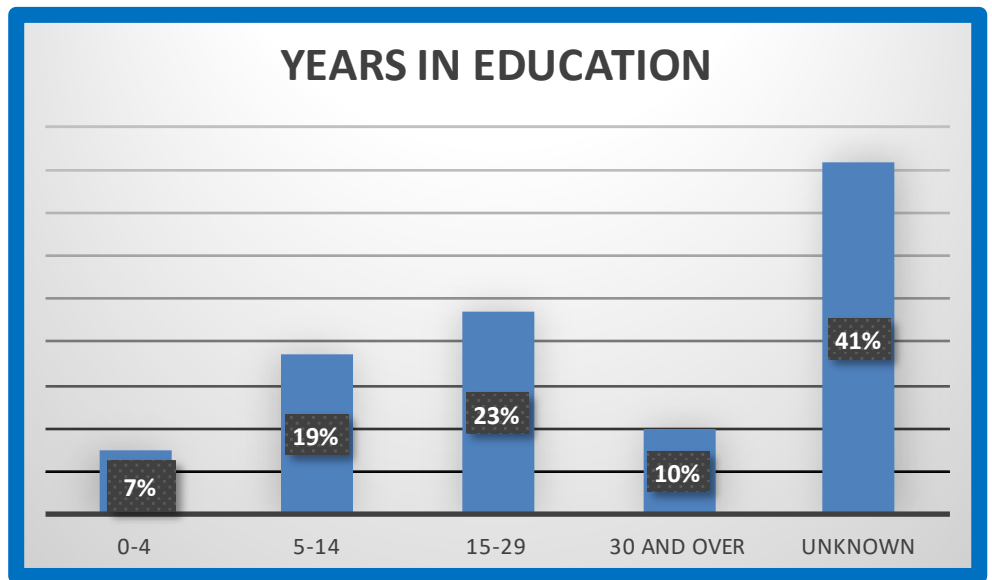
MEMBERSHIP ANALYSIS REPORT FOR SOUTHERN ILLINOIS

Current Membership 81

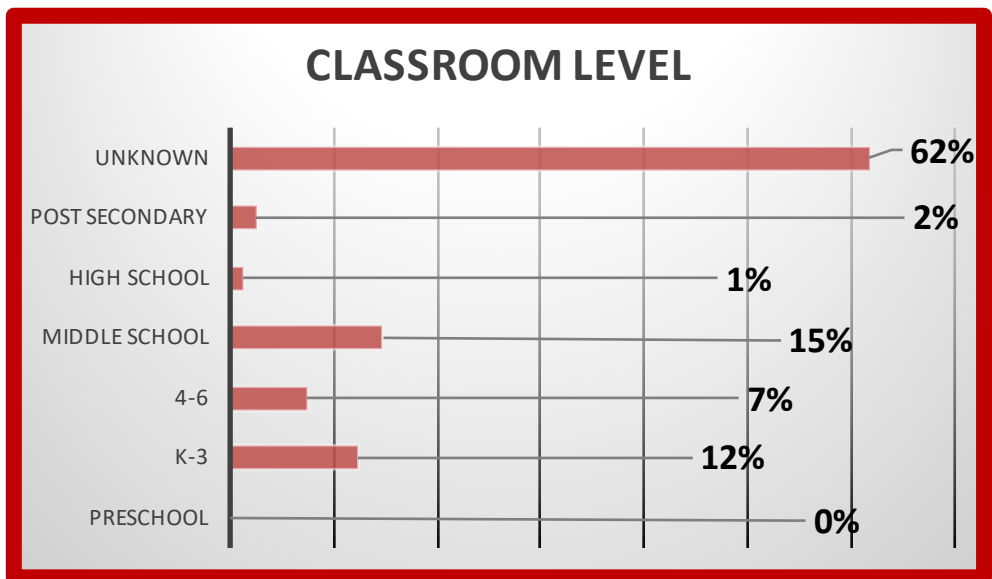
AGE RANGE		
18-24	1	1%
25-39	14	17%
40-54	23	28%
55 and over	10	12%
Unknown	33	41%
81	100%	



YEARS IN EDUCATION		
0-4	6	7%
5-14	15	19%
15-29	19	23%
30 and over	8	10%
Unknown	33	41%
81	100%	



CLASSROOM LEVEL		
Preschool	0	0%
K-3	10	12%
4-6	6	7%
Middle School	12	15%
High School	1	1%
Post Secondary	2	2%
Unknown	50	62%
81	100%	



MEMBERSHIP ANALYSIS REPORT FOR SOUTHERN ILLINOIS

ADMINISTRATOR OR OTHER		
Curr/Reading	6	12%
Principal	0	0%
Superintendent	0	0%
Librarian	4	8%
Spec Ed	8	16%
Gift/Talent	1	2%
Title I/Remedial	13	27%
Read Specialist	8	16%
Retired	2	4%
Other	7	14%
	49	100%

PROFESSIONAL AREAS OF INTEREST		
Administration	2	2%
Adult Literacy	3	4%
Affective Reading	11	14%
Assessment	18	22%
Children's Lit	33	41%
Comprehension	26	32%
Content Area	17	21%
Family Literacy	7	9%
Holistic Reading	2	2%
Multilingual	8	10%
Newspaper in Ed	3	4%
Parents & Read	6	7%
Read for Gifted	8	10%
Research	7	9%
Study Skills	7	9%
Teacher Ed	13	16%
Technology	10	12%
Title I	0	0%
Young Adult Lit	22	27%
YA Writing	9	11%

