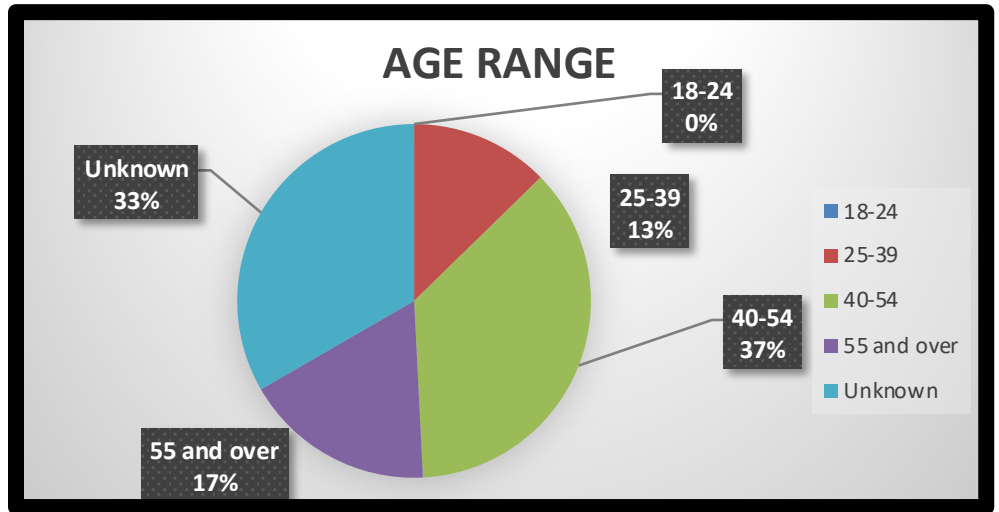


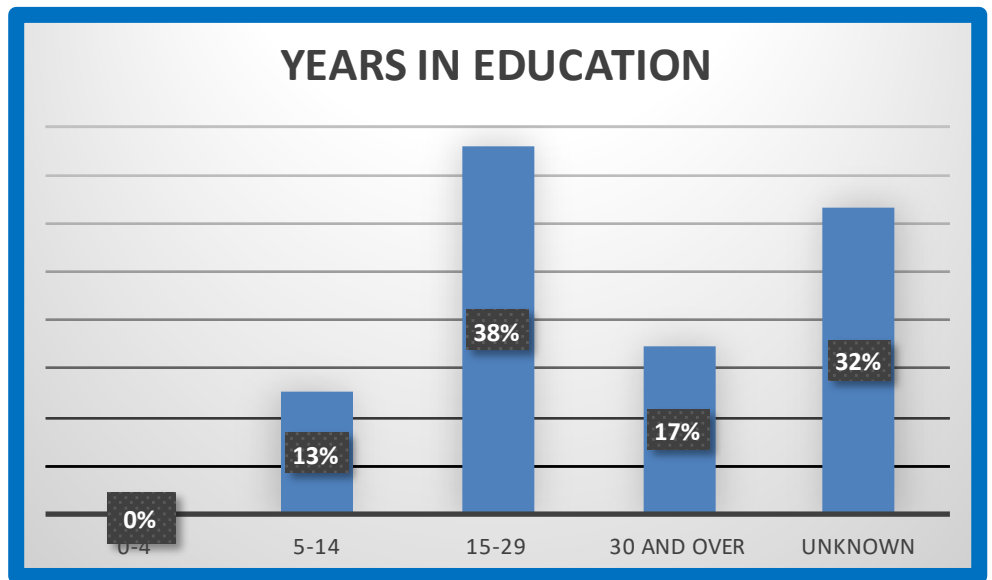
# MEMBERSHIP ANALYSIS REPORT FOR STARVED ROCK

**Current Membership 63**

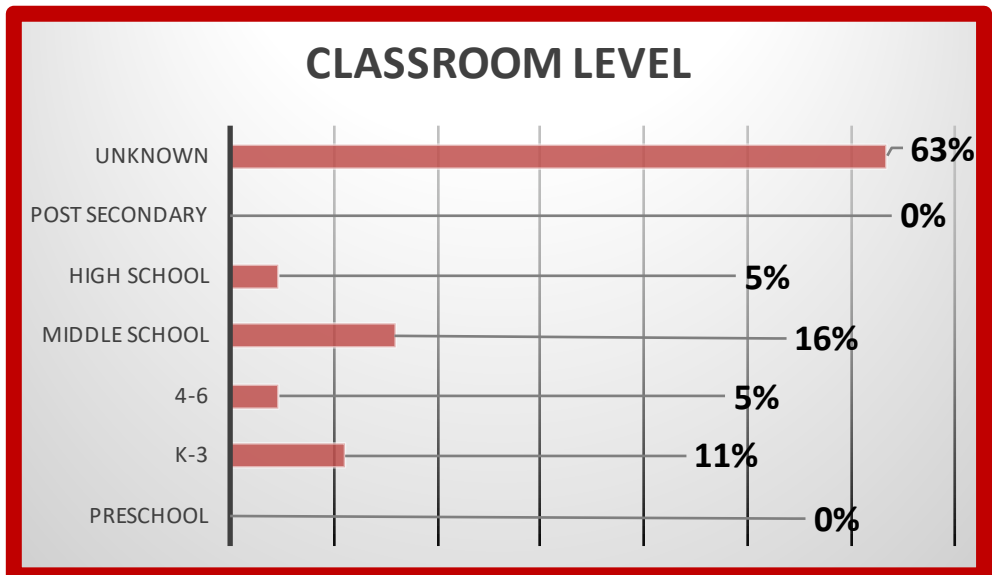
| AGE RANGE   |             |     |
|-------------|-------------|-----|
| 18-24       | 0           | 0%  |
| 25-39       | 8           | 13% |
| 40-54       | 23          | 37% |
| 55 and over | 11          | 17% |
| Unknown     | 21          | 33% |
| <b>63</b>   | <b>100%</b> |     |



| YEARS IN EDUCATION |             |     |
|--------------------|-------------|-----|
| 0-4                | 0           | 0%  |
| 5-14               | 8           | 13% |
| 15-29              | 24          | 38% |
| 30 and over        | 11          | 17% |
| Unknown            | 20          | 32% |
| <b>63</b>          | <b>100%</b> |     |



| CLASSROOM LEVEL |             |     |
|-----------------|-------------|-----|
| Preschool       | 0           | 0%  |
| K-3             | 7           | 11% |
| 4-6             | 3           | 5%  |
| Middle School   | 10          | 16% |
| High School     | 3           | 5%  |
| Post Secondary  | 0           | 0%  |
| Unknown         | 40          | 63% |
| <b>63</b>       | <b>100%</b> |     |



# MEMBERSHIP ANALYSIS REPORT FOR STARVED ROCK

| ADMINISTRATOR OR OTHER |           |             |
|------------------------|-----------|-------------|
| Curr/Reading           | 5         | 8%          |
| Principal              | 3         | 5%          |
| Superintendent         | 2         | 3%          |
| Librarian              | 5         | 8%          |
| Spec Ed                | 18        | 27%         |
| Gift/Talent            | 1         | 2%          |
| Title I/Remedial       | 3         | 5%          |
| Read Specialist        | 18        | 27%         |
| Retired                | 2         | 3%          |
| Other                  | 9         | 14%         |
|                        | <b>66</b> | <b>100%</b> |

| PROFESSIONAL AREAS OF INTEREST |    |     |
|--------------------------------|----|-----|
| Administration                 | 4  | 6%  |
| Adult Literacy                 | 1  | 2%  |
| Affective Reading              | 7  | 11% |
| Assessment                     | 7  | 11% |
| Children's Lit                 | 26 | 41% |
| Comprehension                  | 22 | 35% |
| Content Area                   | 10 | 16% |
| Family Literacy                | 12 | 19% |
| Holistic Reading               | 1  | 2%  |
| Multilingual                   | 3  | 5%  |
| Newspaper in Ed                | 1  | 2%  |
| Parents & Read                 | 12 | 19% |
| Read for Gifted                | 3  | 5%  |
| Research                       | 8  | 13% |
| Study Skills                   | 6  | 10% |
| Teacher Ed                     | 12 | 19% |
| Technology                     | 11 | 17% |
| Title I                        | 0  | 0%  |
| Young Adult Lit                | 17 | 27% |
| YA Writing                     | 9  | 14% |

