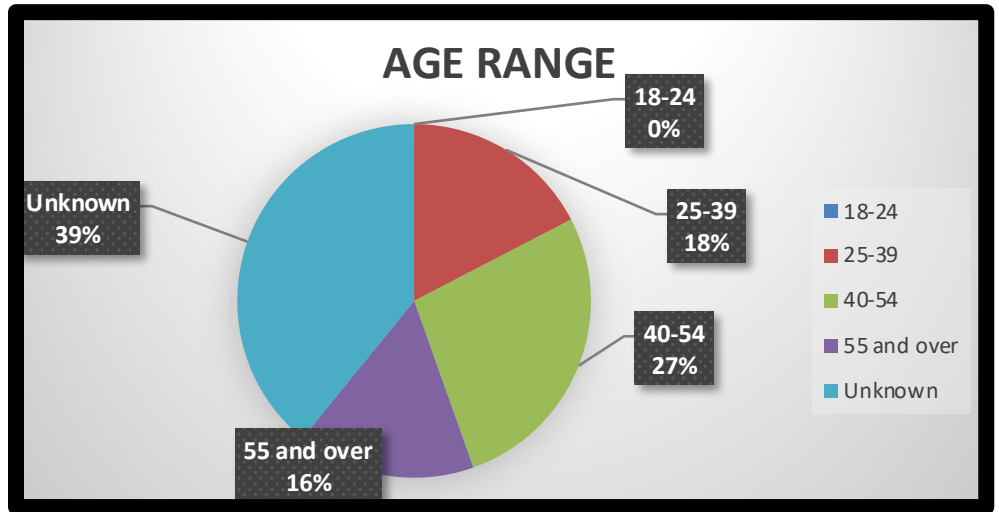


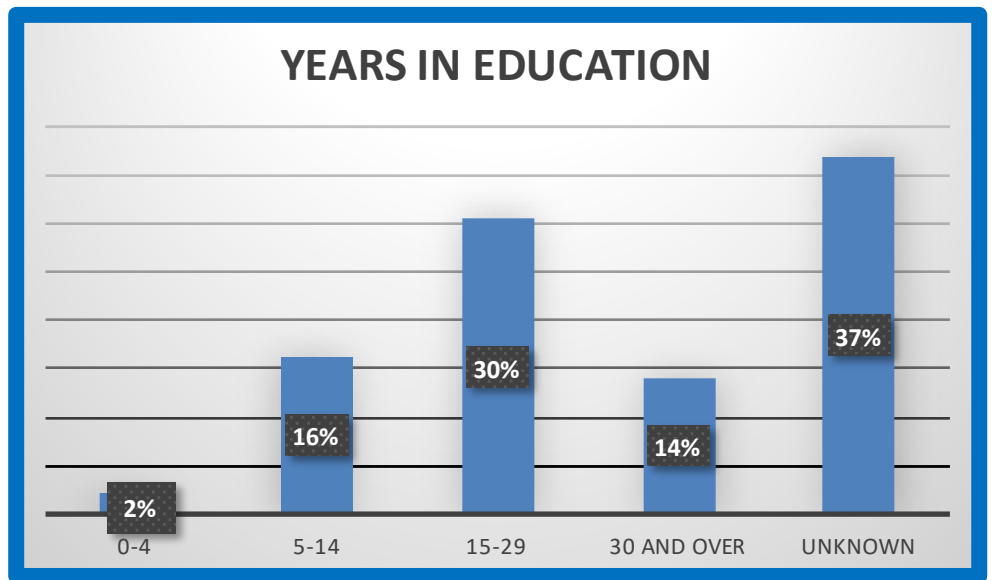
MEMBERSHIP ANALYSIS REPORT FOR WEST SUBURBAN

Current Membership 92

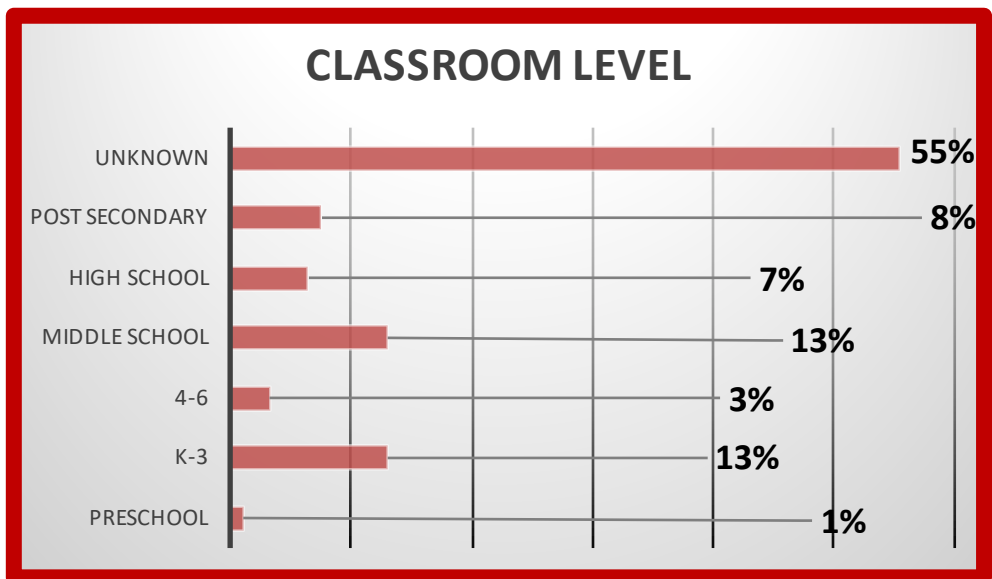
AGE RANGE		
18-24	0	0%
25-39	16	17%
40-54	25	27%
55 and over	15	16%
Unknown	36	39%
92	100%	



YEARS IN EDUCATION		
0-4	2	2%
5-14	15	16%
15-29	28	30%
30 and over	13	14%
Unknown	34	37%
92	100%	



CLASSROOM LEVEL		
Preschool	1	1%
K-3	12	13%
4-6	3	3%
Middle School	12	13%
High School	6	7%
Post Secondary	7	8%
Unknown	51	55%
92	100%	



MEMBERSHIP ANALYSIS REPORT FOR WEST SUBURBAN

ADMINISTRATOR OR OTHER		
Curr/Reading	9	11%
Principal	2	2%
Superintendent	0	0%
Librarian	2	2%
Spec Ed	18	22%
Gift/Talent	4	5%
Title I/Remedial	5	6%
Read Specialist	18	22%
Retired	8	10%
Other	16	20%
	82	100%

PROFESSIONAL AREAS OF INTEREST		
Administration	9	10%
Adult Literacy	4	4%
Affective Reading	12	13%
Assessment	22	24%
Children's Lit	27	29%
Comprehension	30	33%
Content Area	28	30%
Family Literacy	17	18%
Holistic Reading	4	4%
Multilingual	21	23%
Newspaper in Ed	2	2%
Parents & Read	15	16%
Read for Gifted	12	13%
Research	13	14%
Study Skills	9	10%
Teacher Ed	22	24%
Technology	17	18%
Title I	0	0%
Young Adult Lit	16	17%
YA Writing	15	16%

