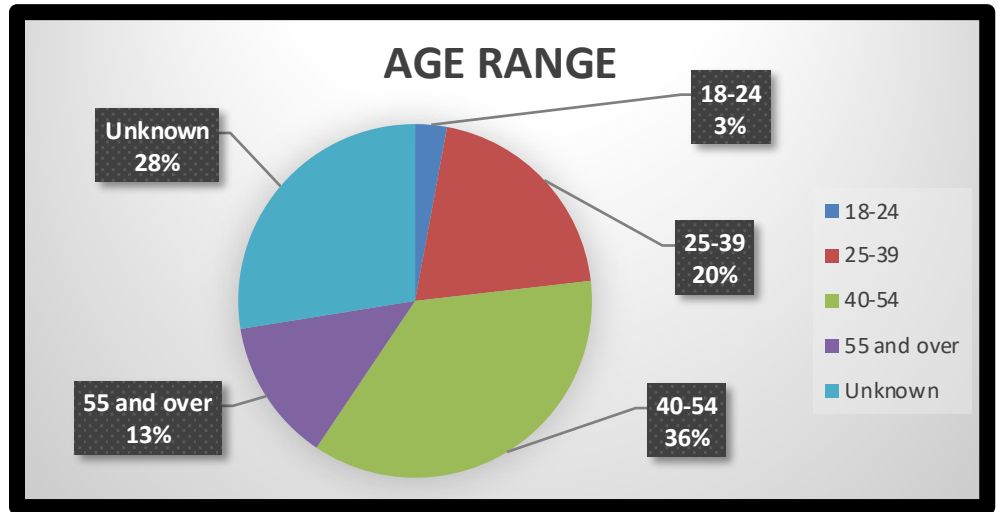


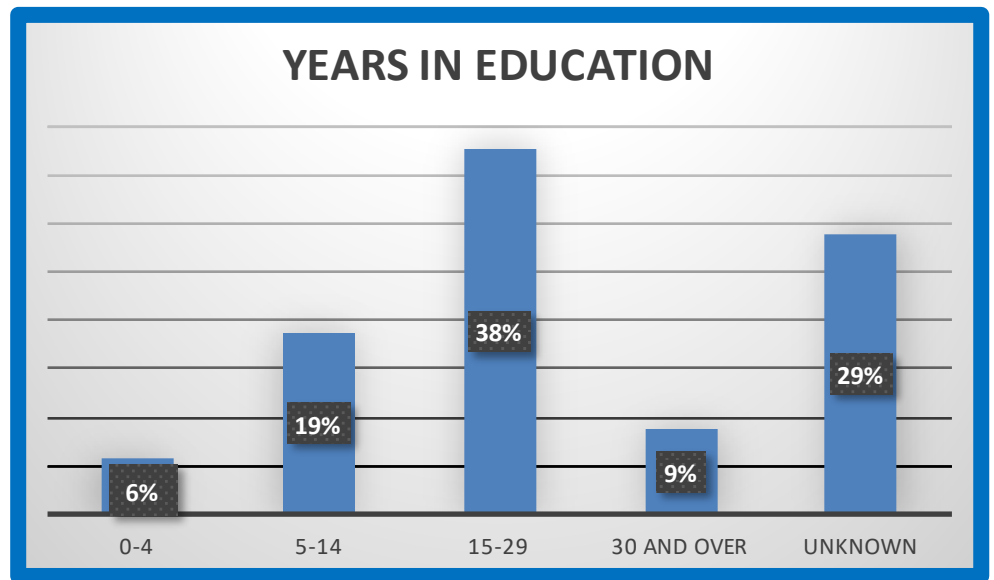
# MEMBERSHIP ANALYSIS REPORT FOR WESTERN ILLINOIS

**Current Membership 69**

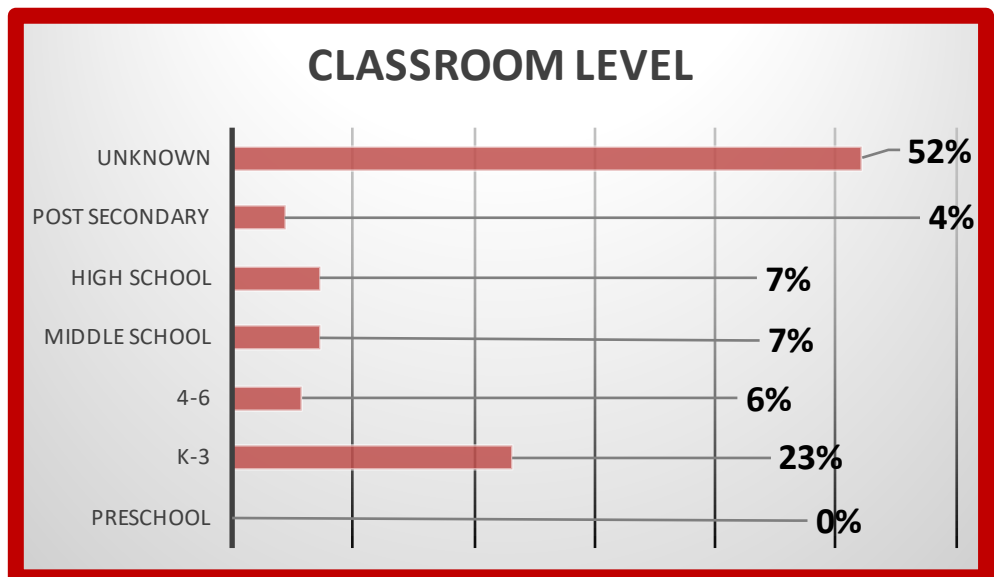
AGE RANGE		
18-24	2	3%
25-39	14	20%
40-54	25	36%
55 and over	9	13%
Unknown	19	28%
	<b>69</b>	<b>100%</b>



YEARS IN EDUCATION		
0-4	4	6%
5-14	13	19%
15-29	26	38%
30 and over	6	9%
Unknown	20	29%
	<b>69</b>	<b>100%</b>



CLASSROOM LEVEL		
Preschool	0	0%
K-3	16	23%
4-6	4	6%
Middle School	5	7%
High School	5	7%
Post Secondary	3	4%
Unknown	36	52%
	<b>69</b>	<b>100%</b>



# MEMBERSHIP ANALYSIS REPORT FOR WESTERN ILLINOIS

ADMINISTRATOR OR OTHER		
Curr/Reading	3	8%
Principal	2	5%
Superintendent	1	3%
Librarian	4	11%
Spec Ed	7	19%
Gift/Talent	1	3%
Title I/Remedial	6	16%
Read Specialist	7	19%
Retired	2	5%
Other	4	11%
	<b>37</b>	<b>100%</b>

PROFESSIONAL AREAS OF INTEREST		
Administration	5	7%
Adult Literacy	4	6%
Affective Reading	8	12%
Assessment	13	19%
Children's Lit	29	42%
Comprehension	21	30%
Content Area	7	10%
Family Literacy	9	13%
Holistic Reading	1	1%
Multilingual	4	6%
Newspaper in Ed	0	0%
Parents & Read	11	16%
Read for Gifted	10	14%
Research	15	22%
Study Skills	2	3%
Teacher Ed	11	16%
Technology	9	13%
Title I	0	0%
Young Adult Lit	9	13%
YA Writing	6	9%

