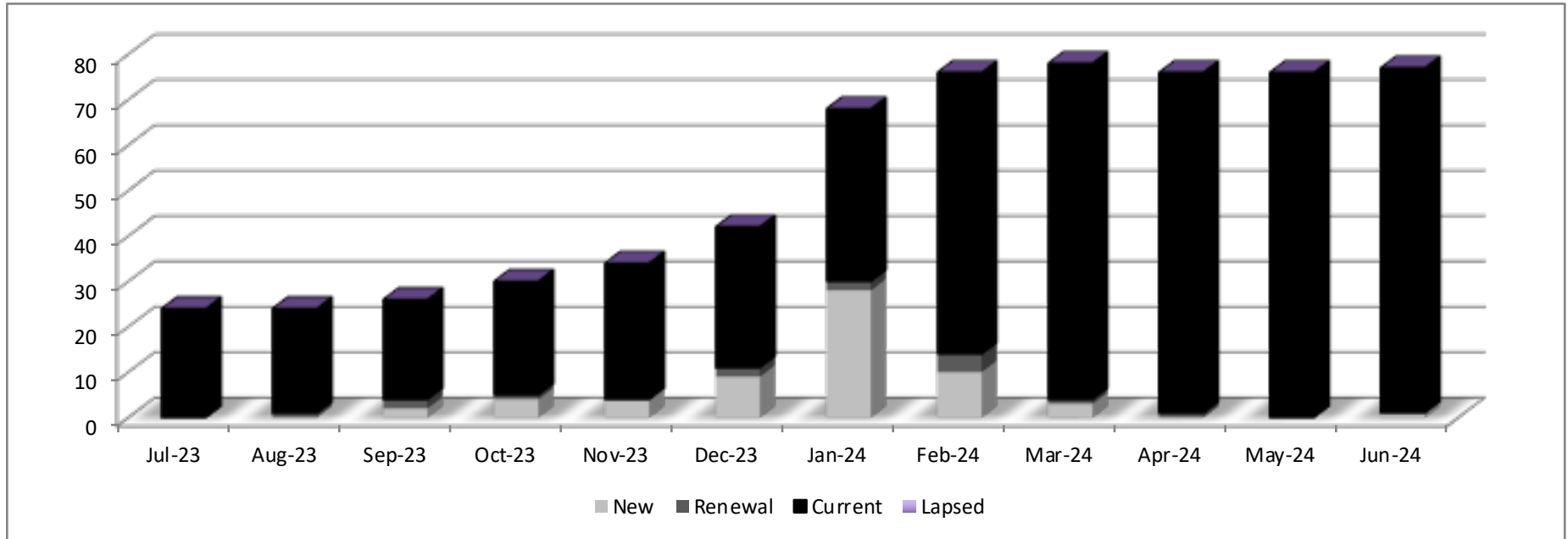


Illinois Valley Reading Council

Yearlong Trend of Total Membership

July 2023 to June 2024



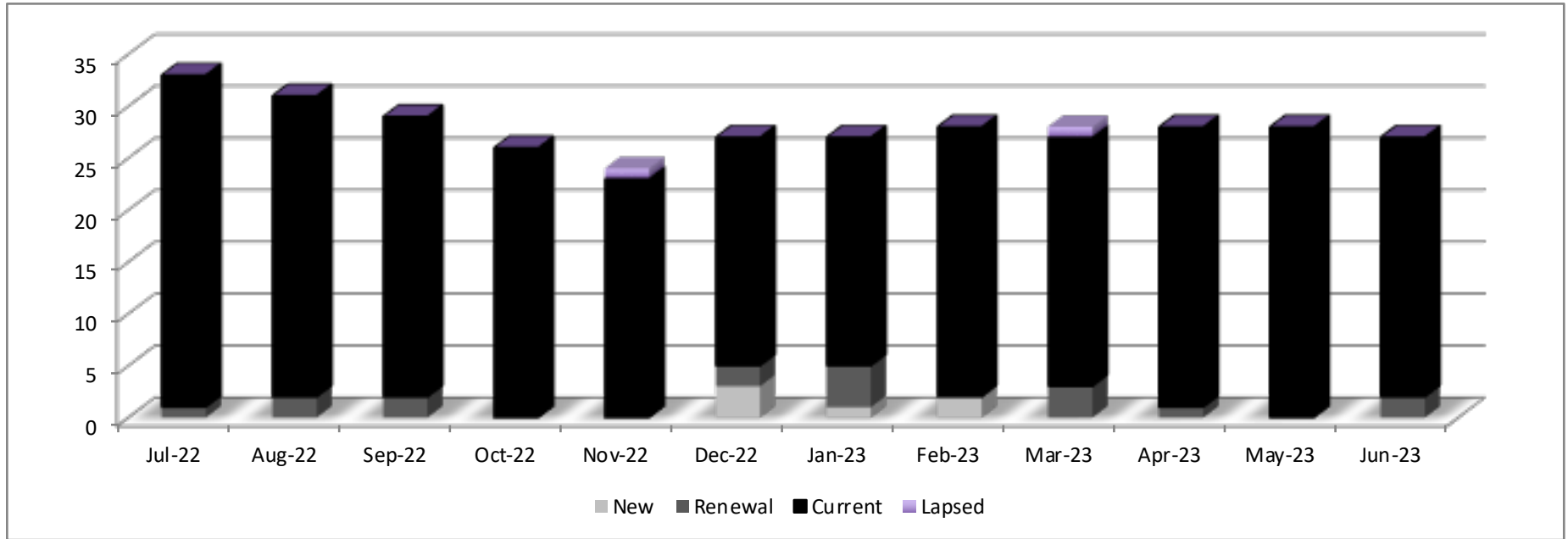
	<i>Jul-23</i>	<i>Aug-23</i>	<i>Sep-23</i>	<i>Oct-23</i>	<i>Nov-23</i>	<i>Dec-23</i>	<i>Jan-24</i>	<i>Feb-24</i>	<i>Mar-24</i>	<i>Apr-24</i>	<i>May-24</i>	<i>Jun-24</i>	<i>Total</i>
<i>New</i>	0	0	2	4	4	9	28	10	3	0	0	1	61
<i>Lapsed</i>	0	0	0	0	0	0	0	0	0	0	0	0	0
<i>Renewal</i>	0	1	2	1	0	2	2	4	1	1	0	0	14
<i>Current</i>	24	23	22	25	30	31	38	62	74	75	76	76	
<i>Total</i>	24	24	26	30	34	42	68	76	78	76	76	77	
<i>Gain/Loss</i>	-3	0	2	4	4	8	26	8	2	-2	0	1	50
<i>% Change</i>	-11.11%	0.00%	8.33%	15.38%	13.33%	23.53%	61.90%	11.76%	2.63%	-2.56%	0.00%	1.32%	185.19%
<i>Non-Renew</i>	3	0	0	0	0	1	2	2	1	2	0	0	11
<i>Student NR</i>	0	0	0	0	0	0	0	0	0	0	0	0	0
	<i>YTD % of Renewals (w/o Student Non-Renewals)</i>												51.85%

Growth or Retention: Bronze: 1% or 65%; Silver: 2% or 70%; Gold: 3% or 75%; and Diamond: 10% or 80%

Illinois Valley Reading Council

Yearlong Trend of Total Membership

July 2022 to June 2023



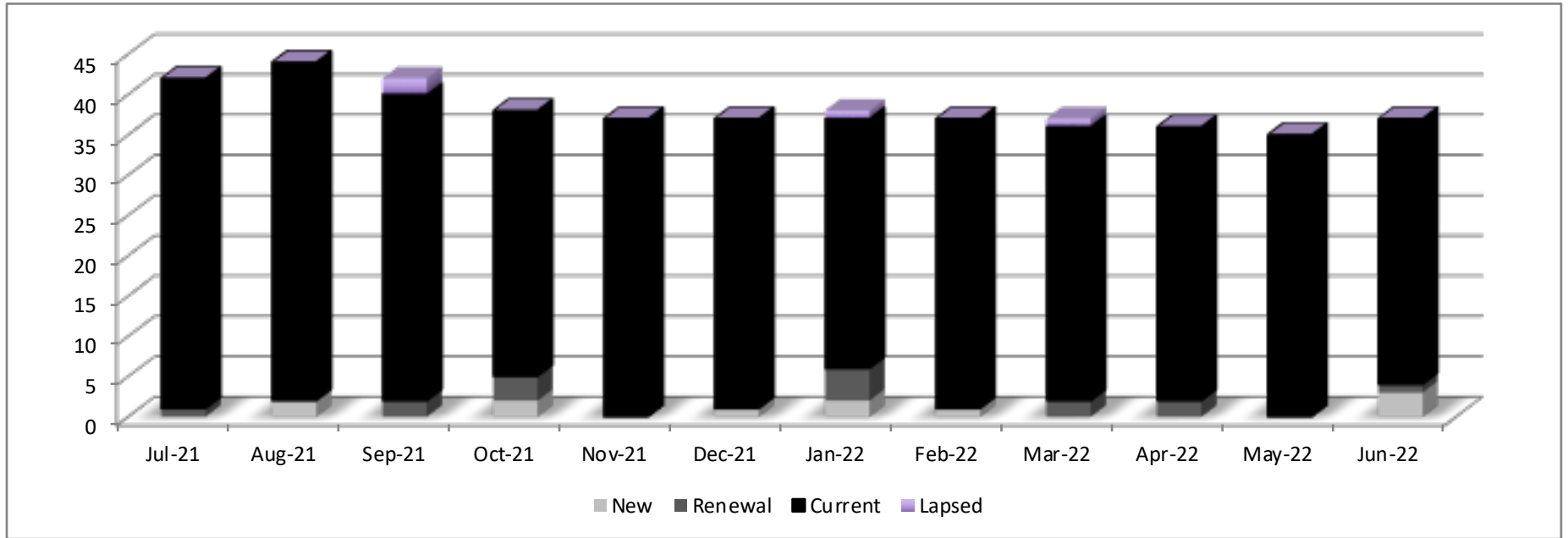
	Jul-22	Aug-22	Sep-22	Oct-22	Nov-22	Dec-22	Jan-23	Feb-23	Mar-23	Apr-23	May-23	Jun-23	Total
New	0	0	0	0	0	3	1	2	0	0	0	0	6
Lapsed	0	0	0	0	1	0	0	0	1	0	0	0	2
Renewal	1	2	2	0	0	2	4	0	3	1	0	2	17
Current	32	29	27	26	23	22	22	26	24	27	28	25	
Total	33	31	29	26	24	27	27	28	28	28	28	27	
Gain/Loss	-4	-2	-2	-3	-2	3	0	1	0	0	0	-1	-10
% Change	-10.81%	-6.06%	-6.45%	-10.34%	-7.69%	12.50%	0.00%	3.70%	0.00%	0.00%	0.00%	-3.57%	-27.03%
Non-renew	4	2	2	3	3	0	1	1	1	0	0	1	18
	YTD # of Student Members Non-Renewals												0
	YTD % of Renewals (w/o Student Non-Renewals)												51.35%

Growth or Retention: Bronze: 1% or 65%; Silver: 2% or 70%; Gold: 3% or 75%; and Diamond: 10% or 80%

Illinois Valley Reading Council

Yearlong Trend of Total Membership

July 2021 to June 2022



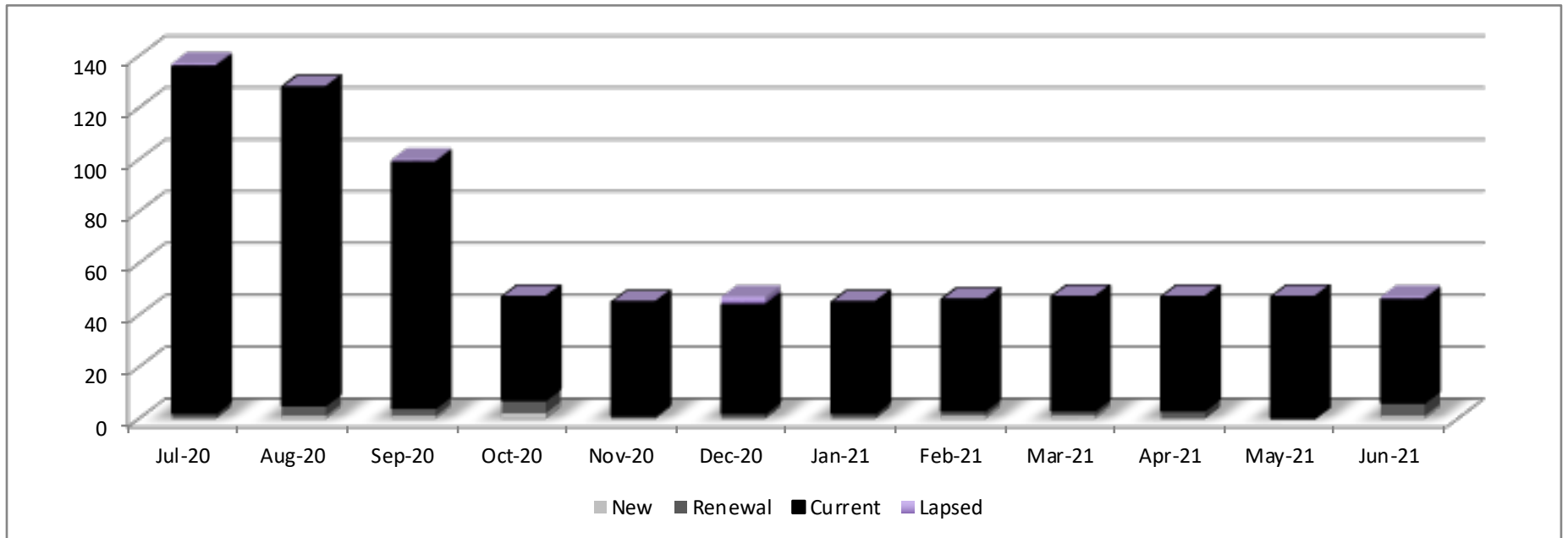
	Jul-21	Aug-21	Sep-21	Oct-21	Nov-21	Dec-21	Jan-22	Feb-22	Mar-22	Apr-22	May-22	Jun-22	Total	
New	0	2	0	2	0	1	2	1	0	0	0	3	11	
Lapsed	0	0	2	0	0	0	1	0	1	0	0	0	4	
Renewal	1	0	2	3	0	0	4	0	2	2	0	1	15	
Current	41	42	38	33	37	36	31	36	34	34	35	33		
Total	42	44	42	38	37	37	38	37	37	36	35	37		
Gain/Loss	-5	2	-2	-4	-1	0	1	-1	0	-1	-1	2	-10	
% Change	-10.64%	4.76%	-4.55%	-9.52%	-2.63%	0.00%	2.70%	-2.63%	0.00%	-2.70%	-2.78%	5.71%	-21.28%	
Non-renew	5	0	4	6	1	1	2	2	1	1	1	1	25	
													YTD # of Student Members Non-Renewals	1
													YTD % of Renewals (w/o Student Non-Renewals)	41.30%

Growth or Retention: Bronze: 1% or 65%; Silver: 2% or 70%; Gold: 3% or 75%; and Diamond: 10% or 80%

Illinois Valley Reading Council

Yearlong Trend of Total Membership

July 2020 to June 2021



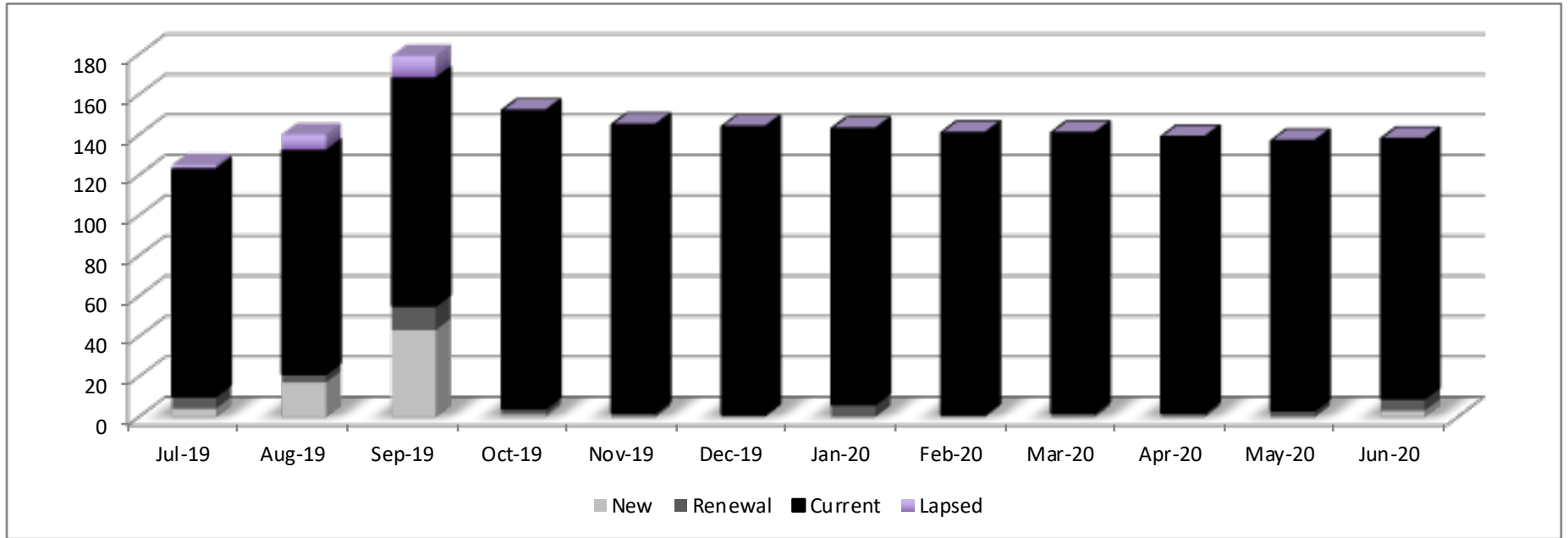
	Jul-20	Aug-20	Sep-20	Oct-20	Nov-20	Dec-20	Jan-21	Feb-21	Mar-21	Apr-21	May-21	Jun-21	Total	
New	0	1	1	2	0	0	0	1	1	0	0	1	7	
Lapsed	1	0	1	0	0	3	0	0	0	0	0	1	6	
Renewal	2	4	3	5	1	2	2	2	2	3	0	5	31	
Current	134	123	95	40	44	42	43	43	44	44	47	40		
Total	137	128	100	47	45	47	45	46	47	47	47	47		
Gain/Loss	-1	-9	-28	-53	-2	2	-2	1	1	0	0	0	-91	
% Change	-0.72%	-6.57%	-21.88%	-53.00%	-4.26%	4.44%	-4.26%	2.22%	2.17%	0.00%	0.00%	0.00%	-65.94%	
Non-renew	2	10	30	55	2	1	2	0	0	0	0	2	104	
													YTD # of Student Members Non-Renewals	6
													YTD % of Renewals (w/o Student Non-Renewals)	28.03%

Growth or Retention: Bronze: 1% or 65%; Silver: 2% or 70%; Gold: 3% or 75%; and Diamond: 10% or 80%

Illinois Valley Reading Council

Yearlong Trend of Total Membership

July 2019 to June 2020



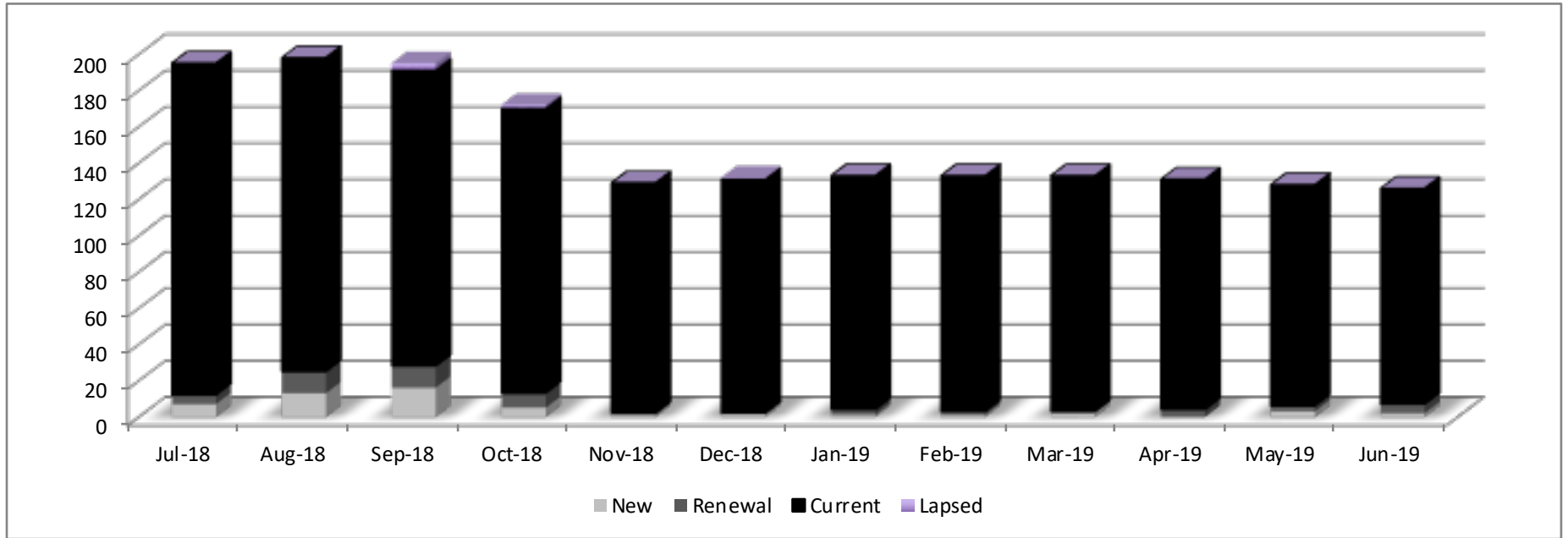
	Jul-19	Aug-19	Sep-19	Oct-19	Nov-19	Dec-19	Jan-20	Feb-20	Mar-20	Apr-20	May-20	Jun-20	Total
New	4	17	43	1	0	0	0	0	0	0	0	3	68
Lapsed	2	8	11	0	0	0	0	0	0	0	0	0	21
Renewal	6	4	12	3	2	1	6	1	2	2	3	6	48
Current	113	111	113	148	143	143	137	140	139	137	134	129	
Total	125	140	179	152	145	144	143	141	141	139	137	138	
Gain/Loss	-1	15	39	-27	-7	-1	-1	-2	0	-2	-2	1	12
% Change	-0.79%	12.00%	27.86%	-15.08%	-4.61%	-0.69%	-0.69%	-1.40%	0.00%	-1.42%	-1.44%	0.73%	9.52%
Non-renew	6	9	14	28	7	1	1	2	0	2	1	2	73
													YTD # of Student Members Non-Renewals
													7
													YTD % of Renewals (w/o Student Non-Renewals)
													57.98%

Growth or Retention: Bronze: 1% or 65%; Silver: 2% or 70%; Gold: 3% or 75%; and Diamond: 10% or 80%

Illinois Valley Reading Council

Yearlong Trend of Total Membership

July 2018 to June 2019

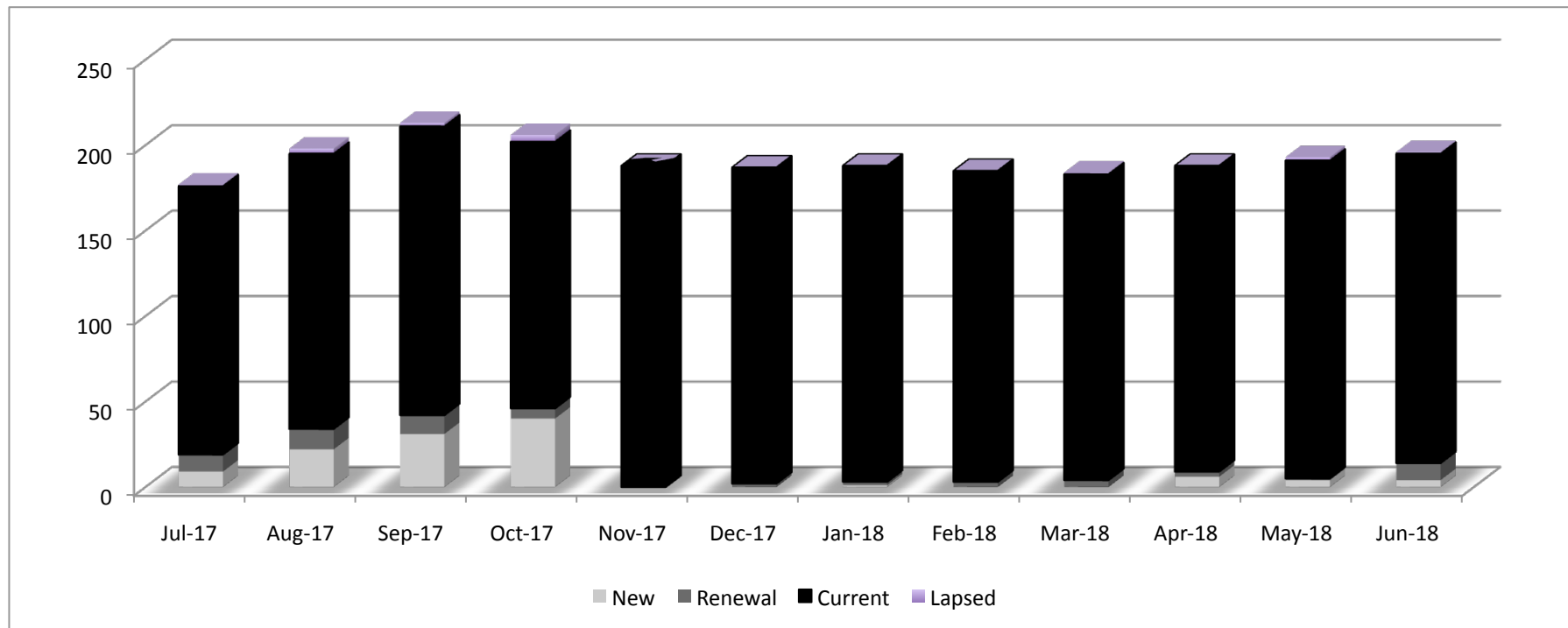


	Jul-18	Aug-18	Sep-18	Oct-18	Nov-18	Dec-18	Jan-19	Feb-19	Mar-19	Apr-19	May-19	Jun-19	Total
New	7	13	16	5	1	2	1	1	2	0	3	2	53
Lapsed	0	0	4	2	0	1	0	0	0	0	0	0	7
Renewal	5	12	12	8	1	0	3	2	1	4	3	5	56
Current	183	173	163	157	127	129	129	130	130	127	122	119	
Total	195	198	195	172	129	132	133	133	133	131	128	126	
Gain/Loss	-1	3	-3	-23	-43	3	1	0	0	-2	-3	-2	-70
% Change	-0.51%	1.54%	-1.52%	-11.79%	-25.00%	2.33%	0.76%	0.00%	0.00%	-1.50%	-2.29%	-1.56%	-35.71%
Non-renew	8	10	21	30	44	0	0	1	2	2	6	4	128
													YTD # of Student Members Non-Renewals
													6
													YTD % of Renewals (w/o Student Non-Renewals)
													33.16%

Growth or Retention: Bronze: 1% or 65%; Silver: 2% or 70%; Gold: 3% or 75%; and Diamond: 10% or 80%

Illinois Valley Reading Council

Yearlong Trend of Total Membership July 2017 to June 2018

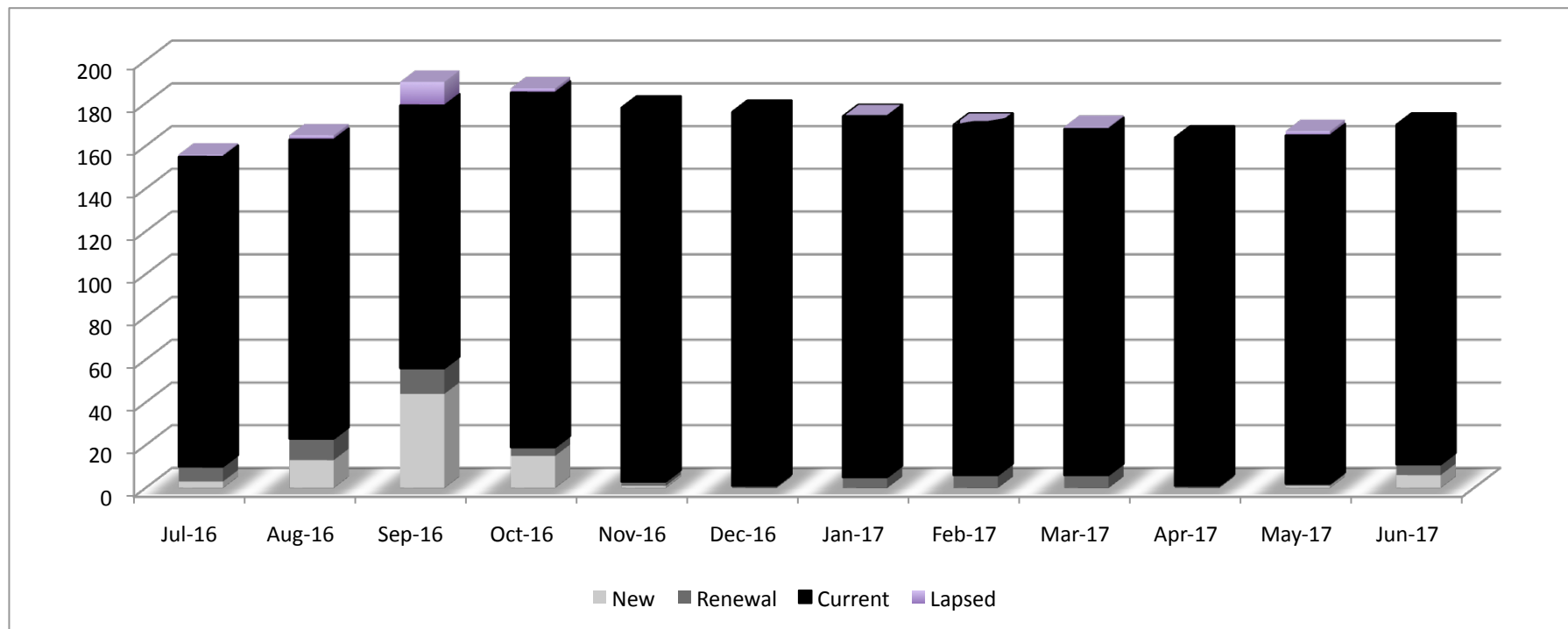


	<i>Jul-17</i>	<i>Aug-17</i>	<i>Sep-17</i>	<i>Oct-17</i>	<i>Nov-17</i>	<i>Dec-17</i>	<i>Jan-18</i>	<i>Feb-18</i>	<i>Mar-18</i>	<i>Apr-18</i>	<i>May-18</i>	<i>Jun-18</i>	<i>Total</i>
<i>New</i>	9	22	31	40	0	0	1	0	0	6	4	4	117
<i>Lapsed</i>	1	3	2	4	0	0	0	0	1	0	2	1	14
<i>Renewal</i>	10	12	11	6	0	2	2	3	4	3	1	10	64
<i>Current</i>	157	161	169	156	188	185	185	182	179	179	186	181	
<i>Total</i>	177	198	213	206	188	187	188	185	184	188	193	196	
<i>Gain/Loss</i>	7	21	15	-7	-18	-1	1	-3	-1	4	5	3	26
<i>% Change</i>	4.12%	11.86%	7.58%	-3.29%	-8.74%	-0.53%	0.53%	-1.60%	-0.54%	2.17%	2.66%	1.55%	15.29%
<i>Non-renew</i>	3	4	18	51	18	1	0	3	2	2	1	2	105
	<i>YTD # of Student Members Non-Renewals</i>												3
	<i>YTD % of Renewals (w/o Student Non-Renewals)</i>												46.71%

Growth or Retention: Bronze: 1% or 65%; Silver: 2% or 70%; Gold: 3% or 75%; and Diamond: 10% or 80%

Illinois Valley Reading Council

Yearlong Trend of Total Membership July 2016 to June 2017

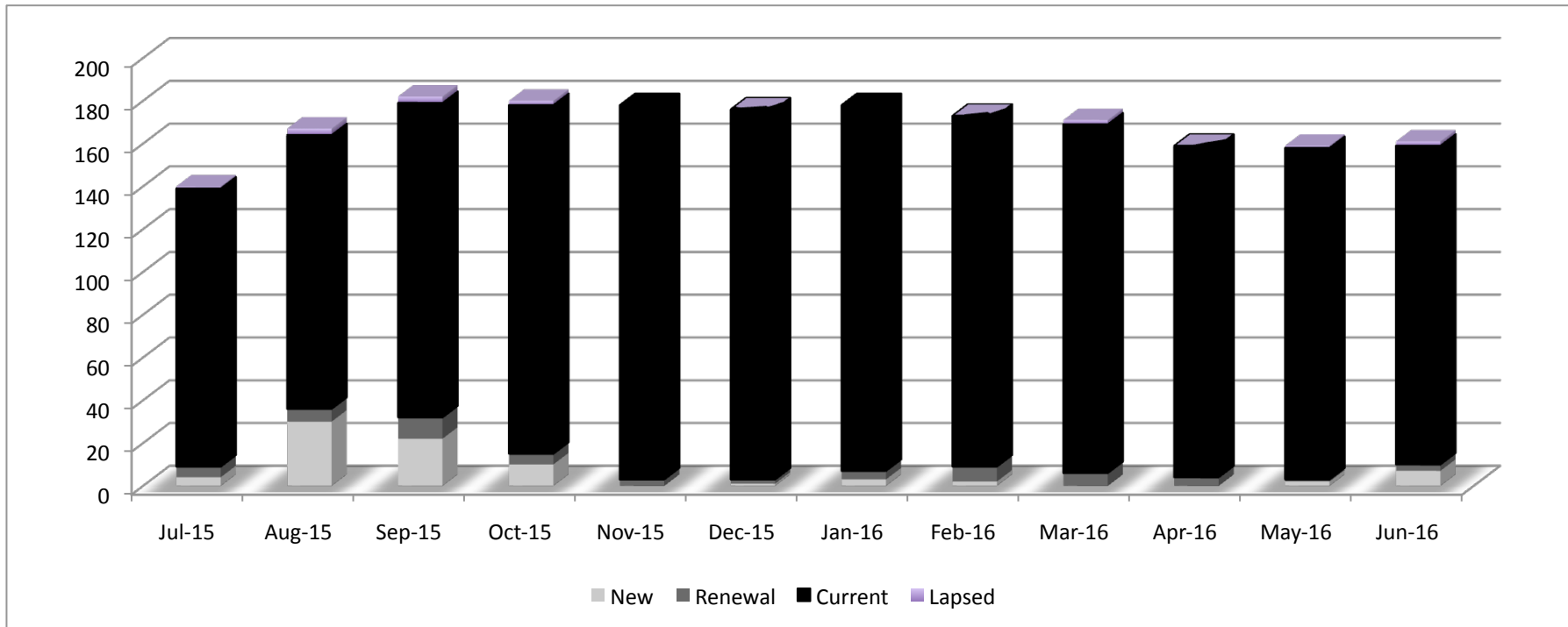


	<i>Jul-16</i>	<i>Aug-16</i>	<i>Sep-16</i>	<i>Oct-16</i>	<i>Nov-16</i>	<i>Dec-16</i>	<i>Jan-17</i>	<i>Feb-17</i>	<i>Mar-17</i>	<i>Apr-17</i>	<i>May-17</i>	<i>Jun-17</i>	<i>Total</i>
New	3	13	44	15	1	0	0	0	0	0	1	6	83
Lapsed	1	2	11	2	0	0	0	0	1	0	2	0	19
Renewal	7	10	12	4	2	1	5	6	6	1	1	5	60
Current	145	140	123	166	175	175	169	164	162	163	163	159	
Total	156	165	190	187	178	176	174	170	169	164	167	170	
Gain/Loss	-5	9	25	-3	-9	-2	-2	-4	-1	-5	3	3	9
% Change	-3.11%	5.77%	15.15%	-1.58%	-4.81%	-1.12%	-1.14%	-2.30%	-0.59%	-2.96%	1.83%	1.80%	5.59%
Non-renew	9	6	30	20	10	2	2	4	2	5	0	3	93
	YTD # of Student Members Non-Renewals												8
	YTD % of Renewals (w/o Student Non-Renewals)												41.18%

Growth or Retention: Bronze \$50: 1% or 65%; Silver \$75: 2% or 70%; Gold \$100: 3% or 75%; and Diamond \$200: 10% or 80%

Illinois Valley Reading Council

Yearlong Trend of Total Membership July 2015 to June 2016

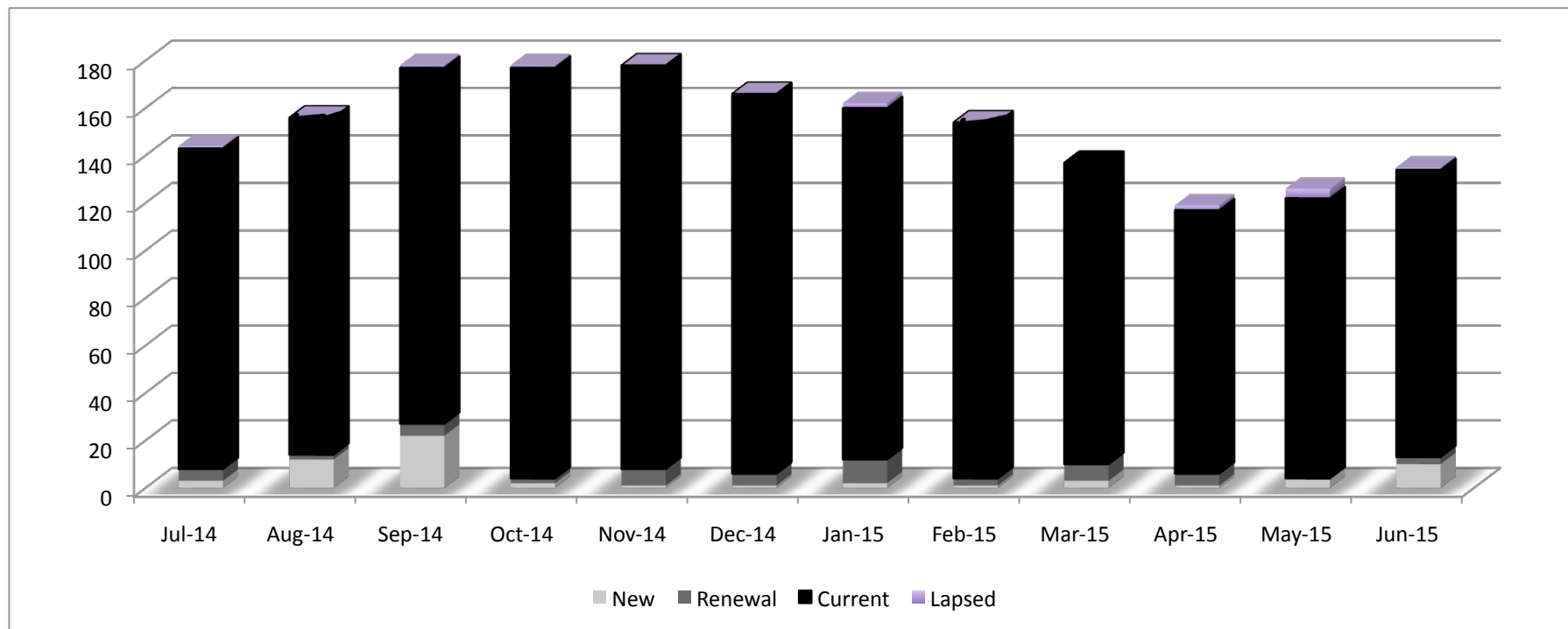


	<i>Jul-15</i>	<i>Aug-15</i>	<i>Sep-15</i>	<i>Oct-15</i>	<i>Nov-15</i>	<i>Dec-15</i>	<i>Jan-16</i>	<i>Feb-16</i>	<i>Mar-16</i>	<i>Apr-16</i>	<i>May-16</i>	<i>Jun-16</i>	<i>Total</i>
<i>New</i>	4	30	22	10	0	1	3	2	0	0	2	7	81
<i>Lapsed</i>	1	3	3	2	0	0	0	0	2	0	1	2	14
<i>Renewal</i>	5	6	10	5	3	2	4	7	6	4	1	3	56
<i>Current</i>	130	128	147	163	175	173	171	164	163	155	155	149	
<i>Total</i>	140	167	182	180	178	176	178	173	171	159	159	161	
<i>Gain/Loss</i>	5	27	15	-2	-2	-2	2	-5	-2	-12	0	2	26
<i>% Change</i>	3.70%	19.29%	8.98%	-1.10%	-1.11%	-1.12%	1.14%	-2.81%	-1.16%	-7.02%	0.00%	1.26%	19.26%
<i>Non-renew</i>	0	6	10	14	2	3	1	7	4	12	3	7	69
	<i>YTD # of Student Members Non-Renewals</i>												10
	<i>YTD % of Renewals (w/o Student Non-Renewals)</i>												56.00%

Growth or Retention: Bronze \$50: 1% or 65%; Silver \$75: 2% or 70%; Gold \$100: 3% or 75%; and Diamond \$200: 10% or 80%

Illinois Valley Reading Council

Yearlong Trend of Total Membership July 2014 to June 2015

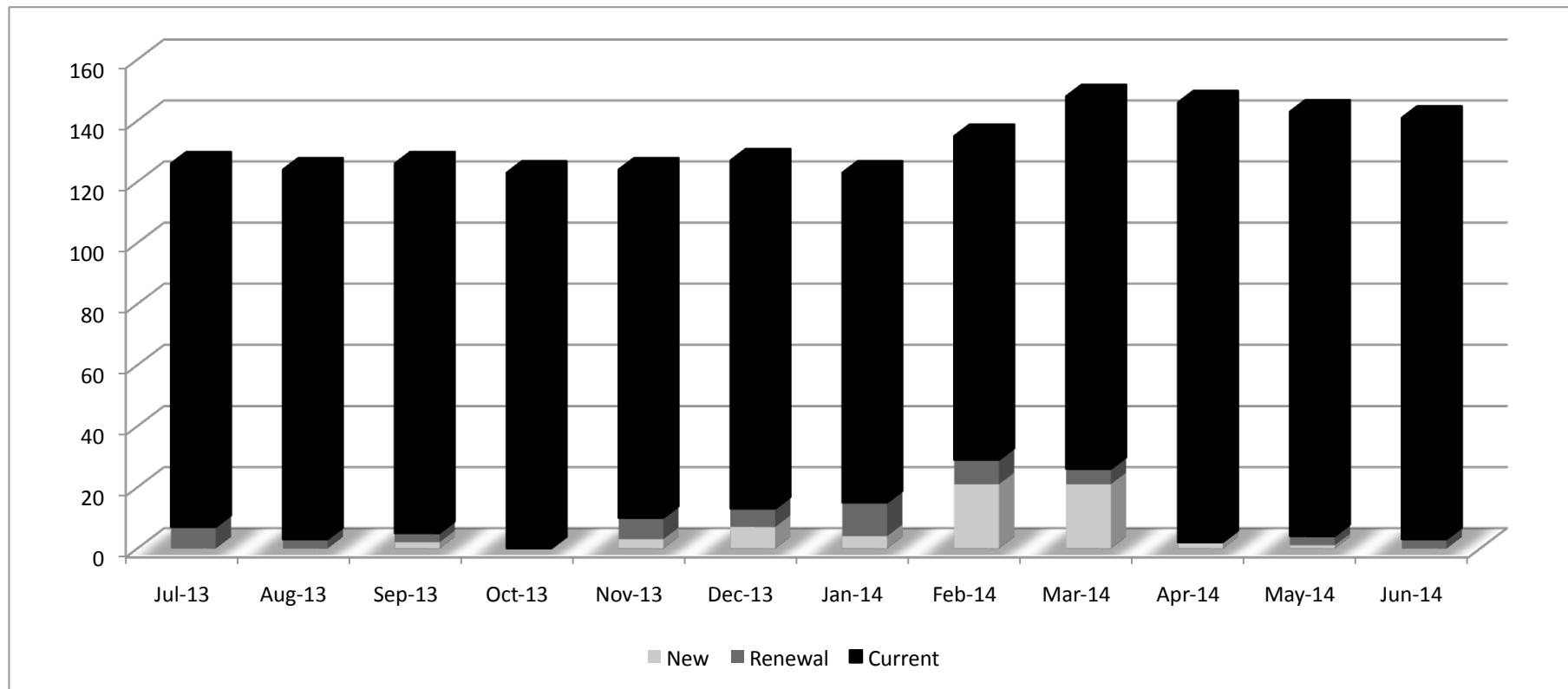


	<i>Jul-14</i>	<i>Aug-14</i>	<i>Sep-14</i>	<i>Oct-14</i>	<i>Nov-14</i>	<i>Dec-14</i>	<i>Jan-15</i>	<i>Feb-15</i>	<i>Mar-15</i>	<i>Apr-15</i>	<i>May-15</i>	<i>Jun-15</i>	<i>Total</i>
New	3	12	22	2	1	1	2	1	3	1	4	10	62
Lapsed	1	0	1	1	0	0	2	0	0	2	4	1	12
Renewal	5	2	5	2	7	5	10	3	7	5	0	3	54
Current	135	142	150	173	170	160	148	150	127	111	118	121	
Total	144	156	178	178	178	166	162	154	137	119	126	135	
Gain/Loss	3	12	22	0	0	-12	-4	-8	-17	-18	7	9	-6
% Change	2.13%	8.33%	14.10%	0.00%	0.00%	-6.74%	-2.41%	-4.94%	-11.04%	-13.14%	5.88%	7.14%	-4.26%
Non-renew	1	0	1	3	1	13	8	9	20	21	1	2	80
	YTD # of Student Members Non-Renewals												0
	YTD % of Renewals (w/o Student Non-Renewals)												46.81%

Growth or Retention: Bronze \$50: 1% or 65%; Silver \$75: 2% or 70%; Gold \$100: 3% or 75%; and Diamond \$200: 10% or 80%

Illinois Valley Reading Council

Yearlong Trend of Total Membership July 2013 to June 2014

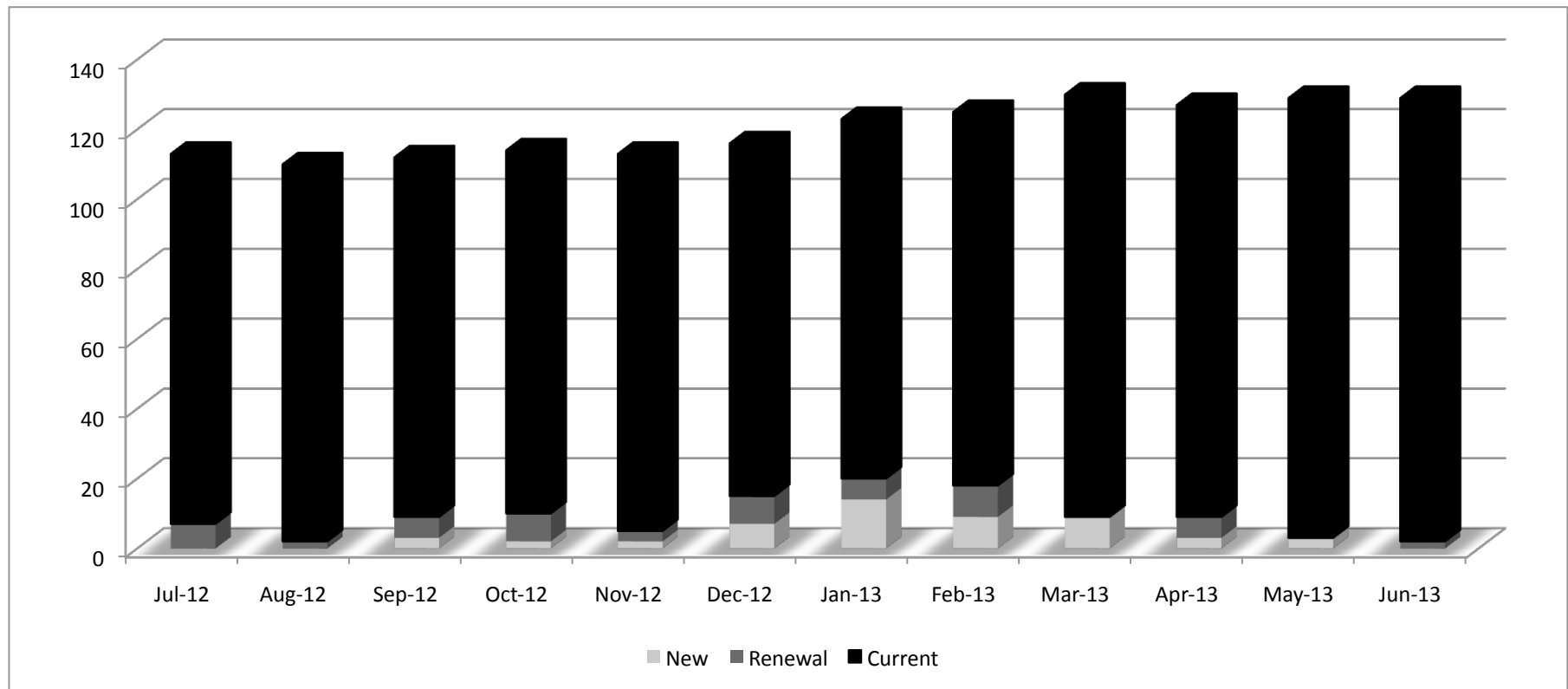


	<i>Jul-13</i>	<i>Aug-13</i>	<i>Sep-13</i>	<i>Oct-13</i>	<i>Nov-13</i>	<i>Dec-13</i>	<i>Jan-14</i>	<i>Feb-14</i>	<i>Mar-14</i>	<i>Apr-14</i>	<i>May-14</i>	<i>Jun-14</i>	<i>Total</i>
<i>New</i>	0	0	2	0	3	7	4	21	21	2	1	0	61
<i>Renewal</i>	7	3	3	0	7	6	11	8	5	0	3	3	56
<i>Current</i>	119	121	121	123	114	114	108	106	122	144	139	138	
Total	126	124	126	123	124	127	123	135	148	146	143	141	
<i>Gain/Loss</i>	-3	-2	2	-3	1	3	-4	12	13	-2	-3	-2	12
<i>% Change</i>	-2.33%	-1.59%	1.61%	-2.38%	0.81%	2.42%	-3.15%	9.76%	9.63%	-1.35%	-2.05%	-1.40%	9.30%
<i>Non-renew</i>	3	2	0	3	2	4	8	9	8	4	4	2	49

Membership Growth: 1% Bronze = \$50, 2% Silver = \$75, 3% Gold = \$100, and 10% Diamond = \$200

Illinois Valley Reading Council

Yearlong Trend of Total Membership July 2012 to June 2013

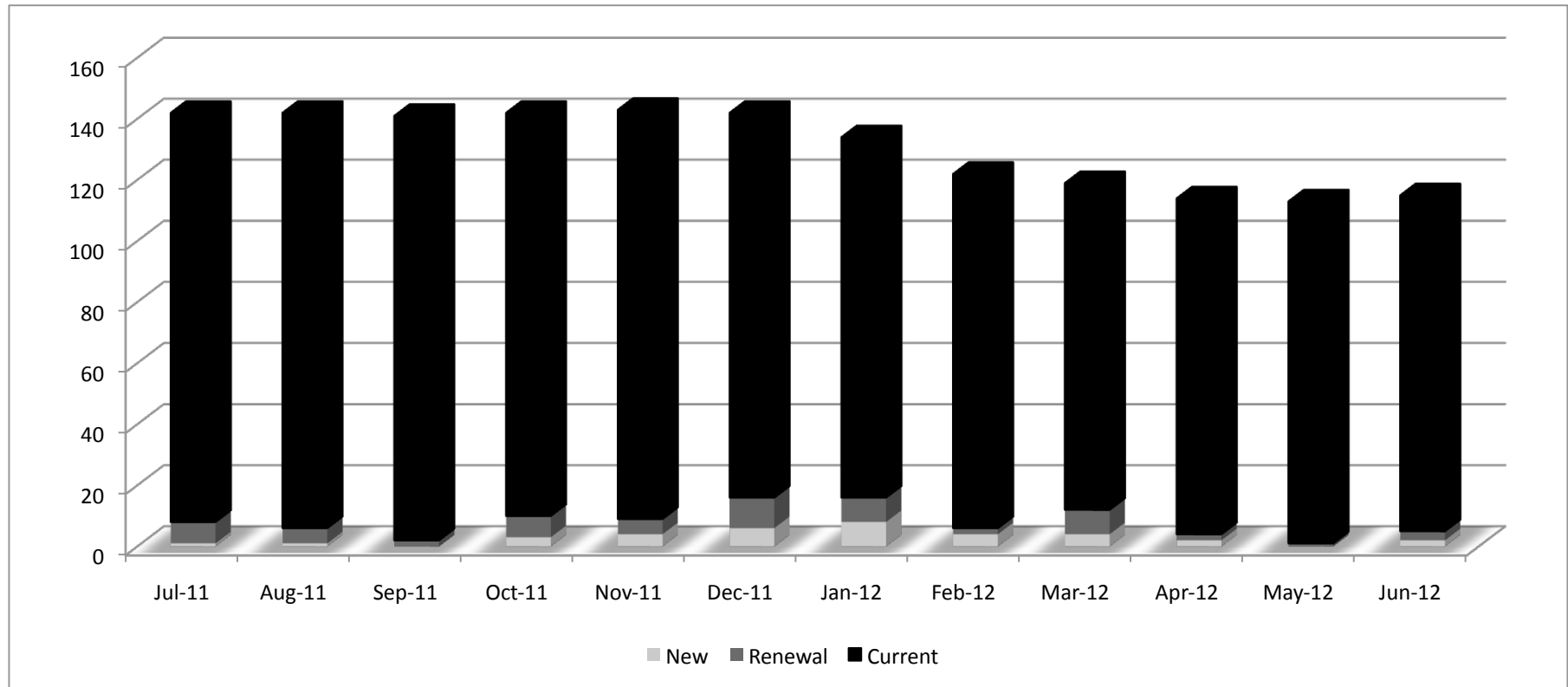


	<i>Jul-12</i>	<i>Aug-12</i>	<i>Sep-12</i>	<i>Oct-12</i>	<i>Nov-12</i>	<i>Dec-12</i>	<i>Jan-13</i>	<i>Feb-13</i>	<i>Mar-13</i>	<i>Apr-13</i>	<i>May-13</i>	<i>Jun-13</i>	<i>Total</i>
<i>New</i>	0	0	3	2	2	7	14	9	9	3	3	0	52
<i>Renewal</i>	7	2	6	8	3	8	6	9	0	6	0	2	57
<i>Current</i>	106	108	103	104	108	101	103	107	121	118	126	127	
Total	113	110	112	114	113	116	123	125	130	127	129	129	
<i>Gain/Loss</i>	-2	-3	2	2	-1	3	7	2	5	-3	2	0	14
<i>% Change</i>	-1.74%	-2.65%	1.82%	1.79%	-0.88%	2.65%	6.03%	1.63%	4.00%	-2.31%	1.57%	0.00%	12.17%
<i>Non-renew</i>	2	3	1	0	3	4	7	7	4	6	1	0	38

Membership Growth: 1% Bronze = \$50, 2% Silver = \$75, 3% Gold = \$100, and 10% Diamond = \$200

Illinois Valley Reading Council

Yearlong Trend of Total Membership July 2011 to June 2012

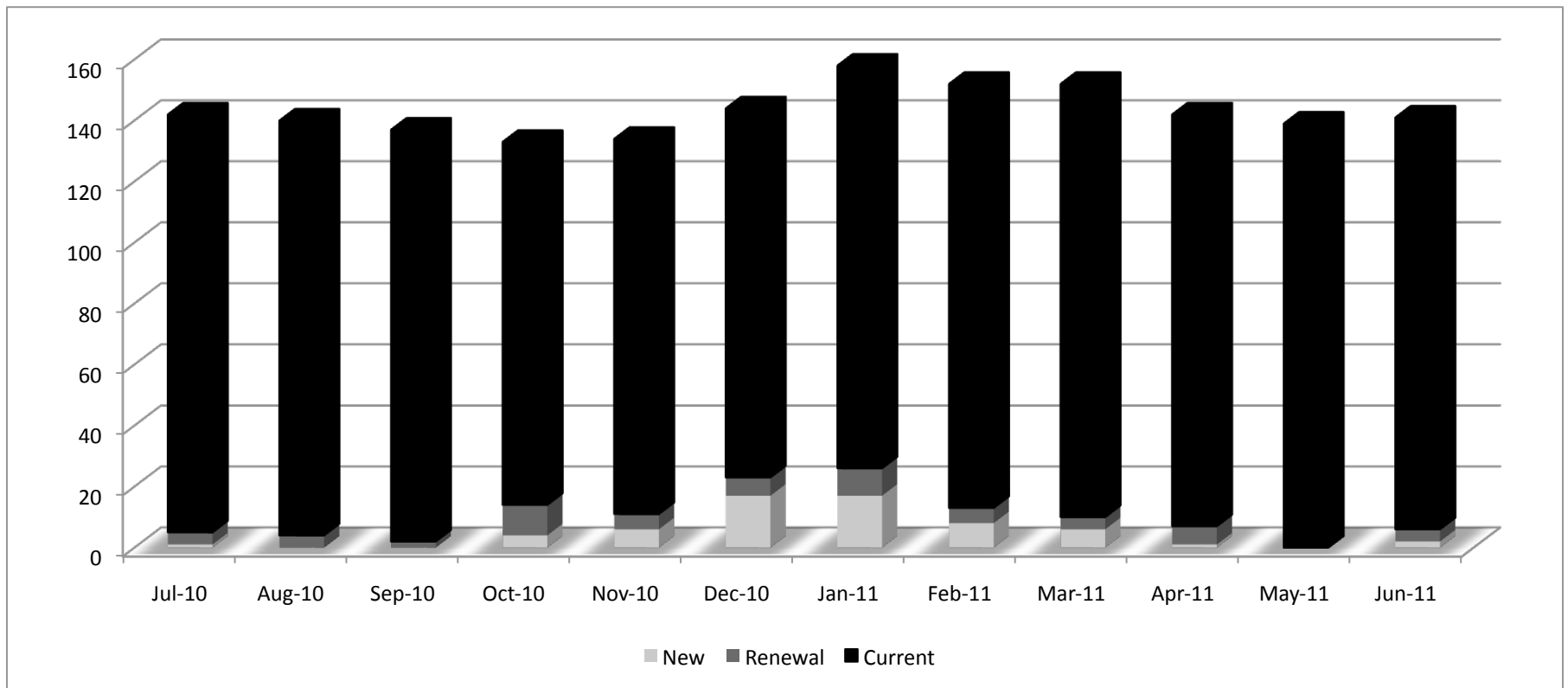


	<i>Jul-11</i>	<i>Aug-11</i>	<i>Sep-11</i>	<i>Oct-11</i>	<i>Nov-11</i>	<i>Dec-11</i>	<i>Jan-12</i>	<i>Feb-12</i>	<i>Mar-12</i>	<i>Apr-12</i>	<i>May-12</i>	<i>Jun-12</i>	<i>Total</i>
<i>New</i>	1	1	0	3	4	6	8	4	4	2	0	2	35
<i>Renewal</i>	7	5	2	7	5	10	8	2	8	2	1	3	60
<i>Current</i>	134	136	139	132	134	126	118	116	107	110	112	110	
Total	142	142	141	142	143	142	134	122	119	114	113	115	
<i>Gain/Loss</i>	1	0	-1	1	1	-1	-8	-12	-3	-5	-1	2	-26
<i>% Change</i>	0.71%	0.00%	-0.70%	0.71%	0.70%	-0.70%	-5.63%	-8.96%	-2.46%	-4.20%	-0.88%	1.77%	-18.44%
<i>Non-renew</i>	0	1	1	2	3	7	16	16	7	7	1	0	61

Membership Growth: 1% Bronze = \$50, 2% Silver = \$75, 3% Gold = \$100, and 10% Diamond = \$200

Illinois Valley Reading Council

Yearlong Trend of Total Membership July 2010 to June 2011



	<i>Jul-10</i>	<i>Aug-10</i>	<i>Sep-10</i>	<i>Oct-10</i>	<i>Nov-10</i>	<i>Dec-10</i>	<i>Jan-11</i>	<i>Feb-11</i>	<i>Mar-11</i>	<i>Apr-11</i>	<i>May-11</i>	<i>Jun-11</i>	<i>Total</i>
<i>New</i>	1	0	0	4	6	17	17	8	6	1	0	2	62
<i>Renewal</i>	4	4	2	10	5	6	9	5	4	6	0	4	59
<i>Current</i>	137	136	135	119	123	121	132	139	142	135	139	135	
<i>Total</i>	142	140	137	133	134	144	158	152	152	142	139	141	
<i>Gain/Loss</i>	-1	-2	-3	-4	1	10	14	-6	0	-10	-3	2	-2
<i>% Change</i>	-0.70%	-1.41%	-2.14%	-2.92%	0.75%	7.46%	9.72%	-3.80%	0.00%	-6.58%	-2.11%	1.44%	-1.40%
<i>Non-renew</i>	2	2	3	8	5	7	3	14	6	11	3	0	64