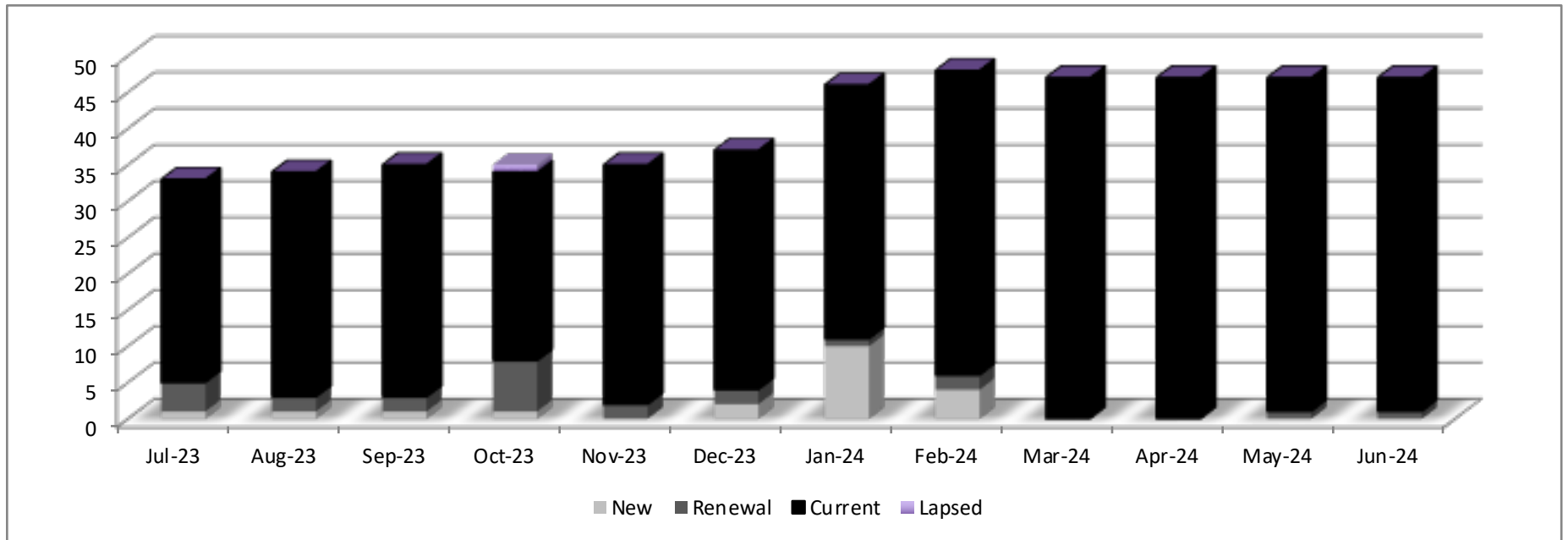


MID-State Reading Council

Yearlong Trend of Total Membership

July 2023 to June 2024



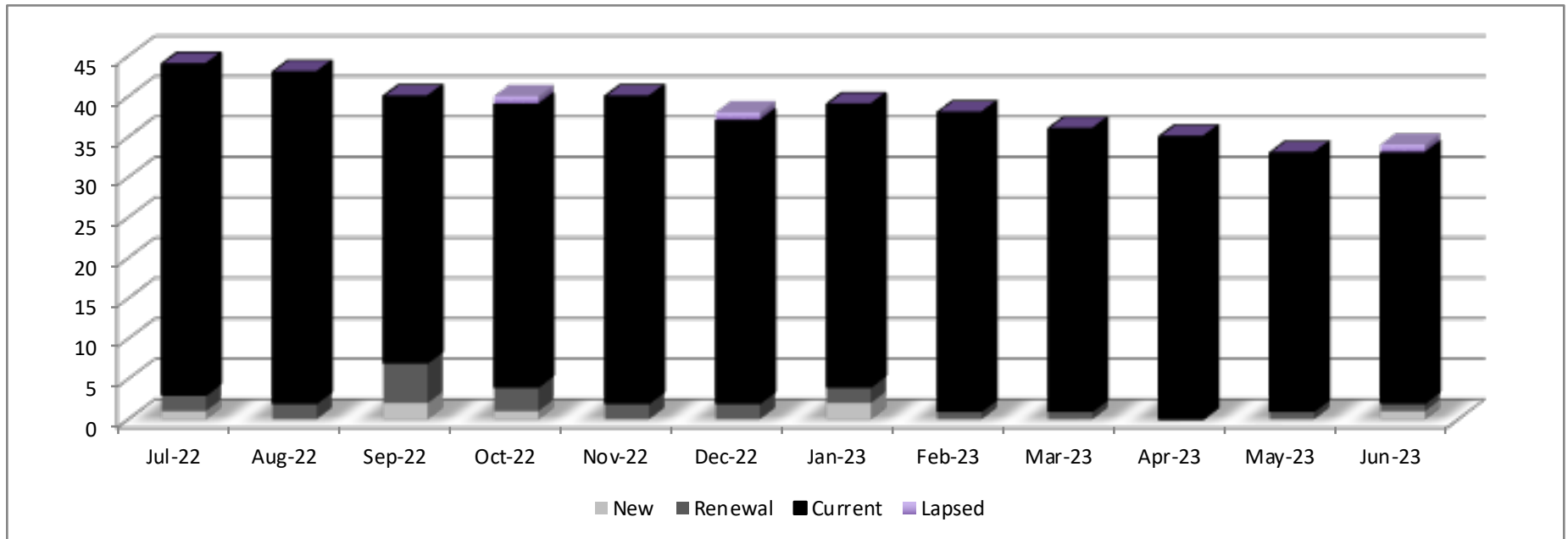
	<i>Jul-23</i>	<i>Aug-23</i>	<i>Sep-23</i>	<i>Oct-23</i>	<i>Nov-23</i>	<i>Dec-23</i>	<i>Jan-24</i>	<i>Feb-24</i>	<i>Mar-24</i>	<i>Apr-24</i>	<i>May-24</i>	<i>Jun-24</i>	<i>Total</i>
<i>New</i>	1	1	1	1	0	2	10	4	0	0	0	0	20
<i>Lapsed</i>	0	0	0	1	0	0	0	0	0	0	0	0	1
<i>Renewal</i>	4	2	2	7	2	2	1	2	0	0	1	1	24
<i>Current</i>	28	31	32	26	33	33	35	42	47	47	46	46	
<i>Total</i>	33	34	35	35	35	37	46	48	47	47	47	47	
<i>Gain/Loss</i>	-1	1	1	0	0	2	9	2	-1	0	0	0	13
<i>% Change</i>	-2.94%	3.03%	2.94%	0.00%	0.00%	5.71%	24.32%	4.35%	-2.08%	0.00%	0.00%	0.00%	38.24%
<i>Non-Renew</i>	2	0	0	2	0	0	1	2	1	0	0	0	8
<i>Student NR</i>	0	0	0	0	0	0	0	0	0	0	0	0	0
	<i>YTD % of Renewals (w/o Student Non-Renewals)</i>												73.53%

Growth or Retention: Bronze: 1% or 65%; Silver: 2% or 70%; Gold: 3% or 75%; and Diamond: 10% or 80%

MID-State Reading Council

Yearlong Trend of Total Membership

July 2022 to June 2023



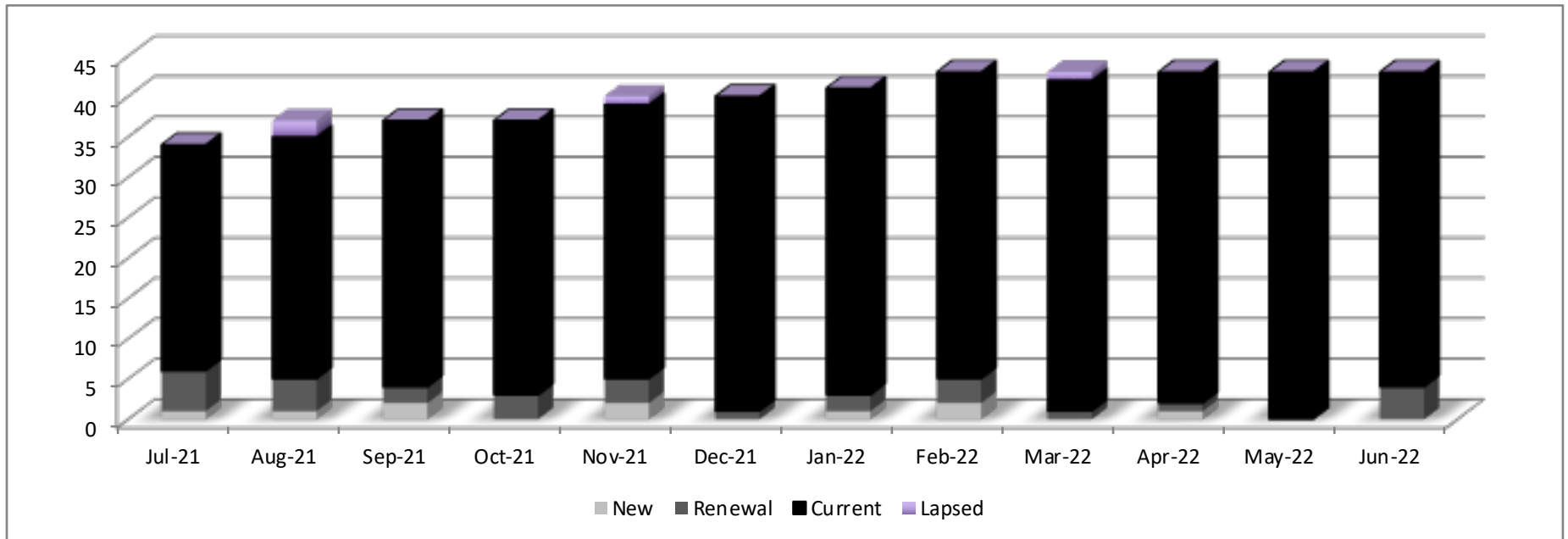
	Jul-22	Aug-22	Sep-22	Oct-22	Nov-22	Dec-22	Jan-23	Feb-23	Mar-23	Apr-23	May-23	Jun-23	Total
New	1	0	2	1	0	0	2	0	0	0	0	1	7
Lapsed	0	0	0	1	0	1	0	0	0	0	0	1	3
Renewal	2	2	5	3	2	2	2	1	1	0	1	1	22
Current	41	41	33	35	38	35	35	37	35	35	32	31	
Total	44	43	40	40	40	38	39	38	36	35	33	34	
Gain/Loss	1	-1	-3	0	0	-2	1	-1	-2	-1	-2	1	-9
% Change	2.33%	-2.27%	-6.98%	0.00%	0.00%	-5.00%	2.63%	-2.56%	-5.26%	-2.78%	-5.71%	3.03%	-20.93%
Non-renew	0	1	5	2	0	3	1	1	2	1	2	0	18
	YTD # of Student Members Non-Renewals												0
	YTD % of Renewals (w/o Student Non-Renewals)												58.14%

Growth or Retention: Bronze: 1% or 65%; Silver: 2% or 70%; Gold: 3% or 75%; and Diamond: 10% or 80%

MID-State Reading Council

Yearlong Trend of Total Membership

July 2021 to June 2022



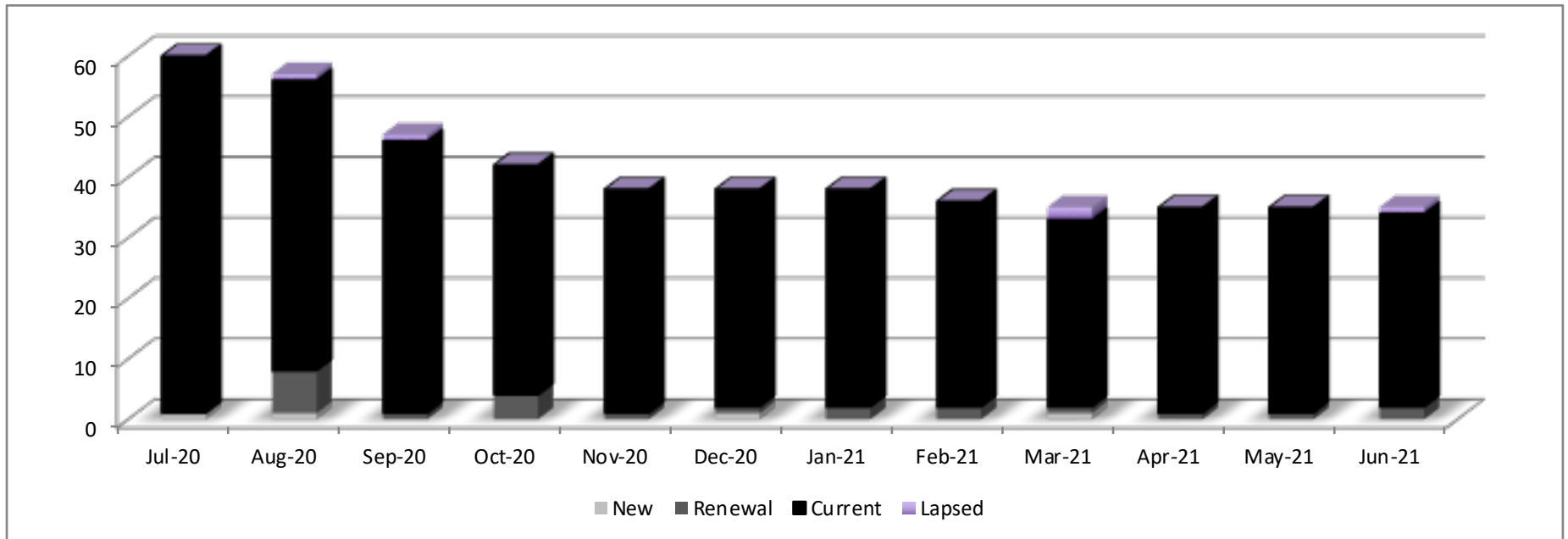
	Jul-21	Aug-21	Sep-21	Oct-21	Nov-21	Dec-21	Jan-22	Feb-22	Mar-22	Apr-22	May-22	Jun-22	Total
New	1	1	2	0	2	0	1	2	0	1	0	0	10
Lapsed	0	2	0	0	1	0	0	0	1	0	0	0	4
Renewal	5	4	2	3	3	1	2	3	1	1	0	4	29
Current	28	30	33	34	34	39	38	38	41	41	43	39	
Total	34	37	37	37	40	40	41	43	43	43	43	43	
Gain/Loss	-1	3	0	0	3	0	1	2	0	0	0	0	8
% Change	-2.86%	8.82%	0.00%	0.00%	8.11%	0.00%	2.50%	4.88%	0.00%	0.00%	0.00%	0.00%	22.86%
Non-renew	2	0	2	0	0	0	0	0	1	1	0	0	6
	YTD # of Student Members Non-Renewals												0
	YTD % of Renewals (w/o Student Non-Renewals)												94.29%

Growth or Retention: Bronze: 1% or 65%; Silver: 2% or 70%; Gold: 3% or 75%; and Diamond: 10% or 80%

MID-State Reading Council

Yearlong Trend of Total Membership

July 2020 to June 2021



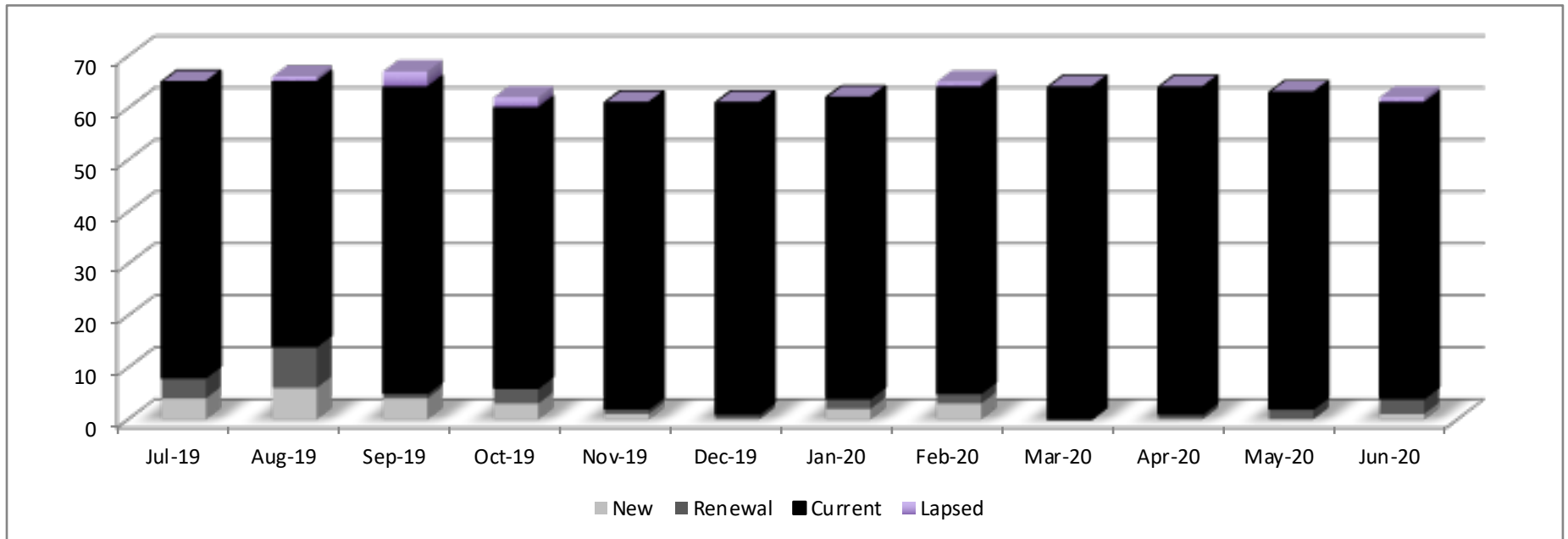
	Jul-20	Aug-20	Sep-20	Oct-20	Nov-20	Dec-20	Jan-21	Feb-21	Mar-21	Apr-21	May-21	Jun-21	Total
New	1	1	0	0	0	1	0	0	1	0	0	0	4
Lapsed	0	1	1	0	0	0	0	0	2	0	0	1	5
Renewal	0	7	1	4	1	1	2	2	1	1	1	2	23
Current	59	48	45	38	37	36	36	34	31	34	34	32	
Total	60	57	47	42	38	38	38	36	35	35	35	35	
Gain/Loss	-2	-3	-10	-5	-4	0	0	-2	-1	0	0	0	-27
% Change	-3.23%	-5.00%	-17.54%	-10.64%	-9.52%	0.00%	0.00%	-5.26%	-2.78%	0.00%	0.00%	0.00%	-43.55%
Non-renew	3	5	11	5	4	1	0	2	4	0	0	1	36
	YTD # of Student Members Non-Renewals												8
	YTD % of Renewals (w/o Student Non-Renewals)												51.85%

Growth or Retention: Bronze: 1% or 65%; Silver: 2% or 70%; Gold: 3% or 75%; and Diamond: 10% or 80%

MID-State Reading Council

Yearlong Trend of Total Membership

July 2019 to June 2020



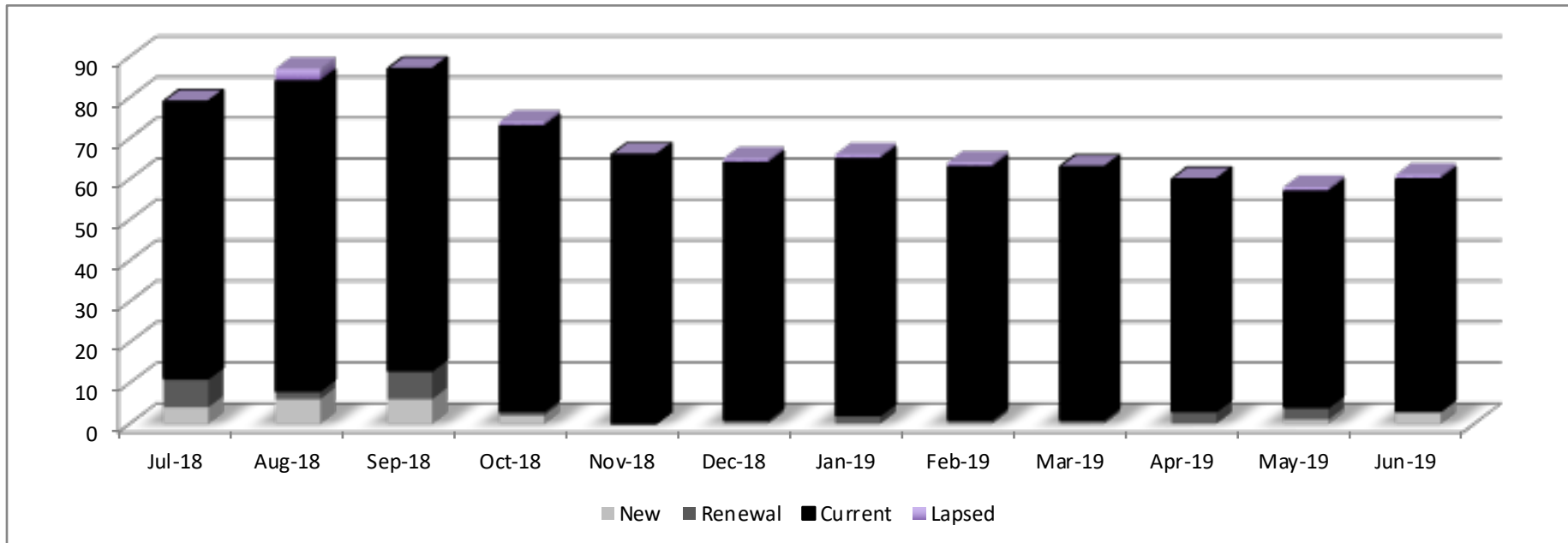
	<i>Jul-19</i>	<i>Aug-19</i>	<i>Sep-19</i>	<i>Oct-19</i>	<i>Nov-19</i>	<i>Dec-19</i>	<i>Jan-20</i>	<i>Feb-20</i>	<i>Mar-20</i>	<i>Apr-20</i>	<i>May-20</i>	<i>Jun-20</i>	<i>Total</i>
New	4	6	4	3	1	0	2	3	0	0	0	1	24
Lapsed	0	1	3	2	0	0	0	1	0	0	0	1	8
Renewal	4	8	1	3	1	1	2	2	0	1	2	3	28
Current	57	51	59	54	59	60	58	59	64	63	61	57	
Total	65	66	67	62	61	61	62	65	64	64	63	62	
Gain/Loss	4	1	1	-5	-1	0	1	3	-1	0	-1	-1	1
% Change	6.56%	1.54%	1.52%	-7.46%	-1.61%	0.00%	1.64%	4.84%	-1.54%	0.00%	-1.56%	-1.59%	1.64%
Non-renew	0	6	6	10	2	0	1	1	1	0	1	3	31
	YTD # of Student Members Non-Renewals												5
	YTD % of Renewals (w/o Student Non-Renewals)												64.29%

Growth or Retention: Bronze: 1% or 65%; Silver: 2% or 70%; Gold: 3% or 75%; and Diamond: 10% or 80%

MID-State Reading Council

Yearlong Trend of Total Membership

July 2018 to June 2019

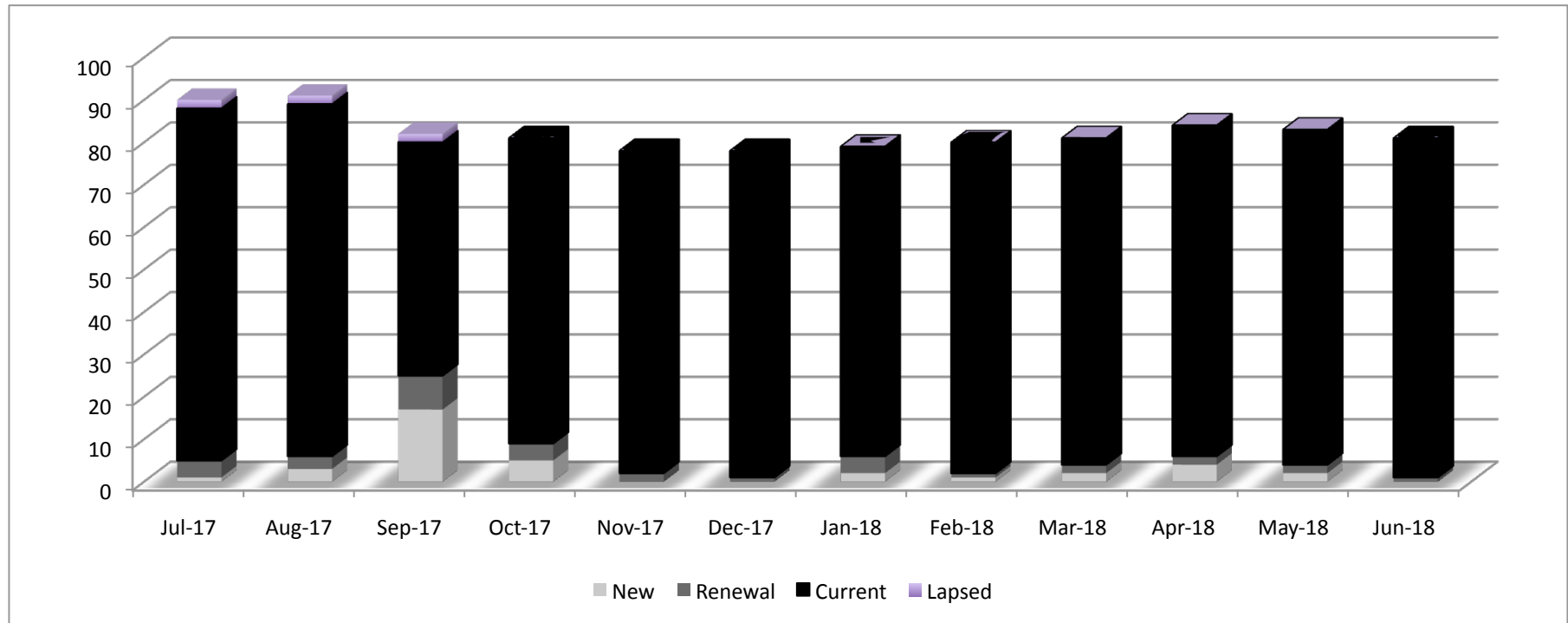


	<i>Jul-18</i>	<i>Aug-18</i>	<i>Sep-18</i>	<i>Oct-18</i>	<i>Nov-18</i>	<i>Dec-18</i>	<i>Jan-19</i>	<i>Feb-19</i>	<i>Mar-19</i>	<i>Apr-19</i>	<i>May-19</i>	<i>Jun-19</i>	<i>Total</i>
<i>New</i>	4	6	6	2	0	0	0	0	0	0	1	3	22
<i>Lapsed</i>	0	3	0	1	0	1	1	1	0	0	1	1	9
<i>Renewal</i>	7	2	7	1	0	1	2	1	1	3	3	0	28
<i>Current</i>	68	76	74	70	66	63	63	62	62	57	53	57	
<i>Total</i>	79	87	87	74	66	65	66	64	63	60	58	61	
<i>Gain/Loss</i>	-2	8	0	-13	-8	-1	1	-2	-1	-3	-2	3	-20
<i>% Change</i>	-2.47%	10.13%	0.00%	-14.94%	-10.81%	-1.52%	1.54%	-3.03%	-1.56%	-4.76%	-3.33%	5.17%	-24.69%
<i>Non-renew</i>	6	1	5	16	8	2	0	3	1	3	4	1	50
	<i>YTD # of Student Members Non-Renewals</i>												4
	<i>YTD % of Renewals (w/o Student Non-Renewals)</i>												48.05%

Growth or Retention: Bronze: 1% or 65%; Silver: 2% or 70%; Gold: 3% or 75%; and Diamond: 10% or 80%

MID-State Reading Council

Yearlong Trend of Total Membership July 2017 to June 2018

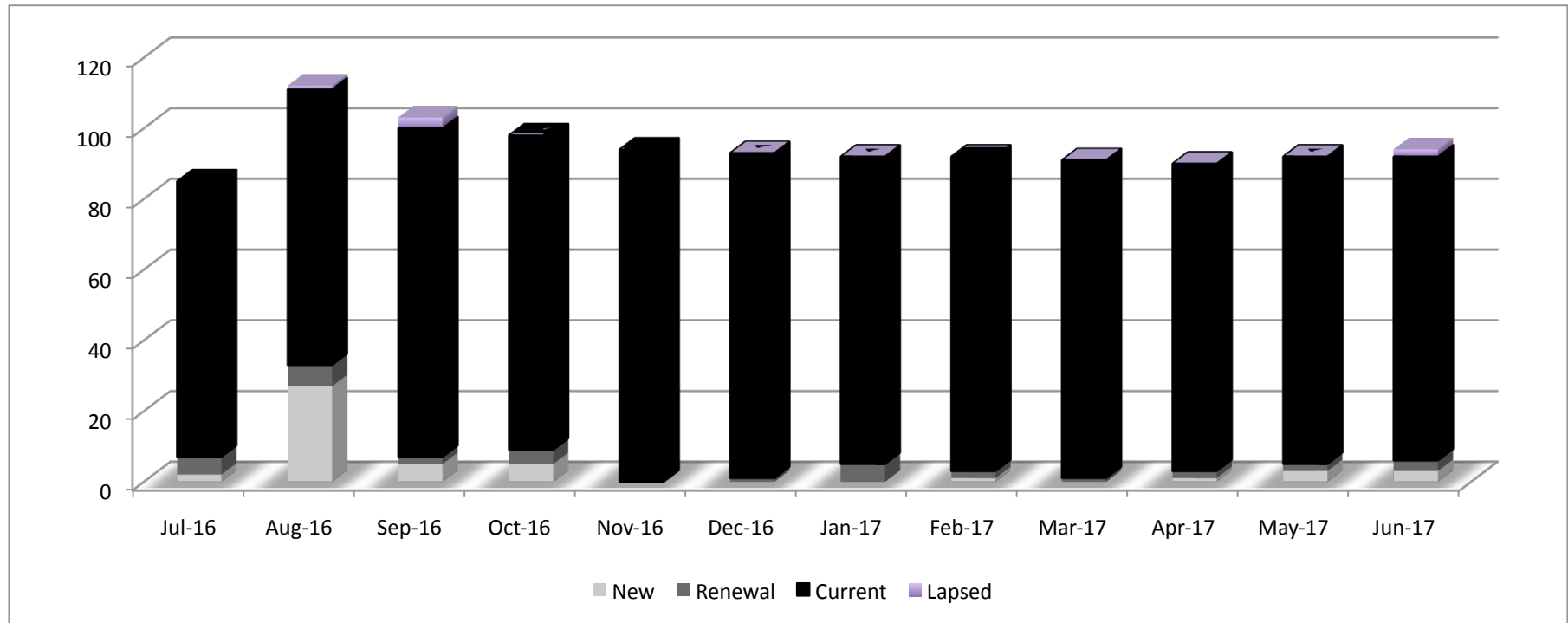


	<i>Jul-17</i>	<i>Aug-17</i>	<i>Sep-17</i>	<i>Oct-17</i>	<i>Nov-17</i>	<i>Dec-17</i>	<i>Jan-18</i>	<i>Feb-18</i>	<i>Mar-18</i>	<i>Apr-18</i>	<i>May-18</i>	<i>Jun-18</i>	<i>Total</i>
New	1	3	17	5	0	0	2	1	2	4	2	0	37
Lapsed	2	2	2	0	0	0	0	0	0	0	0	0	6
Renewal	4	3	8	4	2	1	4	1	2	2	2	1	34
Current	83	83	55	72	76	77	73	78	77	78	79	80	
Total	90	91	82	81	78	78	79	80	81	84	83	81	
Gain/Loss	-4	1	-9	-1	-3	0	1	1	1	3	-1	-2	-13
% Change	-4.26%	1.11%	-9.89%	-1.22%	-3.70%	0.00%	1.28%	1.27%	1.25%	3.70%	-1.19%	-2.41%	-13.83%
Non-renew	7	4	28	6	3	0	1	0	1	1	3	2	56
	YTD # of Student Members Non-Renewals												24
	YTD % of Renewals (w/o Student Non-Renewals)												57.14%

Growth or Retention: Bronze: 1% or 65%; Silver: 2% or 70%; Gold: 3% or 75%; and Diamond: 10% or 80%

MID-State Reading Council

Yearlong Trend of Total Membership July 2016 to June 2017

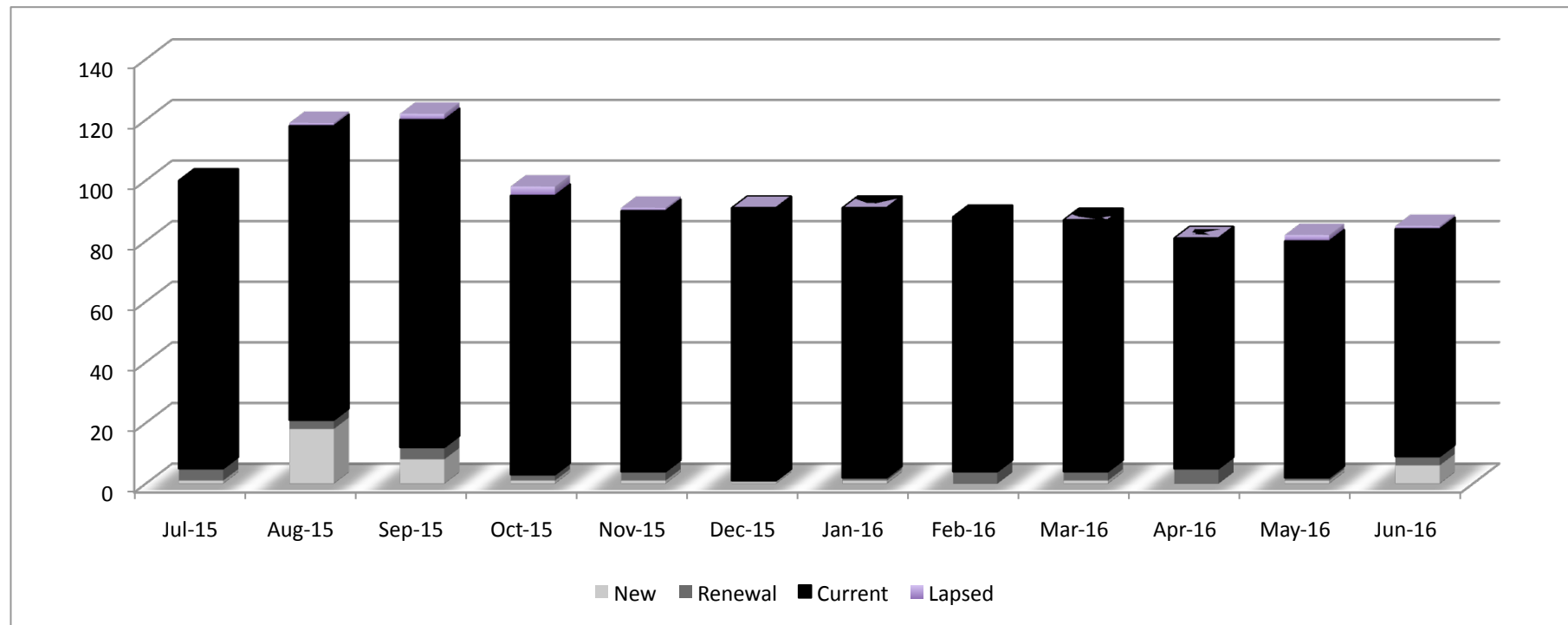


	<i>Jul-16</i>	<i>Aug-16</i>	<i>Sep-16</i>	<i>Oct-16</i>	<i>Nov-16</i>	<i>Dec-16</i>	<i>Jan-17</i>	<i>Feb-17</i>	<i>Mar-17</i>	<i>Apr-17</i>	<i>May-17</i>	<i>Jun-17</i>	<i>Total</i>
<i>New</i>	2	27	5	5	0	0	0	1	0	1	3	3	47
<i>Lapsed</i>	0	1	3	0	0	0	0	0	0	0	0	2	6
<i>Renewal</i>	5	6	2	4	0	1	5	2	1	2	2	3	33
<i>Current</i>	78	78	93	89	94	92	87	89	90	87	87	86	
<i>Total</i>	85	112	103	98	94	93	92	92	91	90	92	94	
<i>Gain/Loss</i>	0	27	-9	-5	-4	-1	-1	0	-1	-1	2	2	9
<i>% Change</i>	0.00%	31.76%	-8.04%	-4.85%	-4.08%	-1.06%	-1.08%	0.00%	-1.09%	-1.10%	2.22%	2.17%	10.59%
<i>Non-renew</i>	2	1	17	10	4	1	1	1	1	2	1	3	44
	<i>YTD # of Student Members Non-Renewals</i>												19
	<i>YTD % of Renewals (w/o Student Non-Renewals)</i>												43.94%

Growth or Retention: Bronze \$50: 1% or 65%; Silver \$75: 2% or 70%; Gold \$100: 3% or 75%; and Diamond \$200: 10% or 80%

MID-State Reading Council

Yearlong Trend of Total Membership July 2015 to June 2016

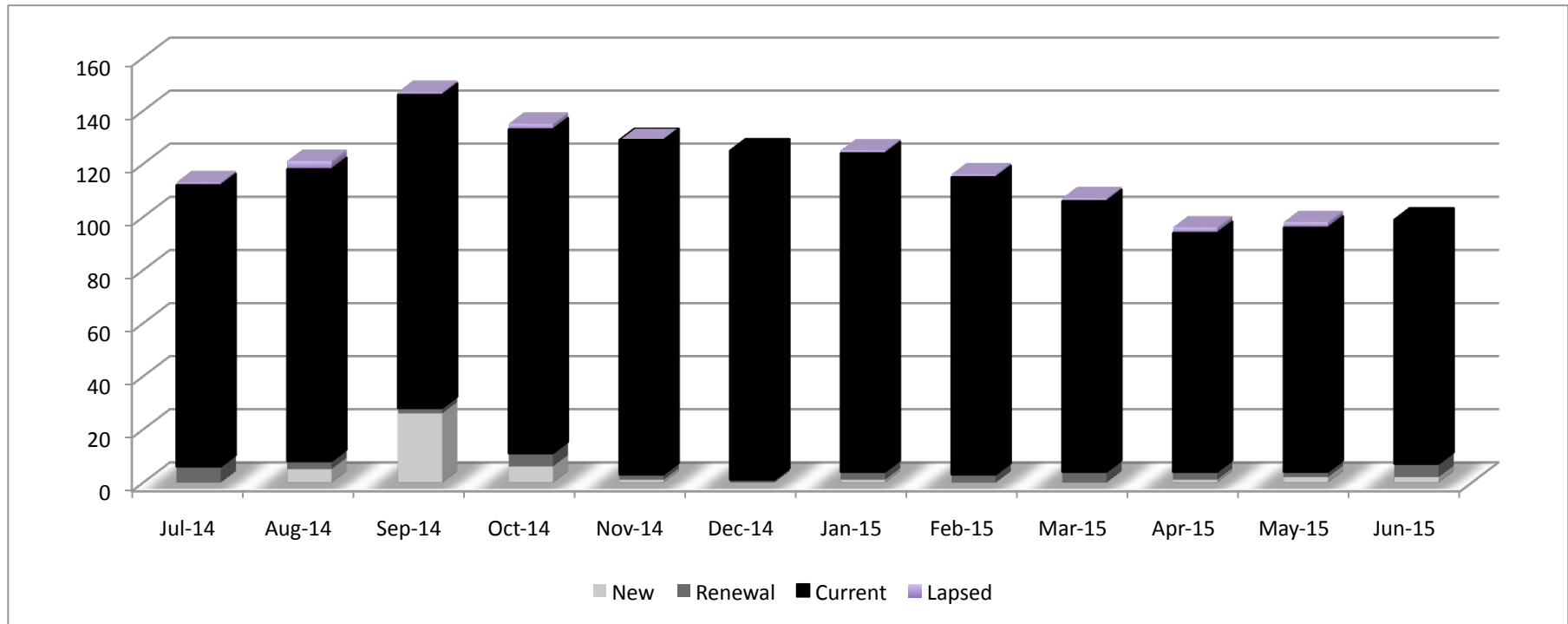


	<i>Jul-15</i>	<i>Aug-15</i>	<i>Sep-15</i>	<i>Oct-15</i>	<i>Nov-15</i>	<i>Dec-15</i>	<i>Jan-16</i>	<i>Feb-16</i>	<i>Mar-16</i>	<i>Apr-16</i>	<i>May-16</i>	<i>Jun-16</i>	<i>Total</i>
<i>New</i>	1	18	8	1	1	1	1	0	1	0	1	6	39
<i>Lapsed</i>	0	1	2	3	1	0	0	0	0	0	2	1	10
<i>Renewal</i>	4	3	4	2	3	0	1	4	3	5	1	3	33
<i>Current</i>	95	97	108	92	86	90	89	84	83	76	78	75	
<i>Total</i>	100	119	122	98	91	91	91	88	87	81	82	85	
<i>Gain/Loss</i>	1	19	3	-24	-7	0	0	-3	-1	-6	1	3	-14
<i>% Change</i>	1.01%	19.00%	2.52%	-19.67%	-7.14%	0.00%	0.00%	-3.30%	-1.14%	-6.90%	1.23%	3.66%	-14.14%
<i>Non-renew</i>	0	0	7	28	9	1	1	3	2	6	2	4	63
													YTD # of Student Members Non-Renewals
													22
													YTD % of Renewals (w/o Student Non-Renewals)
													55.84%

Growth or Retention: Bronze \$50: 1% or 65%; Silver \$75: 2% or 70%; Gold \$100: 3% or 75%; and Diamond \$200: 10% or 80%

MID-State Reading Council

Yearlong Trend of Total Membership July 2014 to June 2015

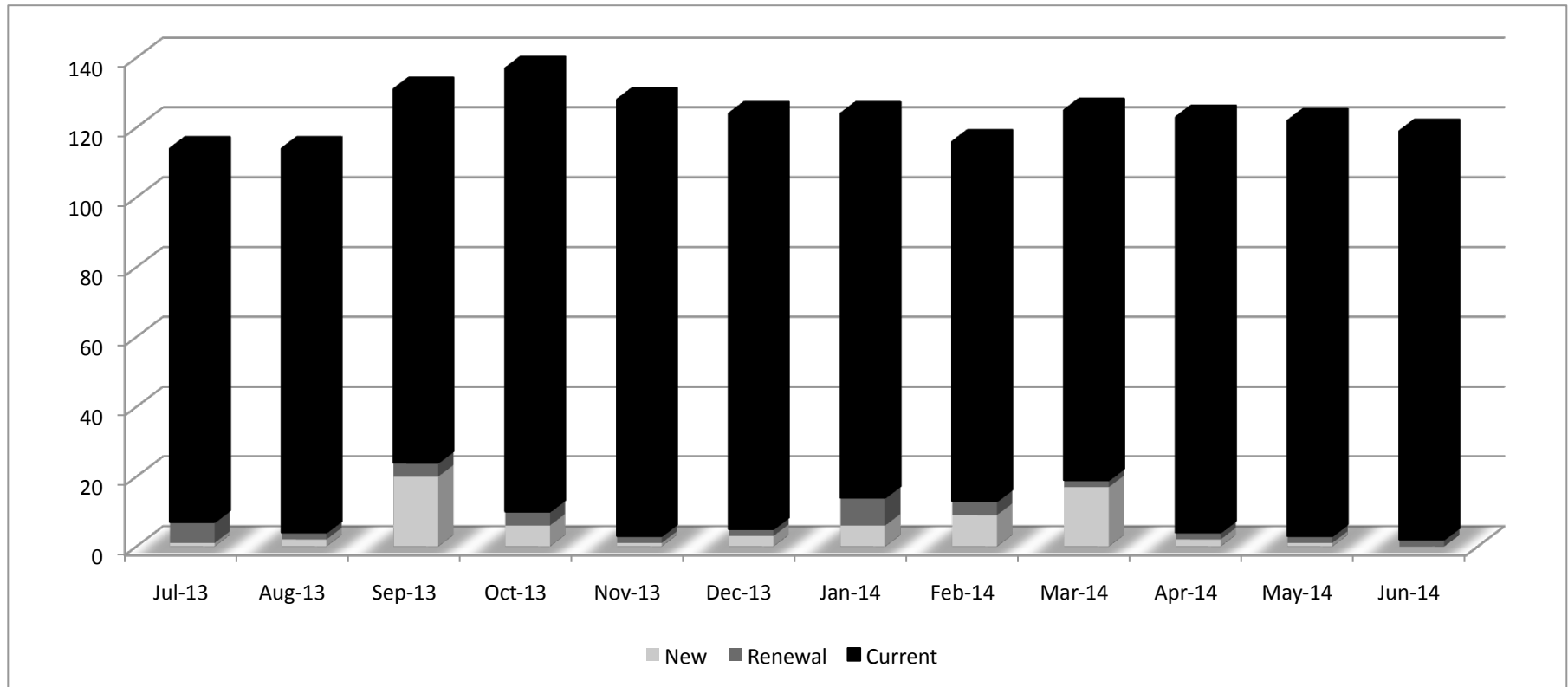


	<i>Jul-14</i>	<i>Aug-14</i>	<i>Sep-14</i>	<i>Oct-14</i>	<i>Nov-14</i>	<i>Dec-14</i>	<i>Jan-15</i>	<i>Feb-15</i>	<i>Mar-15</i>	<i>Apr-15</i>	<i>May-15</i>	<i>Jun-15</i>	<i>Total</i>
New	0	5	26	6	1	0	1	0	0	1	2	2	44
Lapsed	1	3	1	2	0	0	1	1	1	2	2	0	14
Renewal	6	3	2	5	2	1	3	3	4	3	2	5	39
Current	106	110	118	122	126	124	120	112	102	90	92	92	
Total	113	121	147	135	129	125	125	116	107	96	98	99	
Gain/Loss	-6	8	26	-12	-6	-4	0	-9	-9	-11	2	1	-20
% Change	-5.04%	7.08%	21.49%	-8.16%	-4.44%	-3.10%	0.00%	-7.20%	-7.76%	-10.28%	2.08%	1.02%	-16.81%
Non-renew	7	0	1	20	7	4	2	10	10	14	2	1	78
	YTD # of Student Members Non-Renewals												24
	YTD % of Renewals (w/o Student Non-Renewals)												55.79%

Growth or Retention: Bronze \$50: 1% or 65%; Silver \$75: 2% or 70%; Gold \$100: 3% or 75%; and Diamond \$200: 10% or 80%

MID-State Reading Council

Yearlong Trend of Total Membership July 2013 to June 2014

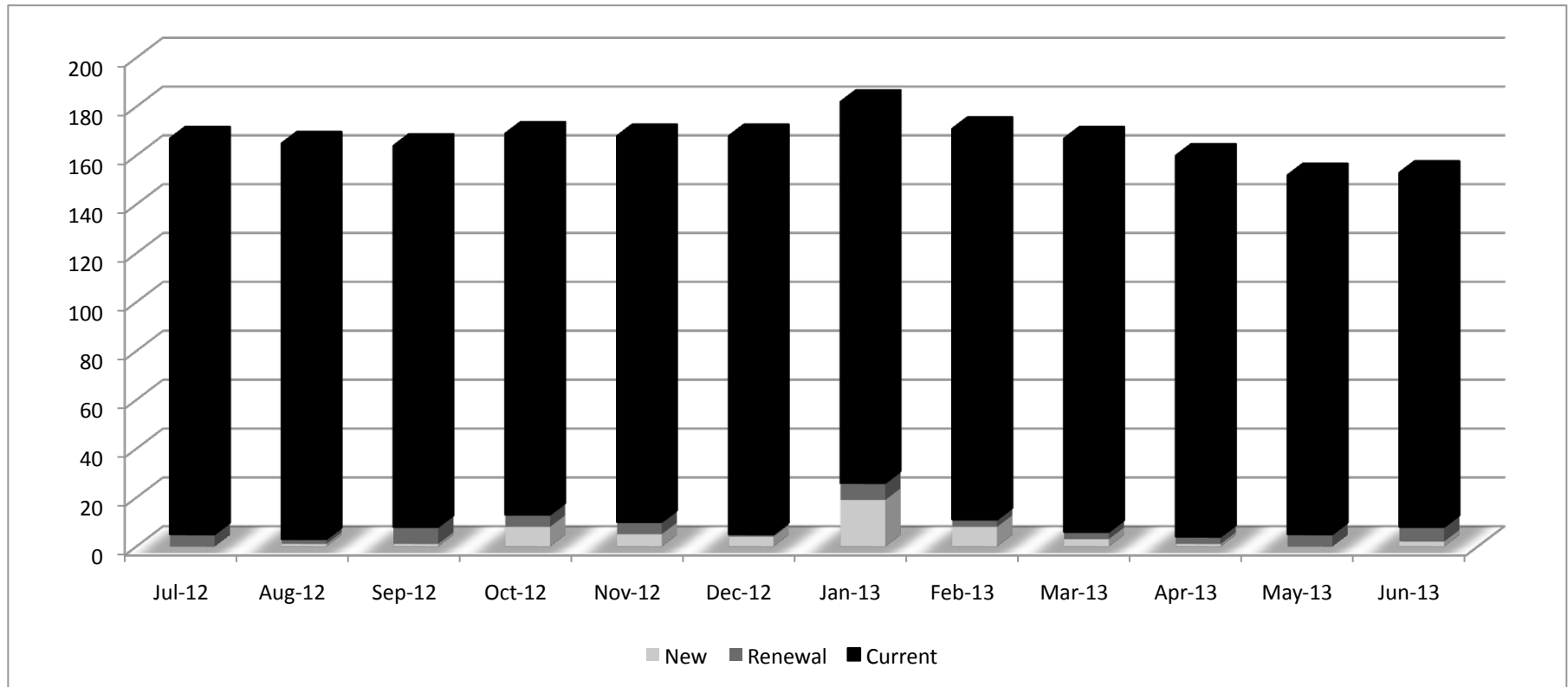


	<i>Jul-13</i>	<i>Aug-13</i>	<i>Sep-13</i>	<i>Oct-13</i>	<i>Nov-13</i>	<i>Dec-13</i>	<i>Jan-14</i>	<i>Feb-14</i>	<i>Mar-14</i>	<i>Apr-14</i>	<i>May-14</i>	<i>Jun-14</i>	<i>Total</i>
<i>New</i>	1	2	20	6	1	3	6	9	17	2	1	0	68
<i>Renewal</i>	6	2	4	4	2	2	8	4	2	2	2	2	40
<i>Current</i>	107	110	107	127	125	119	110	103	106	119	119	117	
<i>Total</i>	114	114	131	137	128	124	124	116	125	123	122	119	
<i>Gain/Loss</i>	-39	0	17	6	-9	-4	0	-8	9	-2	-1	-3	-34
<i>% Change</i>	-25.49%	0.00%	14.91%	4.58%	-6.57%	-3.13%	0.00%	-6.45%	7.76%	-1.60%	-0.81%	-2.46%	-22.22%
<i>Non-renew</i>	40	2	3	0	10	7	6	17	8	4	2	3	102

Membership Growth: 1% Bronze = \$50, 2% Silver = \$75, 3% Gold = \$100, and 10% Diamond = \$200

MID-State Reading Council

Yearlong Trend of Total Membership July 2012 to June 2013

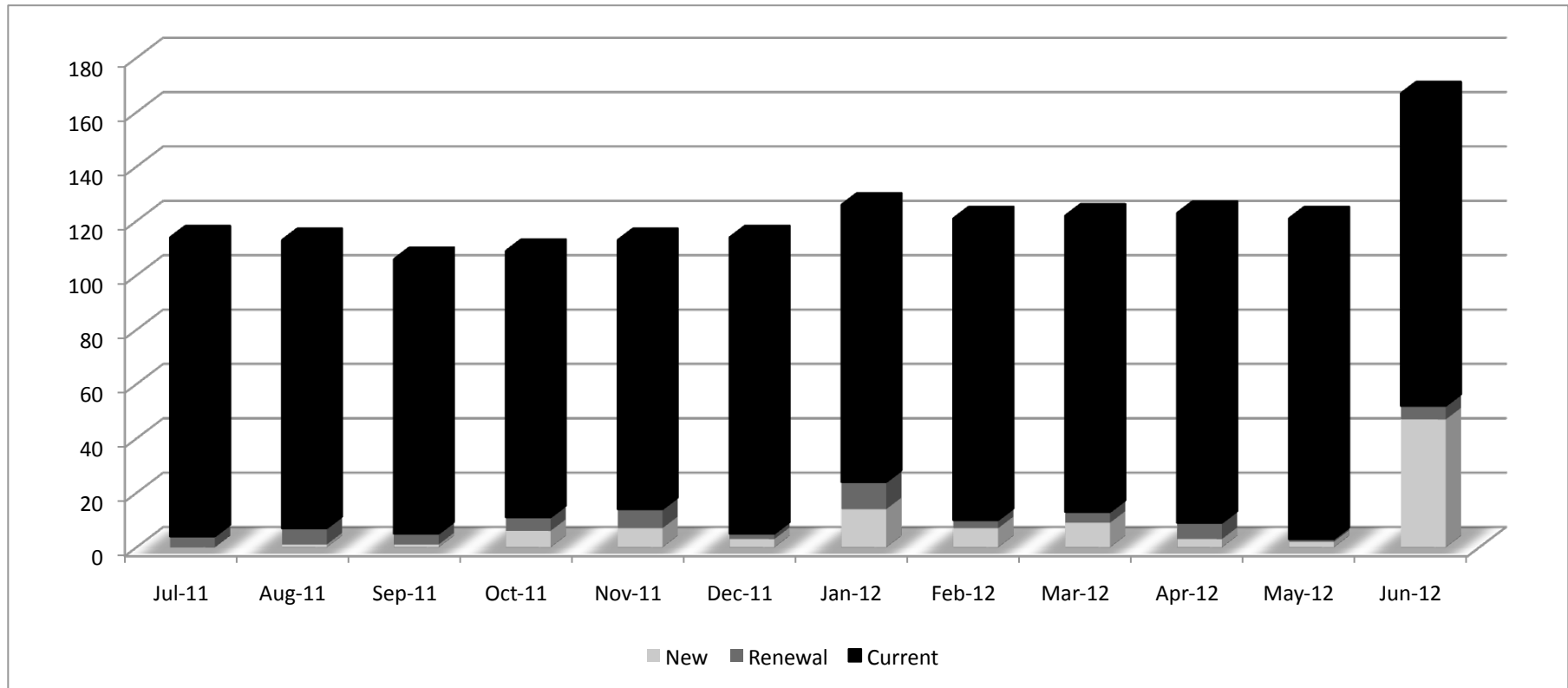


	<i>Jul-12</i>	<i>Aug-12</i>	<i>Sep-12</i>	<i>Oct-12</i>	<i>Nov-12</i>	<i>Dec-12</i>	<i>Jan-13</i>	<i>Feb-13</i>	<i>Mar-13</i>	<i>Apr-13</i>	<i>May-13</i>	<i>Jun-13</i>	<i>Total</i>
New	0	1	1	8	5	4	19	8	3	1	0	2	52
Renewal	5	2	7	5	5	1	7	3	3	3	5	6	52
Current	162	162	156	156	158	163	156	160	161	156	147	145	
Total	167	165	164	169	168	168	182	171	167	160	152	153	
Gain/Loss	0	-2	-1	5	-1	0	14	-11	-4	-7	-8	1	-14
% Change	0.00%	-1.20%	-0.61%	3.05%	-0.59%	0.00%	8.33%	-6.04%	-2.34%	-4.19%	-5.00%	0.66%	-8.38%
Non-renew	0	3	2	3	6	4	5	19	7	8	8	1	66

Membership Growth: 1% Bronze = \$50, 2% Silver = \$75, 3% Gold = \$100, and 10% Diamond = \$200

MID-State Reading Council

Yearlong Trend of Total Membership July 2011 to June 2012

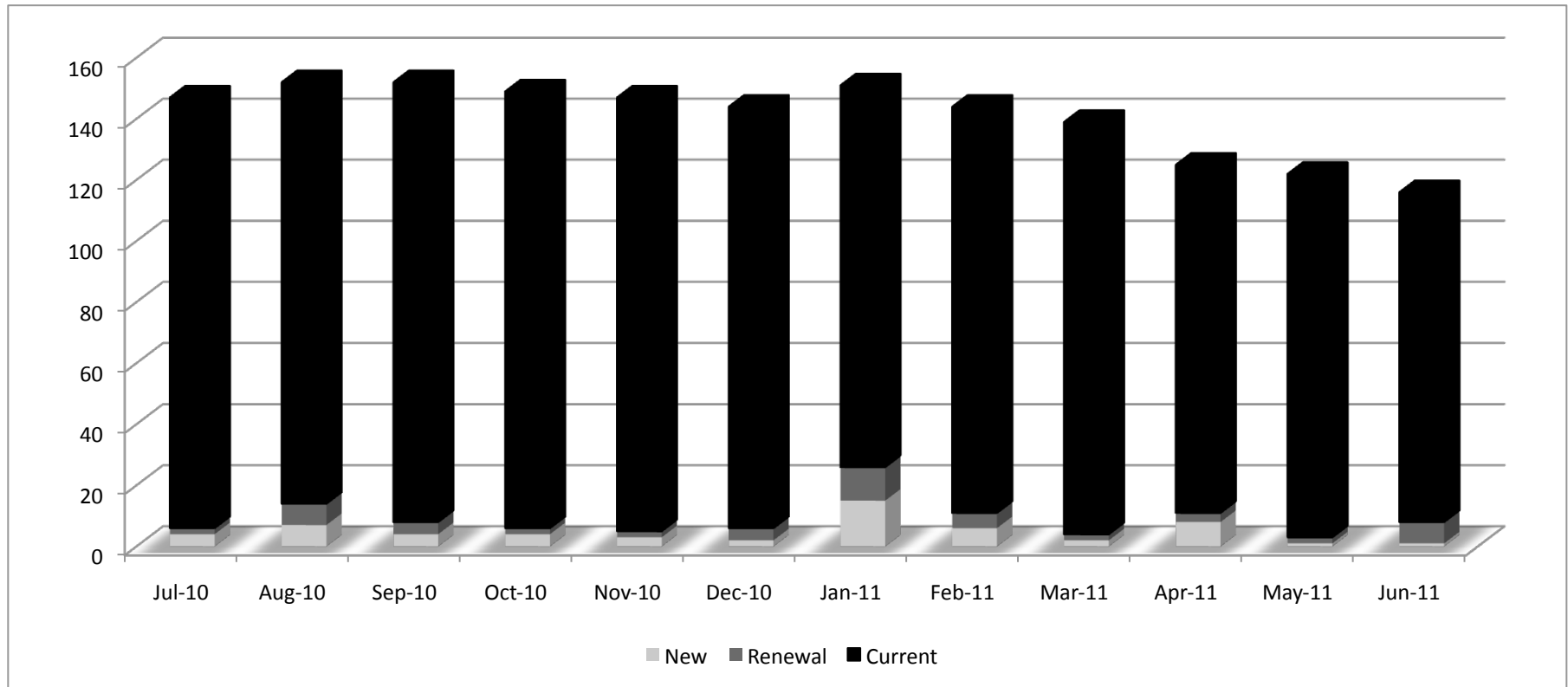


	<i>Jul-11</i>	<i>Aug-11</i>	<i>Sep-11</i>	<i>Oct-11</i>	<i>Nov-11</i>	<i>Dec-11</i>	<i>Jan-12</i>	<i>Feb-12</i>	<i>Mar-12</i>	<i>Apr-12</i>	<i>May-12</i>	<i>Jun-12</i>	<i>Total</i>
New	0	1	1	6	7	3	14	7	9	3	2	47	100
Renewal	4	6	4	5	7	2	10	3	4	6	1	5	57
Current	110	106	101	98	99	109	102	111	109	114	118	115	
Total	114	113	106	109	113	114	126	121	122	123	121	167	
Gain/Loss	-2	-1	-7	3	4	1	12	-5	1	1	-2	46	51
% Change	-1.72%	-0.88%	-6.19%	2.83%	3.67%	0.88%	10.53%	-3.97%	0.83%	0.82%	-1.63%	38.02%	43.97%
Non-renew	2	2	8	3	3	2	2	12	8	2	4	1	49

Membership Growth: 1% Bronze = \$50, 2% Silver = \$75, 3% Gold = \$100, and 10% Diamond = \$200

MID-State Reading Council

Yearlong Trend of Total Membership July 2010 to June 2011



	<i>Jul-10</i>	<i>Aug-10</i>	<i>Sep-10</i>	<i>Oct-10</i>	<i>Nov-10</i>	<i>Dec-10</i>	<i>Jan-11</i>	<i>Feb-11</i>	<i>Mar-11</i>	<i>Apr-11</i>	<i>May-11</i>	<i>Jun-11</i>	<i>Total</i>
<i>New</i>	4	7	4	4	3	2	15	6	2	8	1	1	57
<i>Renewal</i>	2	7	4	2	2	4	11	5	2	3	2	7	51
<i>Current</i>	141	138	144	143	142	138	125	133	135	114	119	108	
Total	147	152	152	149	147	144	151	144	139	125	122	116	
<i>Gain/Loss</i>	4	5	0	-3	-2	-3	7	-7	-5	-14	-3	-6	-27
<i>% Change</i>	2.80%	3.40%	0.00%	-1.97%	-1.34%	-2.04%	4.86%	-4.64%	-3.47%	-10.07%	-2.40%	-4.92%	-18.88%
<i>Non-renew</i>	0	2	4	7	5	5	8	13	7	22	4	7	84