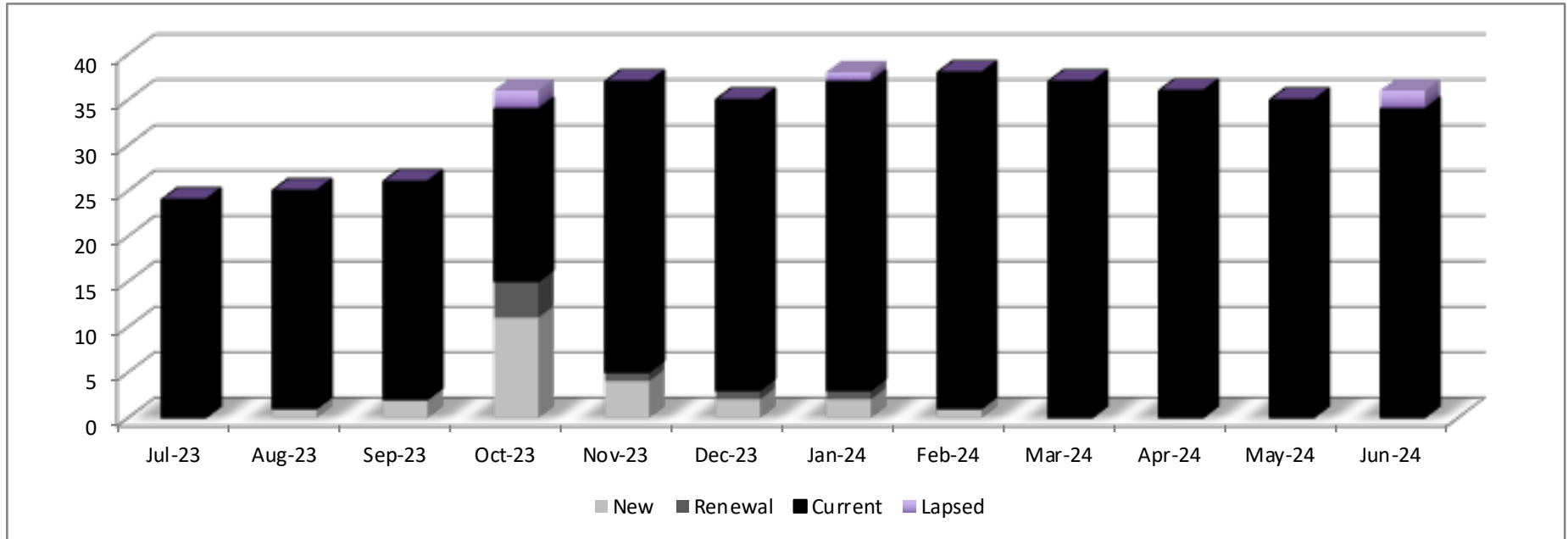


Macon County Reading Council

Yearlong Trend of Total Membership

July 2023 to June 2024



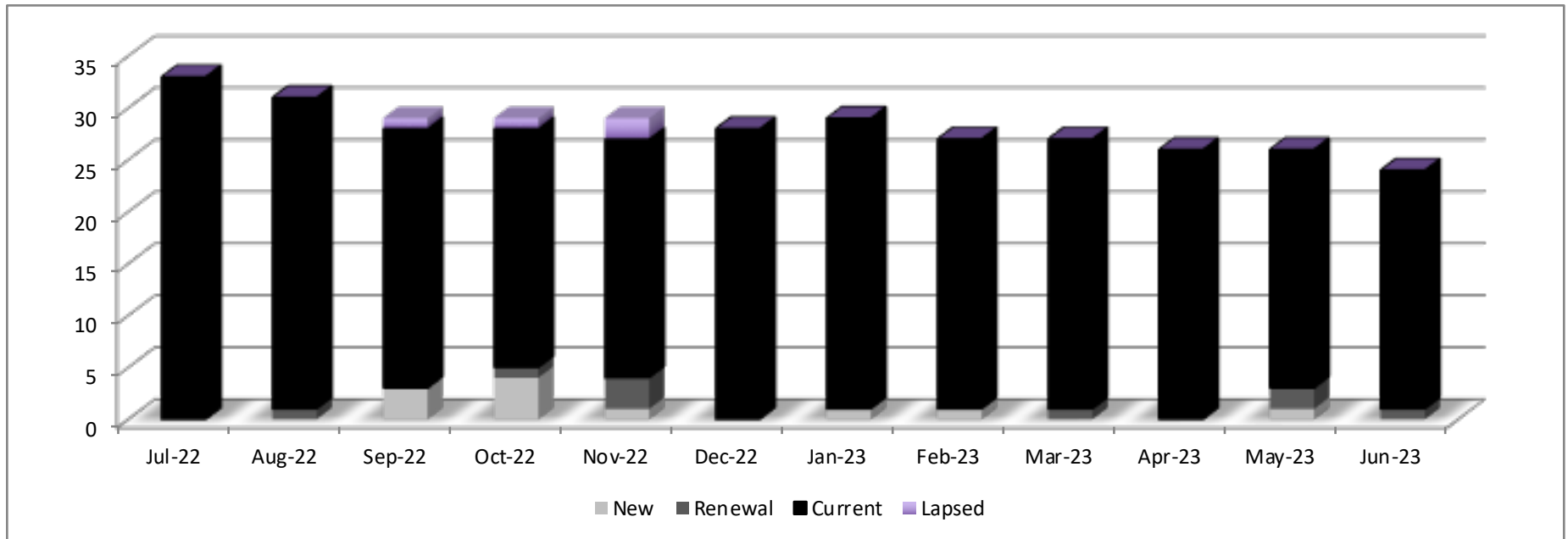
	<i>Jul-23</i>	<i>Aug-23</i>	<i>Sep-23</i>	<i>Oct-23</i>	<i>Nov-23</i>	<i>Dec-23</i>	<i>Jan-24</i>	<i>Feb-24</i>	<i>Mar-24</i>	<i>Apr-24</i>	<i>May-24</i>	<i>Jun-24</i>	<i>Total</i>
<i>New</i>	0	1	2	11	4	2	2	1	0	0	0	0	23
<i>Lapsed</i>	0	0	0	2	0	0	1	0	0	0	0	2	5
<i>Renewal</i>	0	0	0	4	1	1	1	0	0	0	0	0	7
<i>Current</i>	24	24	24	19	32	32	34	37	37	36	35	34	
<i>Total</i>	24	25	26	36	37	35	38	38	37	36	35	36	
<i>Gain/Loss</i>	0	1	1	10	1	-2	3	0	-1	-1	-1	1	12
<i>% Change</i>	0.00%	4.17%	4.00%	38.46%	2.78%	-5.41%	8.57%	0.00%	-2.63%	-2.70%	-2.78%	2.86%	50.00%
<i>Non-Renew</i>	0	0	1	3	3	4	0	1	1	1	1	1	16
<i>Student NR</i>	0	0	0	0	1	0	0	0	0	0	0	0	1
	<i>YTD % of Renewals (w/o Student Non-Renewals)</i>												52.17%

Growth or Retention: Bronze: 1% or 65%; Silver: 2% or 70%; Gold: 3% or 75%; and Diamond: 10% or 80%

Macon County Reading Council

Yearlong Trend of Total Membership

July 2022 to June 2023



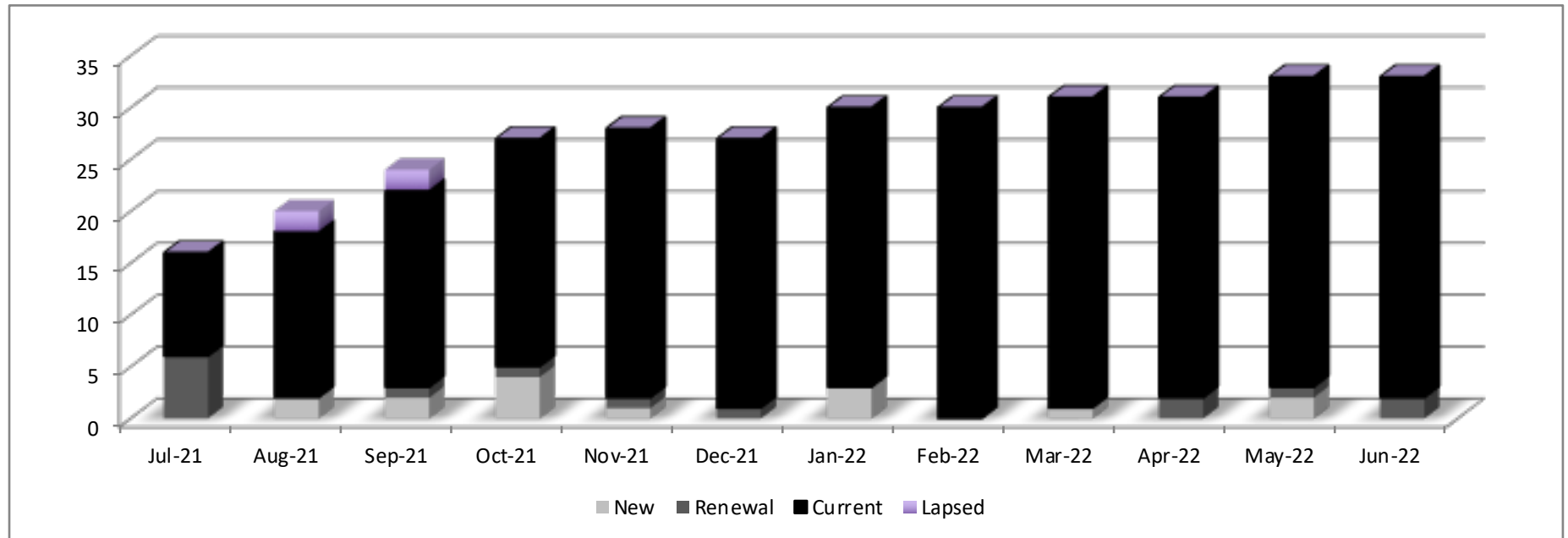
	Jul-22	Aug-22	Sep-22	Oct-22	Nov-22	Dec-22	Jan-23	Feb-23	Mar-23	Apr-23	May-23	Jun-23	Total
New	0	0	3	4	1	0	1	1	0	0	1	0	11
Lapsed	0	0	1	1	2	0	0	0	0	0	0	0	4
Renewal	0	1	0	1	3	0	0	0	1	0	2	1	9
Current	33	30	25	23	23	28	28	26	26	26	23	23	
Total	33	31	29	29	29	28	29	27	27	26	26	24	
Gain/Loss	0	-2	-2	0	0	-1	1	-2	0	-1	0	-2	-9
% Change	0.00%	-6.06%	-6.45%	0.00%	0.00%	-3.45%	3.57%	-6.90%	0.00%	-3.70%	0.00%	-7.69%	-27.27%
Non-renew	0	2	6	5	3	1	0	3	0	1	1	2	24
	YTD # of Student Members Non-Renewals												0
	YTD % of Renewals (w/o Student Non-Renewals)												39.39%

Growth or Retention: Bronze: 1% or 65%; Silver: 2% or 70%; Gold: 3% or 75%; and Diamond: 10% or 80%

Macon County Reading Council

Yearlong Trend of Total Membership

July 2021 to June 2022



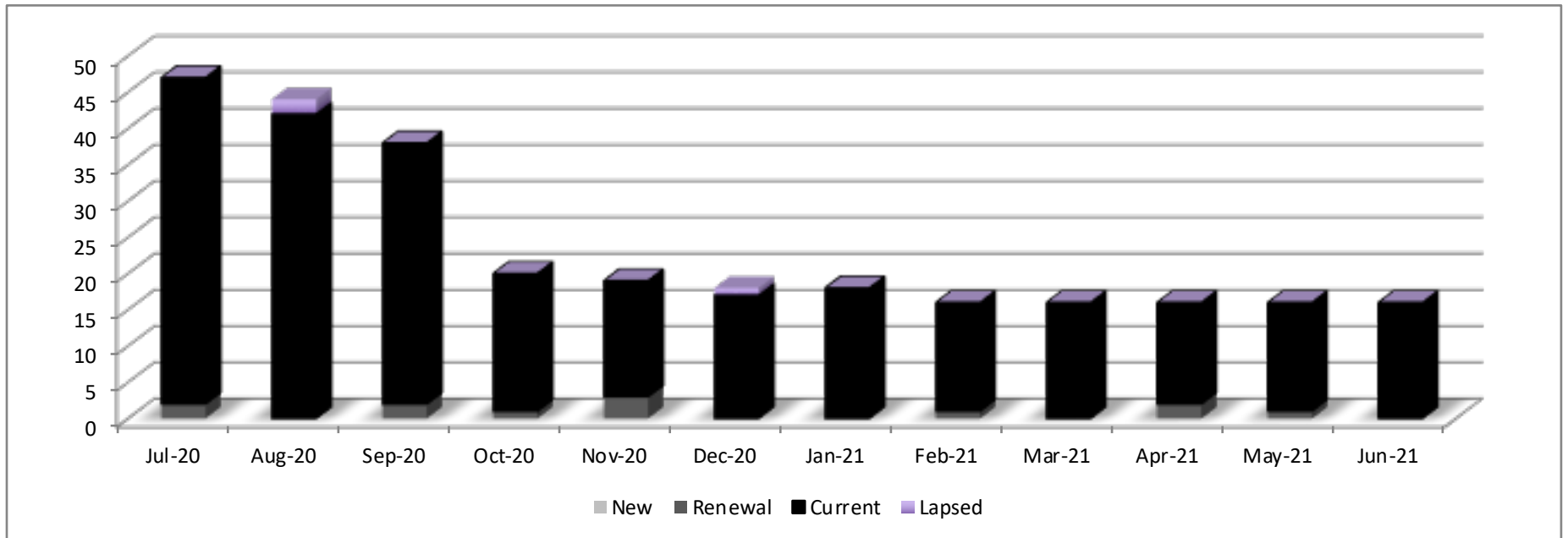
	Jul-21	Aug-21	Sep-21	Oct-21	Nov-21	Dec-21	Jan-22	Feb-22	Mar-22	Apr-22	May-22	Jun-22	Total
New	0	2	2	4	1	0	3	0	1	0	2	0	15
Lapsed	0	2	2	0	0	0	0	0	0	0	0	0	4
Renewal	6	0	1	1	1	1	0	0	0	2	1	2	15
Current	10	16	19	22	26	26	27	30	30	29	30	31	
Total	16	20	24	27	28	27	30	30	31	31	33	33	
Gain/Loss	0	4	4	3	1	-1	3	0	1	0	2	0	17
% Change	0.00%	25.00%	20.00%	12.50%	3.70%	-3.57%	11.11%	0.00%	3.33%	0.00%	6.45%	0.00%	106.25%
Non-renew	0	0	0	1	0	1	0	0	0	0	0	0	2
	YTD # of Student Members Non-Renewals												0
	YTD % of Renewals (w/o Student Non-Renewals)												118.75%

Growth or Retention: Bronze: 1% or 65%; Silver: 2% or 70%; Gold: 3% or 75%; and Diamond: 10% or 80%

Macon County Reading Council

Yearlong Trend of Total Membership

July 2020 to June 2021



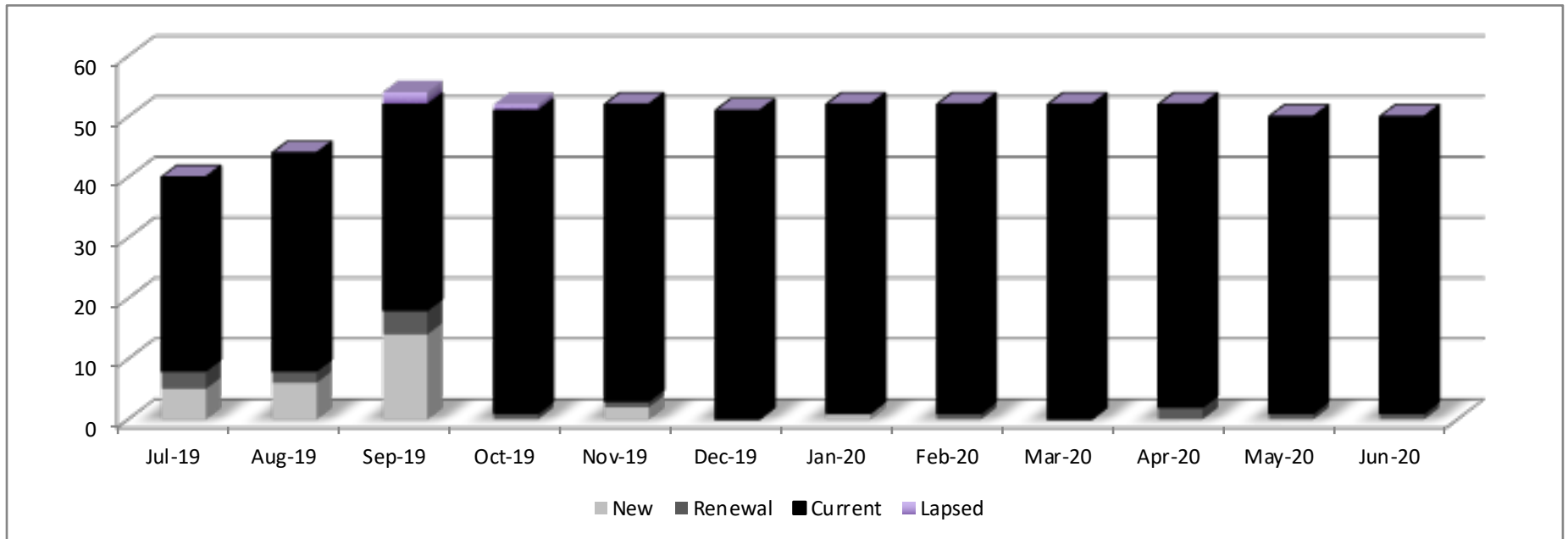
	Jul-20	Aug-20	Sep-20	Oct-20	Nov-20	Dec-20	Jan-21	Feb-21	Mar-21	Apr-21	May-21	Jun-21	Total
New	0	0	0	0	0	0	0	0	0	0	0	0	0
Lapsed	0	2	0	0	0	1	0	0	0	0	0	0	3
Renewal	2	0	2	1	3	0	0	1	0	2	1	0	12
Current	45	42	36	19	16	17	18	15	16	14	15	16	
Total	47	44	38	20	19	18	18	16	16	16	16	16	
Gain/Loss	-3	-3	-6	-18	-1	-1	0	-2	0	0	0	0	-34
% Change	-6.00%	-6.38%	-13.64%	-47.37%	-5.00%	-5.26%	0.00%	-11.11%	0.00%	0.00%	0.00%	0.00%	-68.00%
Non-renew	3	5	6	18	1	2	0	2	0	0	0	0	37
	YTD # of Student Members Non-Renewals												0
	YTD % of Renewals (w/o Student Non-Renewals)												30.00%

Growth or Retention: Bronze: 1% or 65%; Silver: 2% or 70%; Gold: 3% or 75%; and Diamond: 10% or 80%

Macon County Reading Council

Yearlong Trend of Total Membership

July 2019 to June 2020



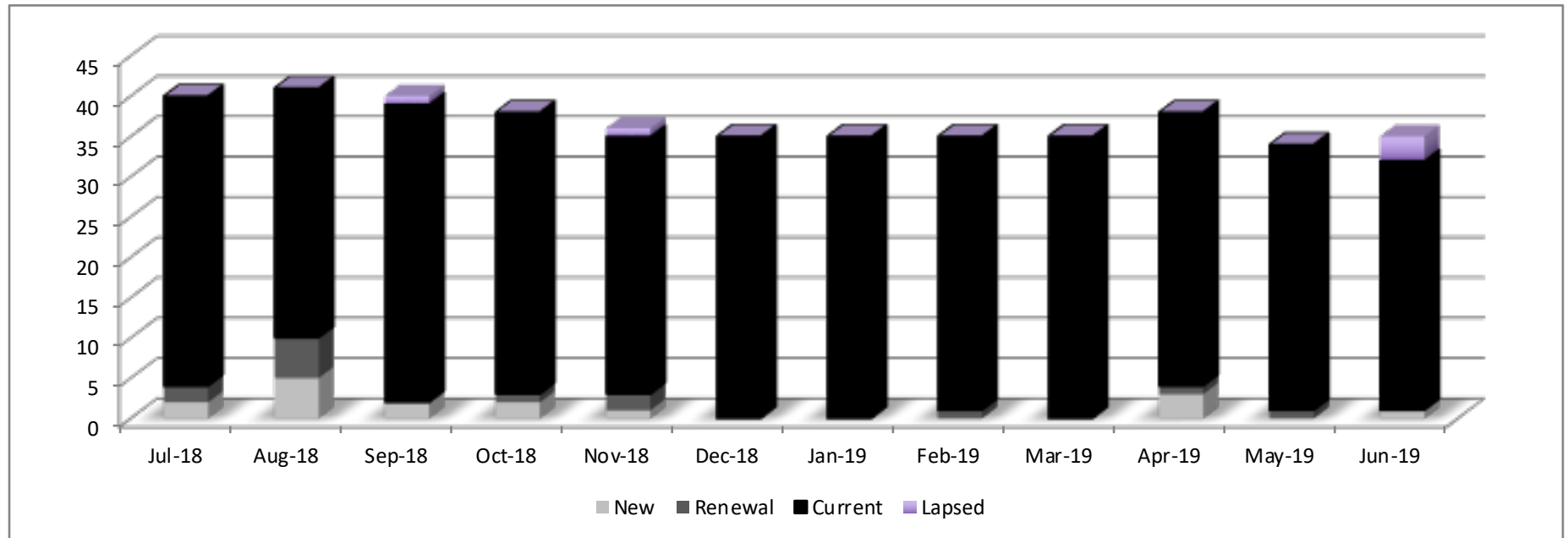
	Jul-19	Aug-19	Sep-19	Oct-19	Nov-19	Dec-19	Jan-20	Feb-20	Mar-20	Apr-20	May-20	Jun-20	Total
New	5	6	14	0	2	0	1	0	0	0	0	0	28
Lapsed	0	0	2	1	0	0	0	0	0	0	0	0	3
Renewal	3	2	4	1	1	0	0	1	0	2	1	1	16
Current	32	36	34	50	49	51	51	51	52	50	49	49	
Total	40	44	54	52	52	51	52	52	52	52	50	50	
Gain/Loss	5	4	10	-2	0	-1	1	0	0	0	-2	0	15
% Change	14.29%	10.00%	22.73%	-3.70%	0.00%	-1.92%	1.96%	0.00%	0.00%	0.00%	-3.85%	0.00%	42.86%
Non-renew	0	2	5	3	2	1	0	0	0	0	2	0	15
	YTD # of Student Members Non-Renewals												0
	YTD % of Renewals (w/o Student Non-Renewals)												54.29%

Growth or Retention: Bronze: 1% or 65%; Silver: 2% or 70%; Gold: 3% or 75%; and Diamond: 10% or 80%

Macon County Reading Council

Yearlong Trend of Total Membership

July 2018 to June 2019

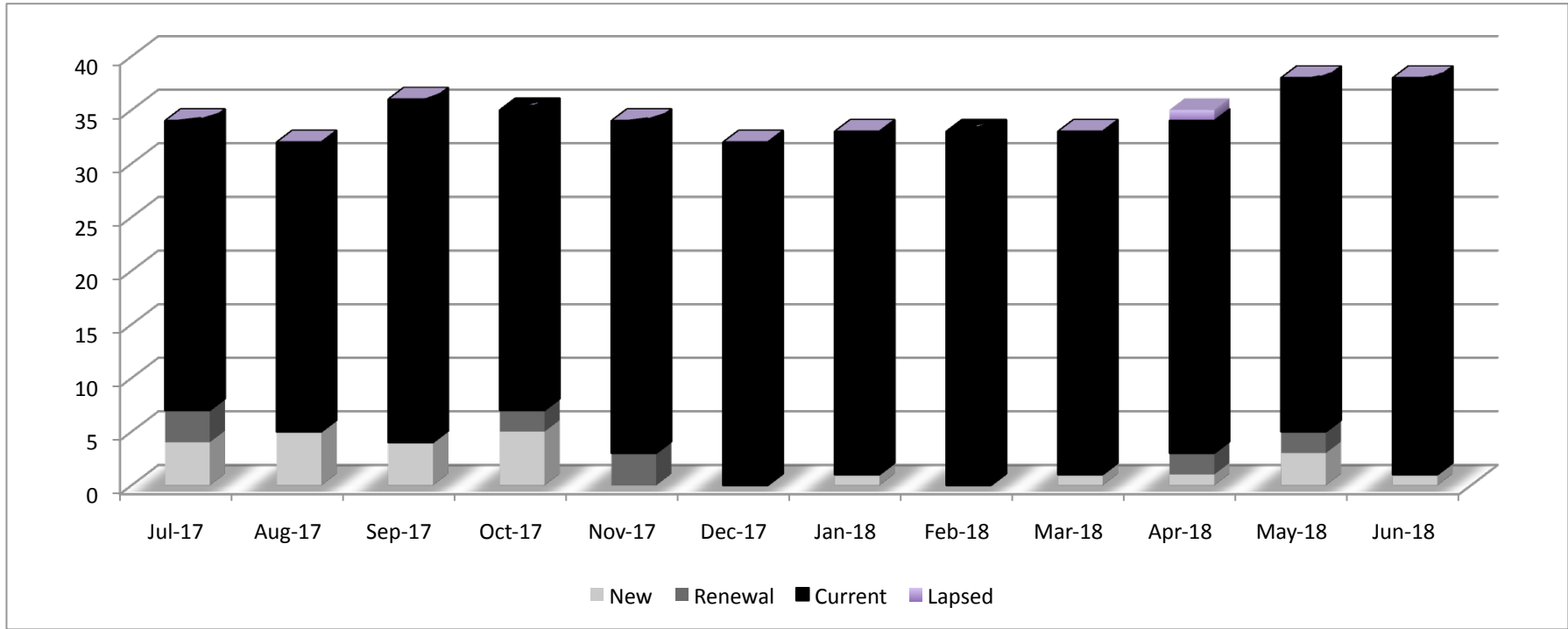


	Jul-18	Aug-18	Sep-18	Oct-18	Nov-18	Dec-18	Jan-19	Feb-19	Mar-19	Apr-19	May-19	Jun-19	Total
New	2	5	2	2	1	0	0	0	0	3	0	1	16
Lapsed	0	0	1	0	1	0	0	0	0	0	0	3	5
Renewal	2	5	0	1	2	0	0	1	0	1	1	0	13
Current	36	31	37	35	32	35	35	34	35	34	33	31	
Total	40	41	40	38	36	35	35	35	35	38	34	35	
Gain/Loss	2	1	-1	-2	-2	-1	0	0	0	3	-4	1	-3
% Change	5.26%	2.50%	-2.44%	-5.00%	-5.26%	-2.78%	0.00%	0.00%	0.00%	8.57%	-10.53%	2.94%	-7.89%
Non-renew	0	4	4	4	4	1	0	0	0	0	4	3	24
	YTD # of Student Members Non-Renewals												0
	YTD % of Renewals (w/o Student Non-Renewals)												47.37%

Growth or Retention: Bronze: 1% or 65%; Silver: 2% or 70%; Gold: 3% or 75%; and Diamond: 10% or 80%

Macon County Reading Council

Yearlong Trend of Total Membership July 2017 to June 2018

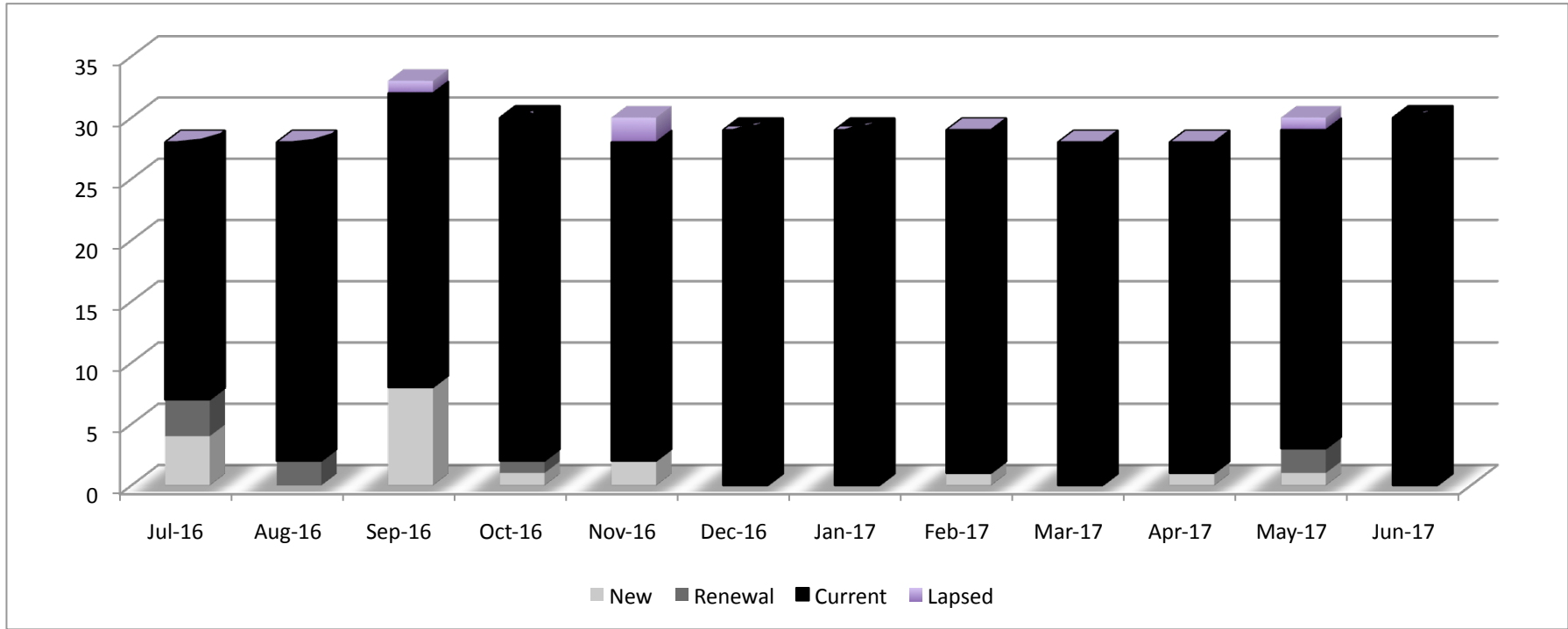


	<i>Jul-17</i>	<i>Aug-17</i>	<i>Sep-17</i>	<i>Oct-17</i>	<i>Nov-17</i>	<i>Dec-17</i>	<i>Jan-18</i>	<i>Feb-18</i>	<i>Mar-18</i>	<i>Apr-18</i>	<i>May-18</i>	<i>Jun-18</i>	<i>Total</i>
<i>New</i>	4	5	4	5	0	0	1	0	1	1	3	1	25
<i>Lapsed</i>	0	0	0	0	0	0	0	0	0	1	0	0	1
<i>Renewal</i>	3	0	0	2	3	0	0	0	0	2	2	0	12
<i>Current</i>	27	27	32	28	31	32	32	33	32	31	33	37	
Total	34	32	36	35	34	32	33	33	33	35	38	38	
<i>Gain/Loss</i>	4	-2	4	-1	-1	-2	1	0	0	2	3	0	8
<i>% Change</i>	13.33%	-5.88%	12.50%	-2.78%	-2.86%	-5.88%	3.13%	0.00%	0.00%	6.06%	8.57%	0.00%	26.67%
<i>Non-renew</i>	0	7	0	6	1	2	0	0	1	0	0	1	18
	<i>YTD # of Student Members Non-Renewals</i>												1
	<i>YTD % of Renewals (w/o Student Non-Renewals)</i>												44.83%

Growth or Retention: Bronze: 1% or 65%; Silver: 2% or 70%; Gold: 3% or 75%; and Diamond: 10% or 80%

Macon County Reading Council

Yearlong Trend of Total Membership July 2016 to June 2017

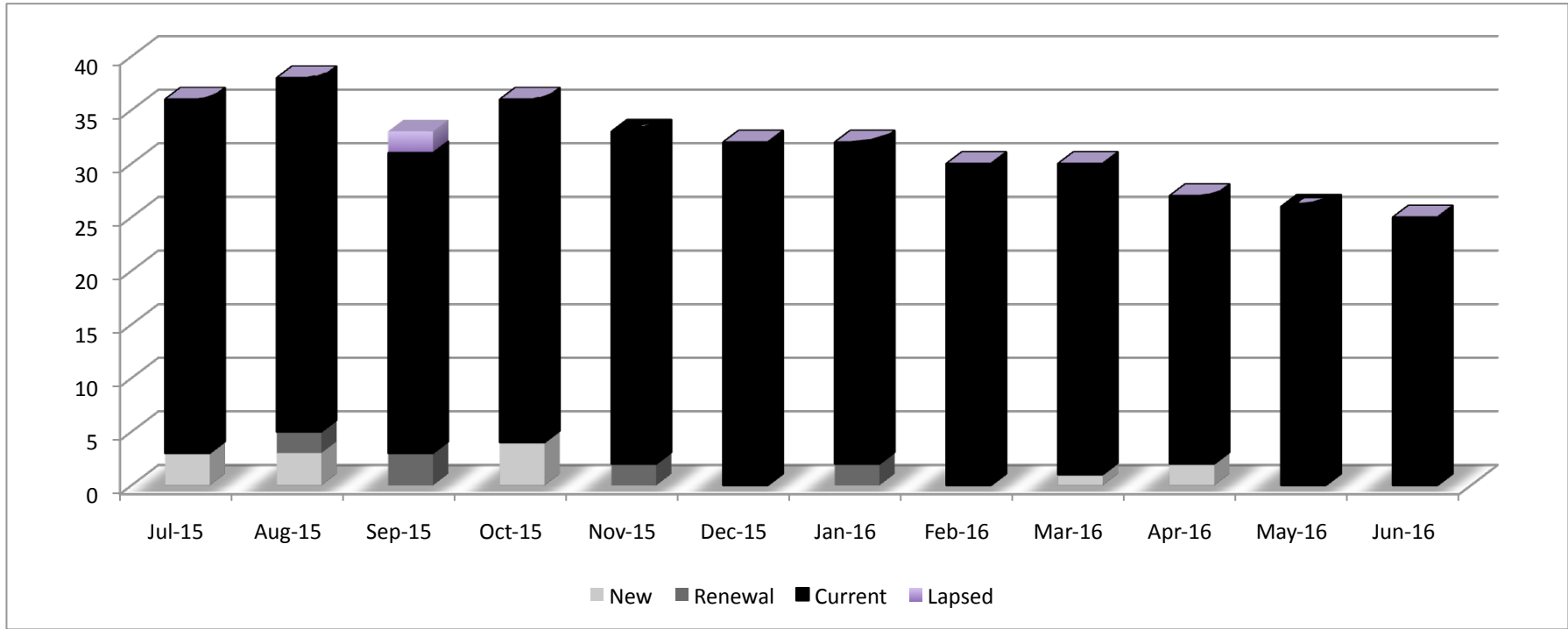


	<i>Jul-16</i>	<i>Aug-16</i>	<i>Sep-16</i>	<i>Oct-16</i>	<i>Nov-16</i>	<i>Dec-16</i>	<i>Jan-17</i>	<i>Feb-17</i>	<i>Mar-17</i>	<i>Apr-17</i>	<i>May-17</i>	<i>Jun-17</i>	<i>Total</i>
<i>New</i>	4	0	8	1	2	0	0	1	0	1	1	0	18
<i>Lapsed</i>	0	0	1	0	2	0	0	0	0	0	1	0	4
<i>Renewal</i>	3	2	0	1	0	0	0	0	0	0	2	0	8
<i>Current</i>	21	26	24	28	26	29	29	28	28	27	26	30	
<i>Total</i>	28	28	33	30	30	29	29	29	28	28	30	30	
<i>Gain/Loss</i>	3	0	5	-3	0	-1	0	0	-1	0	2	0	5
<i>% Change</i>	12.00%	0.00%	17.86%	-9.09%	0.00%	-3.33%	0.00%	0.00%	-3.45%	0.00%	7.14%	0.00%	20.00%
<i>Non-renew</i>	1	0	4	4	4	1	0	1	1	1	0	0	17
	<i>YTD # of Student Members Non-Renewals</i>												0
	<i>YTD % of Renewals (w/o Student Non-Renewals)</i>												36.00%

Growth or Retention: Bronze \$50: 1% or 65%; Silver \$75: 2% or 70%; Gold \$100: 3% or 75%; and Diamond \$200: 10% or 80%

Macon County Reading Council

Yearlong Trend of Total Membership July 2015 to June 2016

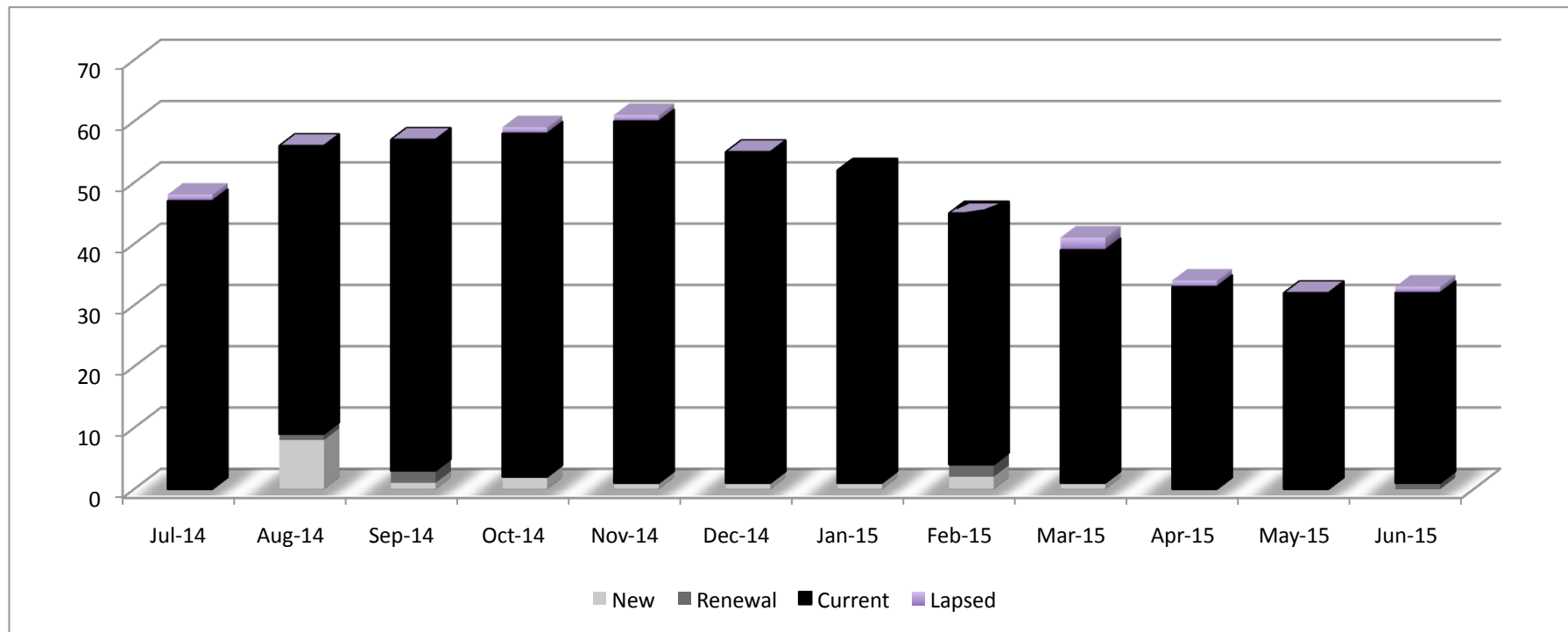


	<i>Jul-15</i>	<i>Aug-15</i>	<i>Sep-15</i>	<i>Oct-15</i>	<i>Nov-15</i>	<i>Dec-15</i>	<i>Jan-16</i>	<i>Feb-16</i>	<i>Mar-16</i>	<i>Apr-16</i>	<i>May-16</i>	<i>Jun-16</i>	<i>Total</i>
<i>New</i>	3	3	0	4	0	0	0	0	1	2	0	0	13
<i>Lapsed</i>	0	0	2	0	0	0	0	0	0	0	0	0	2
<i>Renewal</i>	0	2	3	0	2	0	2	0	0	0	0	0	9
<i>Current</i>	33	33	28	32	31	32	30	30	29	25	26	25	
<i>Total</i>	36	38	33	36	33	32	32	30	30	27	26	25	
<i>Gain/Loss</i>	3	2	-5	3	-3	-1	0	-2	0	-3	-1	-1	-8
<i>% Change</i>	9.09%	5.56%	-13.16%	9.09%	-8.33%	-3.03%	0.00%	-6.25%	0.00%	-10.00%	-3.70%	-3.85%	-24.24%
<i>Non-renew</i>	0	1	7	1	3	1	0	2	1	5	1	1	23
	<i>YTD # of Student Members Non-Renewals</i>												4
	<i>YTD % of Renewals (w/o Student Non-Renewals)</i>												37.93%

Growth or Retention: Bronze \$50: 1% or 65%; Silver \$75: 2% or 70%; Gold \$100: 3% or 75%; and Diamond \$200: 10% or 80%

Macon County Reading Council

Yearlong Trend of Total Membership July 2014 to June 2015

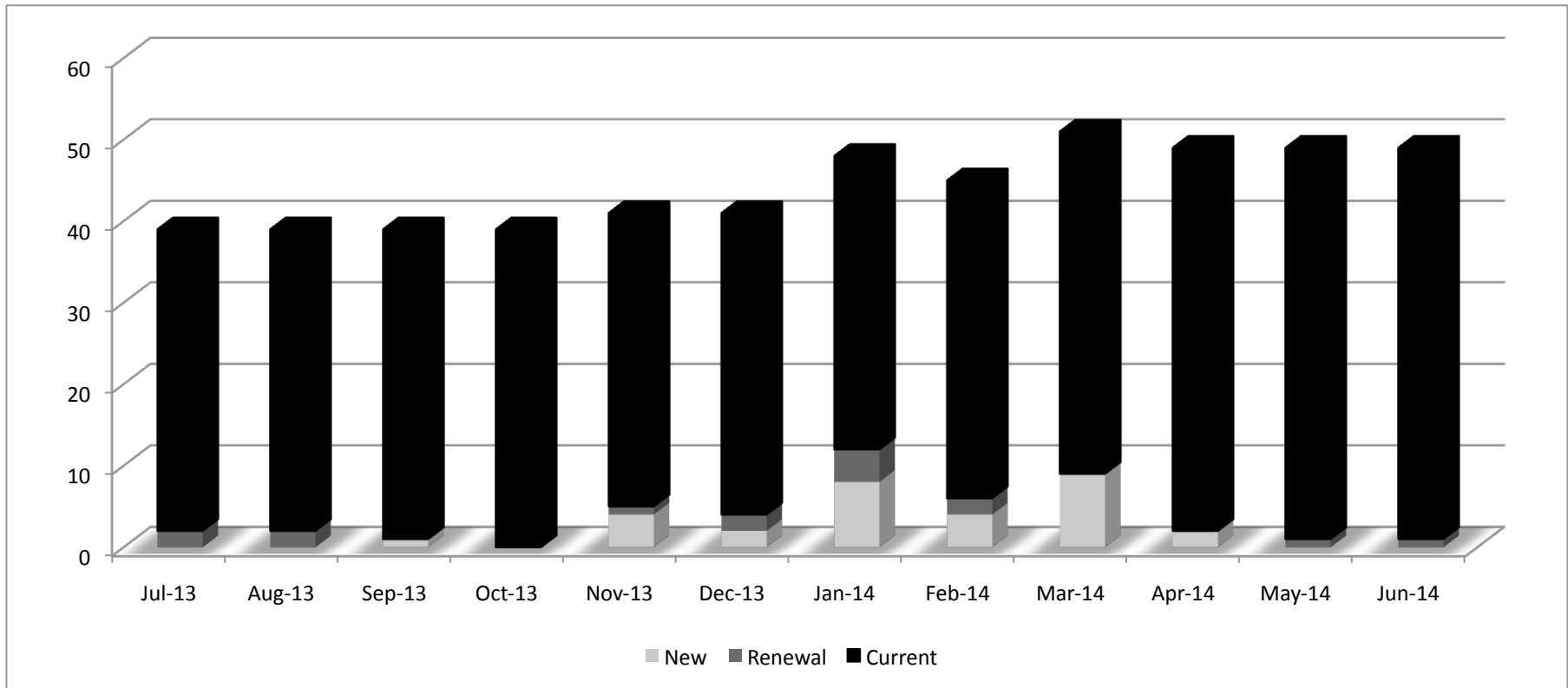


	<i>Jul-14</i>	<i>Aug-14</i>	<i>Sep-14</i>	<i>Oct-14</i>	<i>Nov-14</i>	<i>Dec-14</i>	<i>Jan-15</i>	<i>Feb-15</i>	<i>Mar-15</i>	<i>Apr-15</i>	<i>May-15</i>	<i>Jun-15</i>	<i>Total</i>
<i>New</i>	0	8	1	2	1	1	1	2	1	0	0	0	17
<i>Lapsed</i>	1	0	0	1	1	0	0	0	2	1	0	1	7
<i>Renewal</i>	0	1	2	0	0	0	0	2	0	0	0	1	6
<i>Current</i>	47	47	54	56	59	54	51	41	38	33	32	31	
<i>Total</i>	48	56	57	59	61	55	52	45	41	34	32	33	
<i>Gain/Loss</i>	-1	8	1	2	2	-6	-3	-7	-4	-7	-2	1	-16
<i>% Change</i>	-2.04%	16.67%	1.79%	3.51%	3.39%	-9.84%	-5.45%	-13.46%	-8.89%	-17.07%	-5.88%	3.13%	-32.65%
<i>Non-renew</i>	2	0	0	1	0	7	4	9	7	8	2	0	40
	<i>YTD # of Student Members Non-Renewals</i>												2
	<i>YTD % of Renewals (w/o Student Non-Renewals)</i>												27.66%

Growth or Retention: Bronze \$50: 1% or 65%; Silver \$75: 2% or 70%; Gold \$100: 3% or 75%; and Diamond \$200: 10% or 80%

Macon County Reading Council

Yearlong Trend of Total Membership July 2013 to June 2014

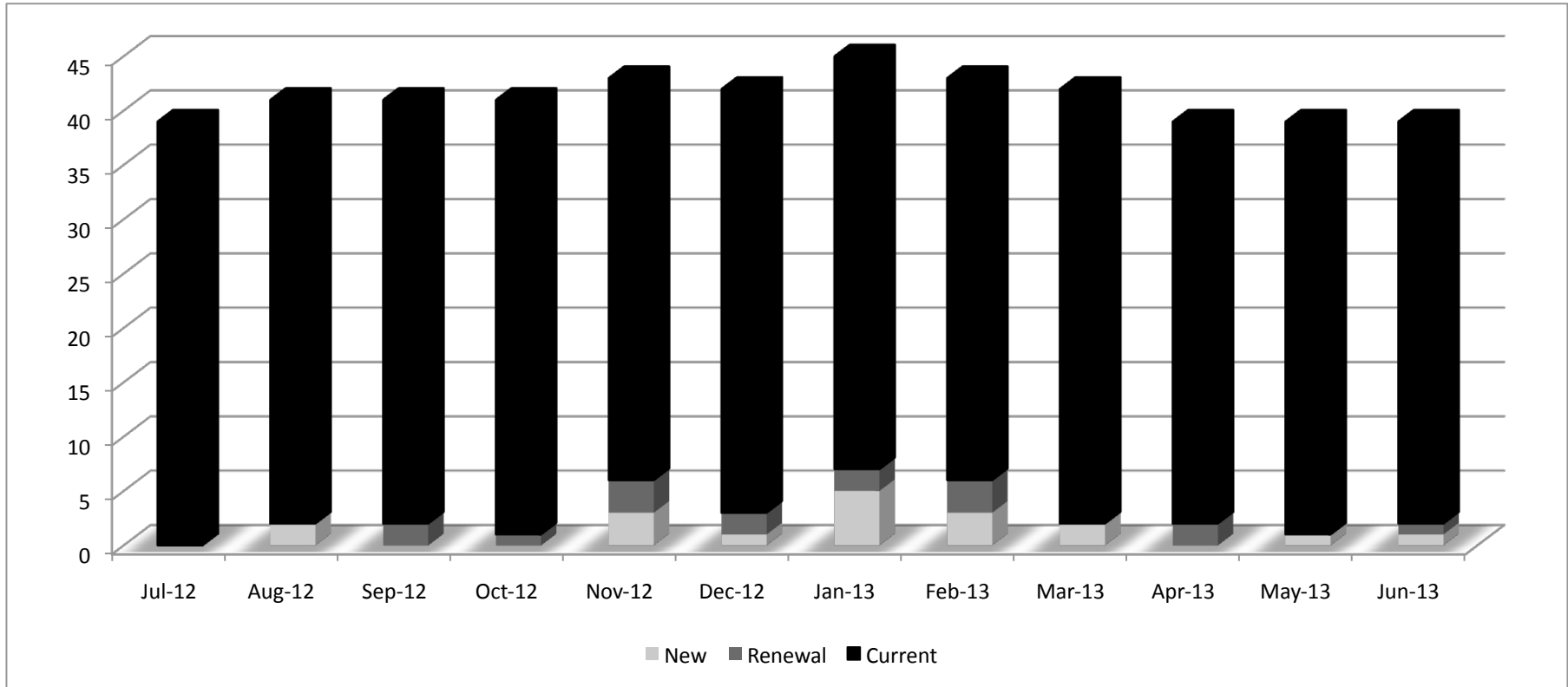


	<i>Jul-13</i>	<i>Aug-13</i>	<i>Sep-13</i>	<i>Oct-13</i>	<i>Nov-13</i>	<i>Dec-13</i>	<i>Jan-14</i>	<i>Feb-14</i>	<i>Mar-14</i>	<i>Apr-14</i>	<i>May-14</i>	<i>Jun-14</i>	<i>Total</i>
<i>New</i>	0	0	1	0	4	2	8	4	9	2	0	0	30
<i>Renewal</i>	2	2	0	0	1	2	4	2	0	0	1	1	15
<i>Current</i>	37	37	38	39	36	37	36	39	42	47	48	48	
Total	39	39	39	39	41	41	48	45	51	49	49	49	
<i>Gain/Loss</i>	0	0	0	0	2	0	7	-3	6	-2	0	0	10
<i>% Change</i>	0.00%	0.00%	0.00%	0.00%	5.13%	0.00%	17.07%	-6.25%	13.33%	-3.92%	0.00%	0.00%	25.64%
<i>Non-renew</i>	0	0	1	0	2	2	1	7	3	4	0	0	20

Membership Growth: 1% Bronze = \$50, 2% Silver = \$75, 3% Gold = \$100, and 10% Diamond = \$200

Macon County Reading Council

Yearlong Trend of Total Membership July 2012 to June 2013

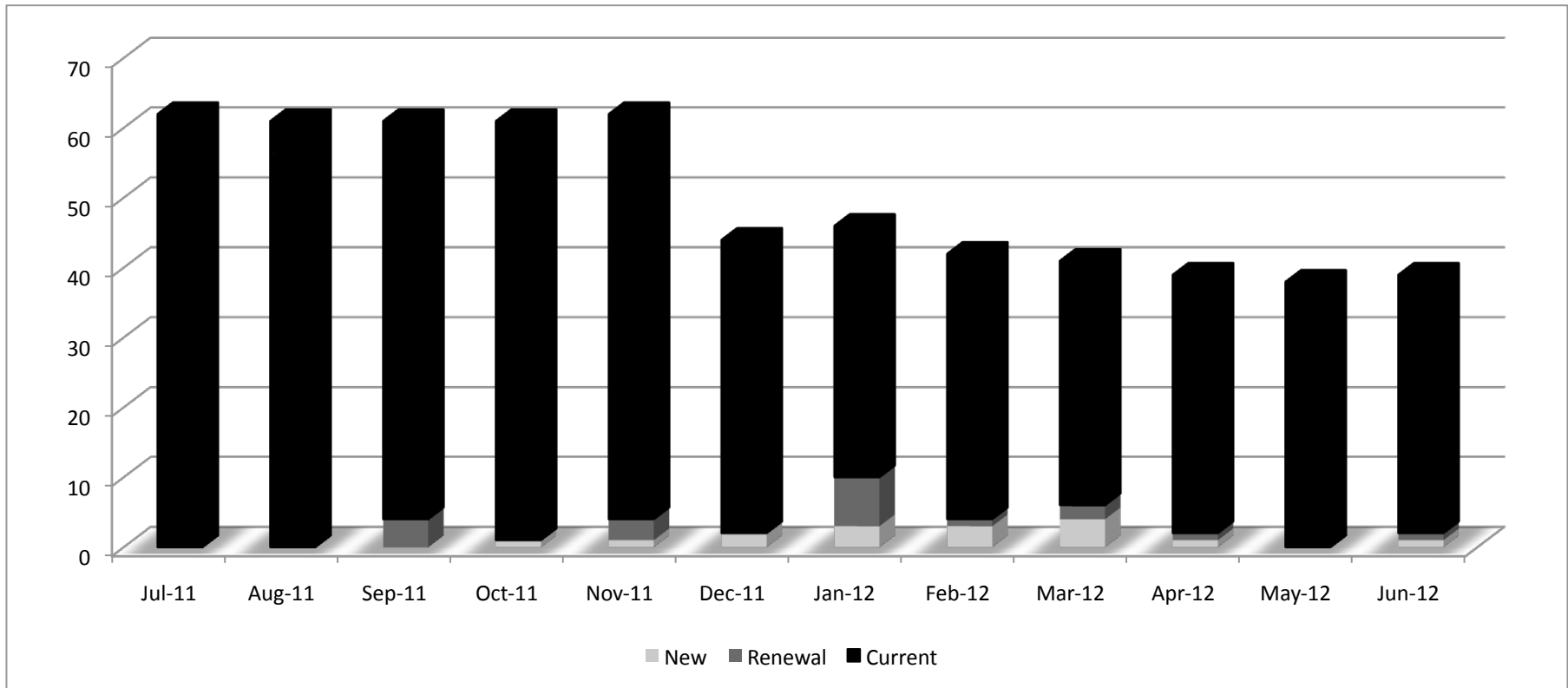


	<i>Jul-12</i>	<i>Aug-12</i>	<i>Sep-12</i>	<i>Oct-12</i>	<i>Nov-12</i>	<i>Dec-12</i>	<i>Jan-13</i>	<i>Feb-13</i>	<i>Mar-13</i>	<i>Apr-13</i>	<i>May-13</i>	<i>Jun-13</i>	<i>Total</i>
<i>New</i>	0	2	0	0	3	1	5	3	2	0	1	1	18
<i>Renewal</i>	0	0	2	1	3	2	2	3	0	2	0	1	16
<i>Current</i>	39	39	39	40	37	39	38	37	40	37	38	37	
Total	39	41	41	41	43	42	45	43	42	39	39	39	
<i>Gain/Loss</i>	0	2	0	0	2	-1	3	-2	-1	-3	0	0	0
<i>% Change</i>	0.00%	5.13%	0.00%	0.00%	4.88%	-2.33%	7.14%	-4.44%	-2.33%	-7.14%	0.00%	0.00%	0.00%
<i>Non-renew</i>	0	0	0	0	1	2	2	5	3	3	1	1	18

Membership Growth: 1% Bronze = \$50, 2% Silver = \$75, 3% Gold = \$100, and 10% Diamond = \$200

Macon County Reading Council

Yearlong Trend of Total Membership July 2011 to June 2012



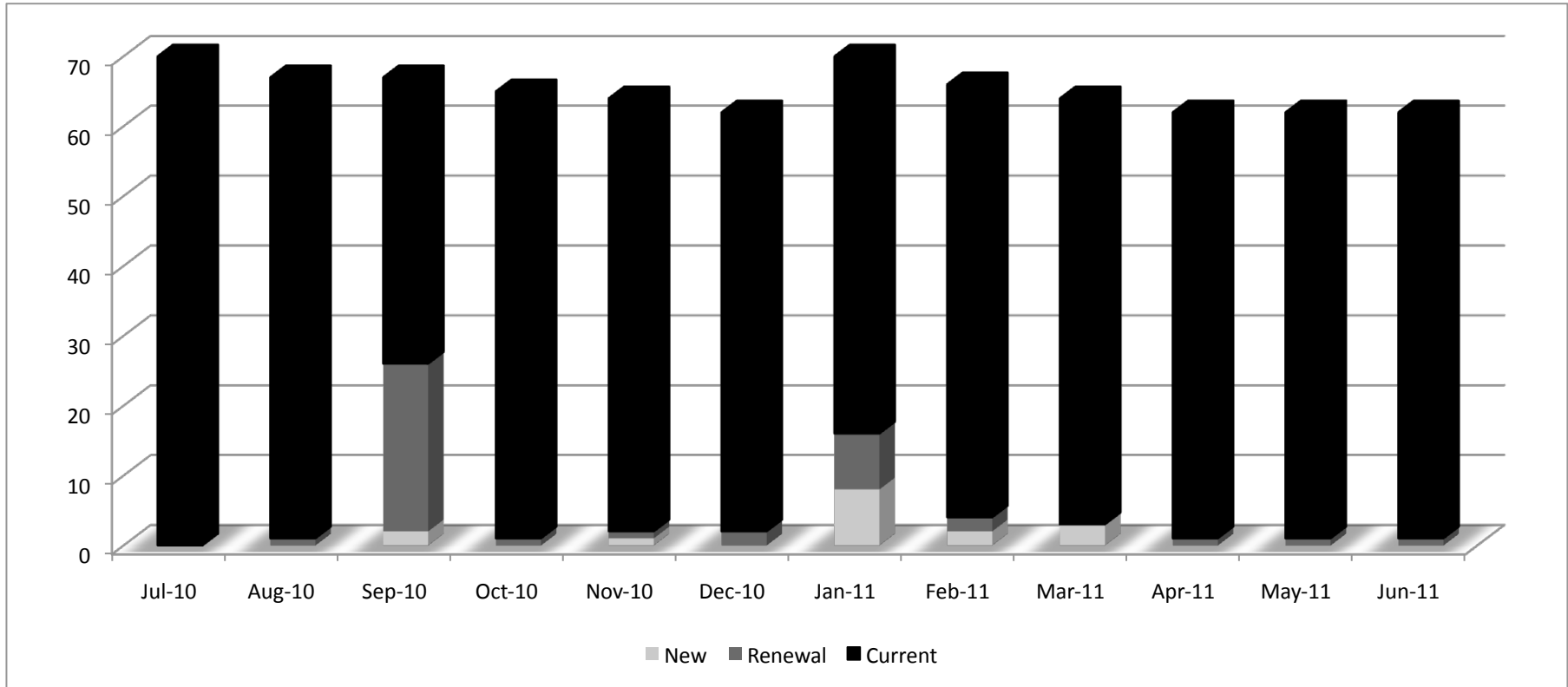
	<i>Jul-11</i>	<i>Aug-11</i>	<i>Sep-11</i>	<i>Oct-11</i>	<i>Nov-11</i>	<i>Dec-11</i>	<i>Jan-12</i>	<i>Feb-12</i>	<i>Mar-12</i>	<i>Apr-12</i>	<i>May-12</i>	<i>Jun-12</i>	<i>Total</i>
<i>New</i>	0	0	0	1	1	2	3	3	4	1	0	1	16
<i>Renewal</i>	0	0	4	0	3	0	7	1	2	1	0	1	19
<i>Current</i>	62	61	57	60	58	42	36	38	35	37	38	37	
Total	62	61	61	61	62	44	46	42	41	39	38	39	
<i>Gain/Loss</i>	0	-1	0	0	1	-18	2	-4	-1	-2	-1	1	-23
<i>% Change</i>	0.00%	-1.61%	0.00%	0.00%	1.64%	-29.03%	4.55%	-8.70%	-2.38%	-4.88%	-2.56%	2.63%	-37.10%
<i>Non-renew</i>	0	1	0	1	0	20	1	7	5	3	1	0	39

Membership Growth: 1% Bronze = \$50, 2% Silver = \$75, 3% Gold = \$100, and 10% Diamond = \$200

Macon County Reading Council

Yearlong Trend of Total Membership

July 2010 to June 2011



	<i>Jul-10</i>	<i>Aug-10</i>	<i>Sep-10</i>	<i>Oct-10</i>	<i>Nov-10</i>	<i>Dec-10</i>	<i>Jan-11</i>	<i>Feb-11</i>	<i>Mar-11</i>	<i>Apr-11</i>	<i>May-11</i>	<i>Jun-11</i>	<i>Total</i>
<i>New</i>	0	0	2	0	1	0	8	2	3	0	0	0	16
<i>Renewal</i>	0	1	24	1	1	2	8	2	0	1	1	1	42
<i>Current</i>	70	66	41	64	62	60	54	62	61	61	61	61	
<i>Total</i>	70	67	67	65	64	62	70	66	64	62	62	62	
<i>Gain/Loss</i>	0	-3	0	-2	-1	-2	8	-4	-2	-2	0	0	-8
<i>% Change</i>	0.00%	-4.29%	0.00%	-2.99%	-1.54%	-3.13%	12.90%	-5.71%	-3.03%	-3.13%	0.00%	0.00%	-11.43%
<i>Non-renew</i>	0	3	2	2	2	2	0	6	5	2	0	0	24