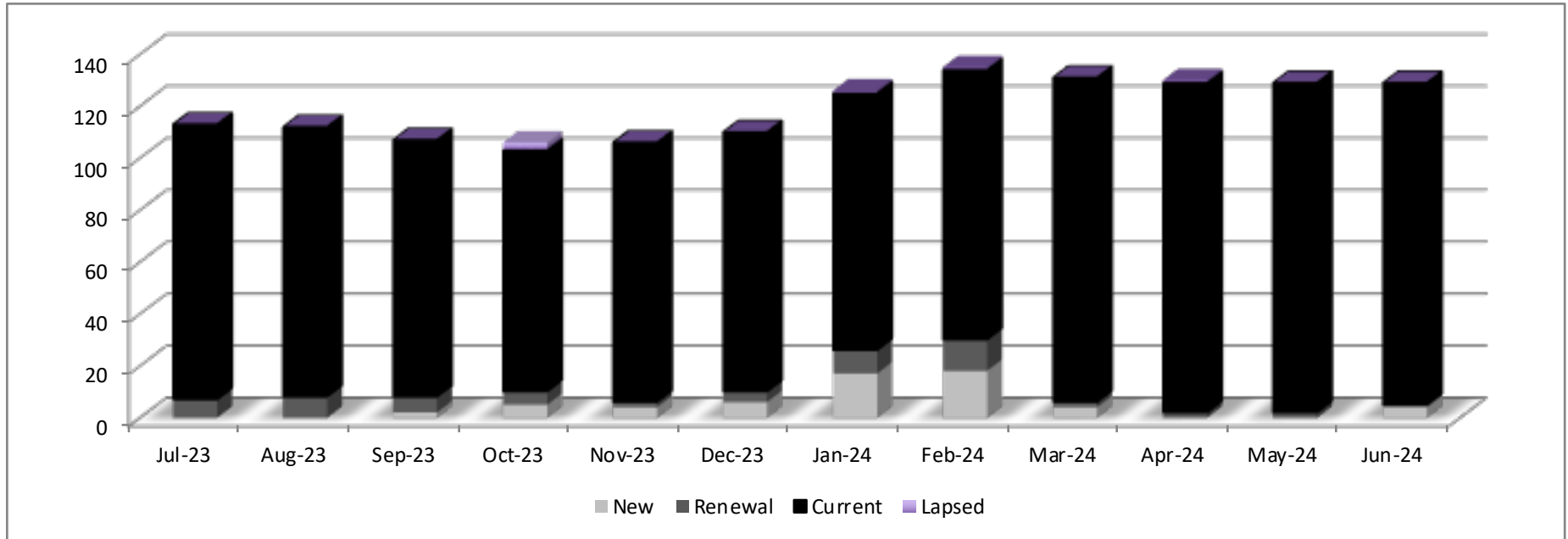


Northern Illinois Reading Council

Yearlong Trend of Total Membership

July 2023 to June 2024



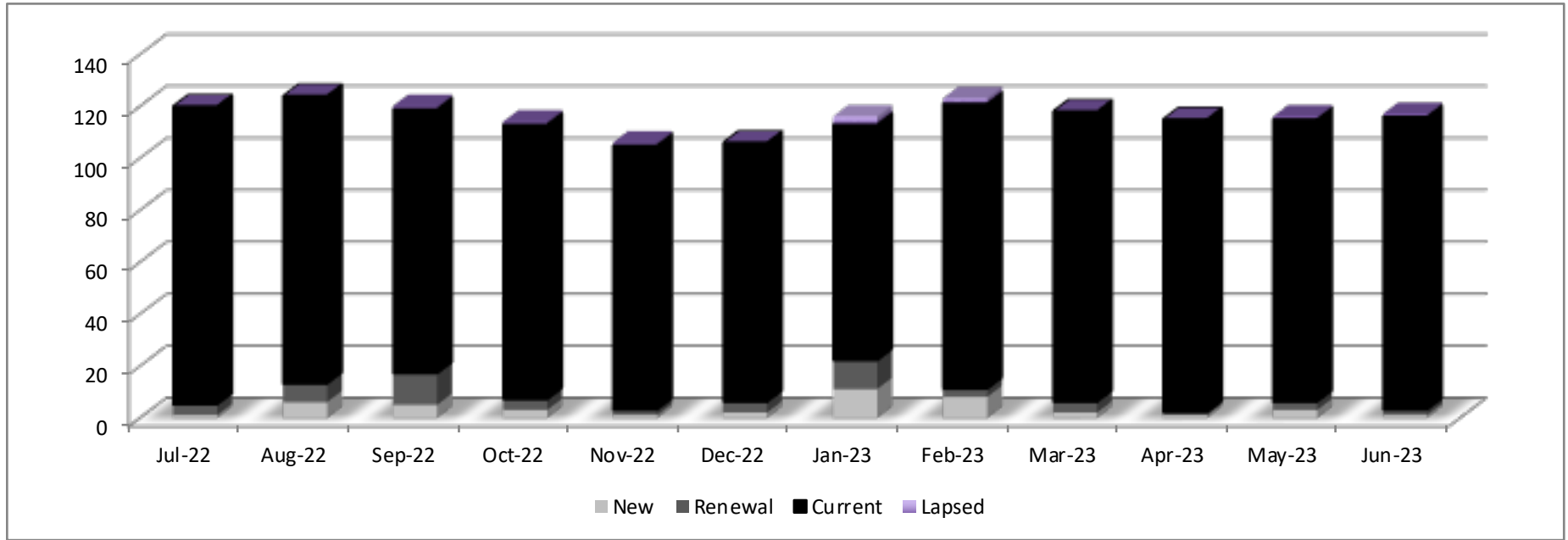
	<i>Jul-23</i>	<i>Aug-23</i>	<i>Sep-23</i>	<i>Oct-23</i>	<i>Nov-23</i>	<i>Dec-23</i>	<i>Jan-24</i>	<i>Feb-24</i>	<i>Mar-24</i>	<i>Apr-24</i>	<i>May-24</i>	<i>Jun-24</i>	<i>Total</i>
<i>New</i>	0	0	2	5	4	6	17	18	4	0	0	4	60
<i>Lapsed</i>	0	0	0	3	0	0	1	1	0	1	0	0	6
<i>Renewal</i>	7	8	6	5	2	4	9	12	2	2	2	1	60
<i>Current</i>	106	104	99	93	100	100	99	104	125	127	127	124	
<i>Total</i>	113	112	107	106	106	110	126	135	131	130	129	129	
<i>Gain/Loss</i>	-4	-1	-5	-1	0	4	16	9	-4	-1	-1	0	12
<i>% Change</i>	-3.42%	-0.88%	-4.46%	-0.93%	0.00%	3.77%	14.55%	7.14%	-2.96%	-0.76%	-0.77%	0.00%	10.26%
<i>Non-Renew</i>	4	1	7	9	4	2	2	10	8	2	1	4	54
<i>Student NR</i>	0	0	1	0	0	0	0	0	0	0	0	0	1
	<i>YTD % of Renewals (w/o Student Non-Renewals)</i>												56.90%

Growth or Retention: Bronze: 1% or 65%; Silver: 2% or 70%; Gold: 3% or 75%; and Diamond: 10% or 80%

Northern Illinois Reading Council

Yearlong Trend of Total Membership

July 2022 to June 2023



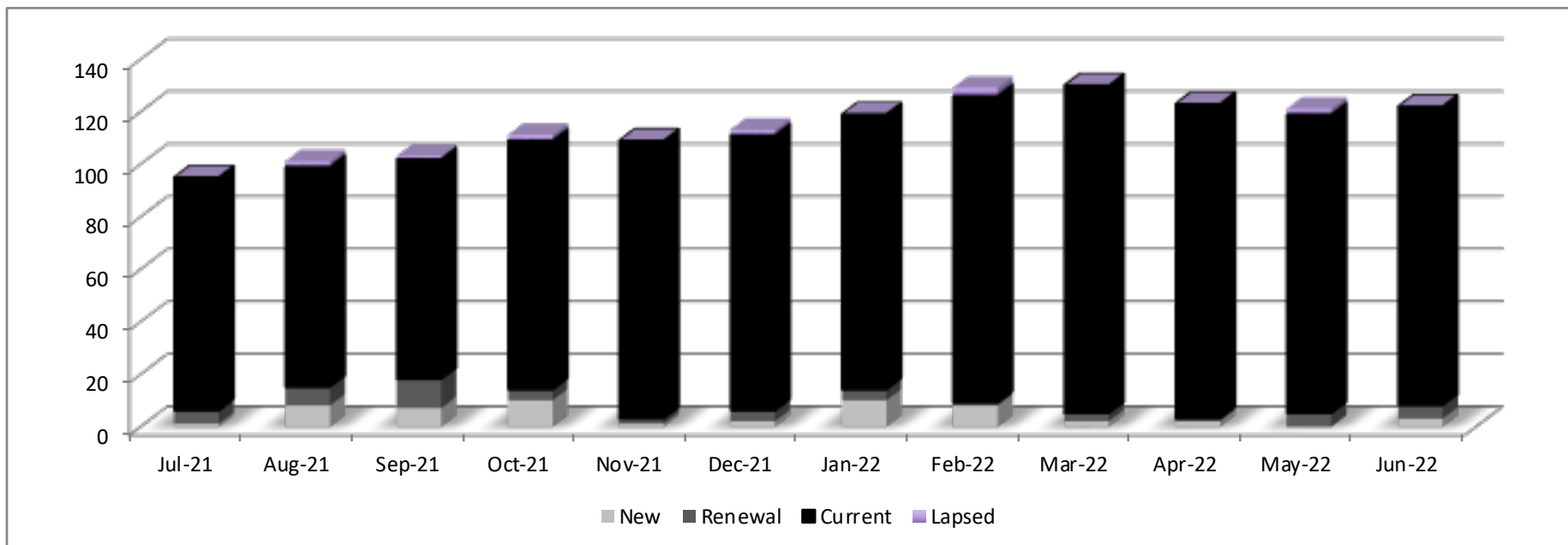
	Jul-22	Aug-22	Sep-22	Oct-22	Nov-22	Dec-22	Jan-23	Feb-23	Mar-23	Apr-23	May-23	Jun-23	Total
New	1	6	5	3	1	2	11	8	2	1	3	1	44
Lapsed	0	0	1	1	1	0	3	2	0	0	1	1	10
Renewal	4	7	12	4	2	4	11	3	4	1	3	2	57
Current	115	111	102	106	102	100	91	110	112	113	109	113	
Total	120	124	120	114	106	106	116	123	118	115	116	117	
Gain/Loss	-2	4	-4	-6	-8	0	10	7	-5	-3	1	1	-5
% Change	-1.64%	3.33%	-3.23%	-5.00%	-7.02%	0.00%	9.43%	6.03%	-4.07%	-2.54%	0.87%	0.86%	-4.10%
Non-renew	3	2	8	9	10	2	4	3	7	3	2	1	54
	YTD # of Student Members Non-Renewals												0
	YTD % of Renewals (w/o Student Non-Renewals)												54.92%

Growth or Retention: Bronze: 1% or 65%; Silver: 2% or 70%; Gold: 3% or 75%; and Diamond: 10% or 80%

Northern Illinois Reading Council

Yearlong Trend of Total Membership

July 2021 to June 2022



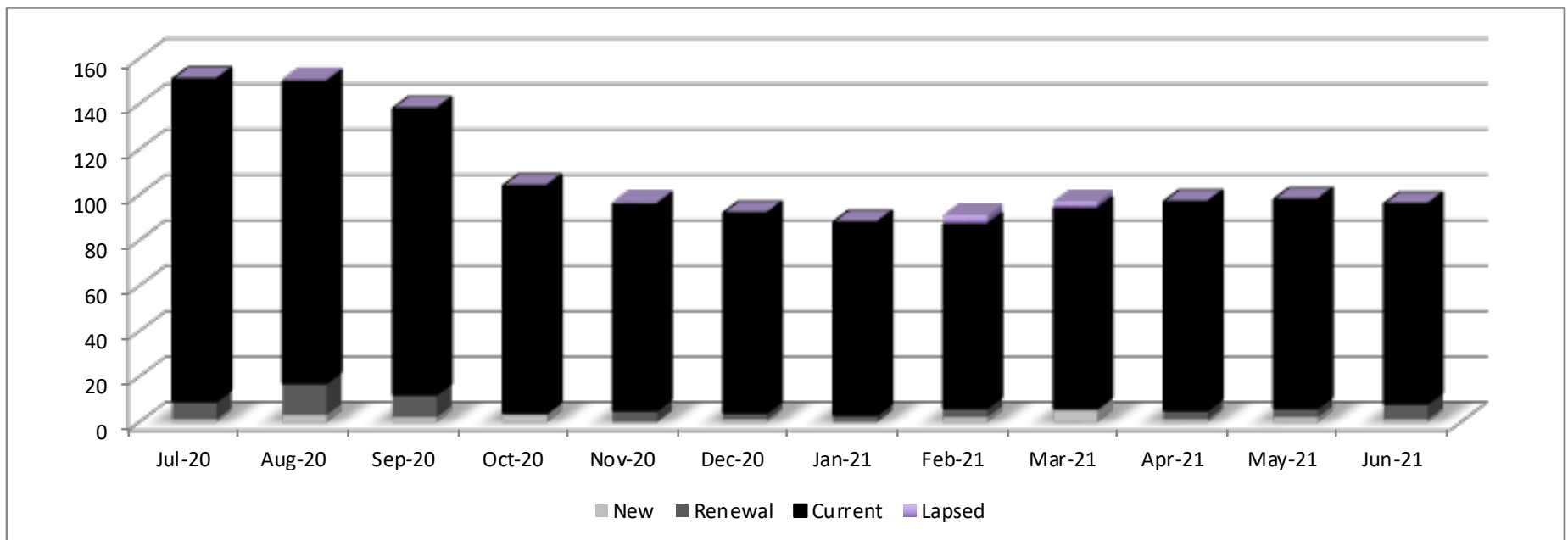
	Jul-21	Aug-21	Sep-21	Oct-21	Nov-21	Dec-21	Jan-22	Feb-22	Mar-22	Apr-22	May-22	Jun-22	Total
New	1	8	7	10	1	2	10	8	2	2	0	3	54
Lapsed	0	2	1	2	0	2	0	3	0	0	2	0	12
Renewal	5	7	11	4	2	4	4	1	3	1	5	5	52
Current	89	84	84	95	106	105	105	117	125	120	114	114	
Total	95	101	103	111	109	113	119	129	130	123	121	122	
Gain/Loss	-1	6	2	8	-2	4	6	10	1	-7	-2	1	26
% Change	-1.04%	6.32%	1.98%	7.77%	-1.80%	3.67%	5.31%	8.40%	0.78%	-5.38%	-1.63%	0.83%	27.08%
Non-renew	2	4	6	4	3	0	4	1	1	9	4	2	40
	YTD # of Student Members Non-Renewals												2
	YTD % of Renewals (w/o Student Non-Renewals)												68.09%

Growth or Retention: Bronze: 1% or 65%; Silver: 2% or 70%; Gold: 3% or 75%; and Diamond: 10% or 80%

Northern Illinois Reading Council

Yearlong Trend of Total Membership

July 2020 to June 2021



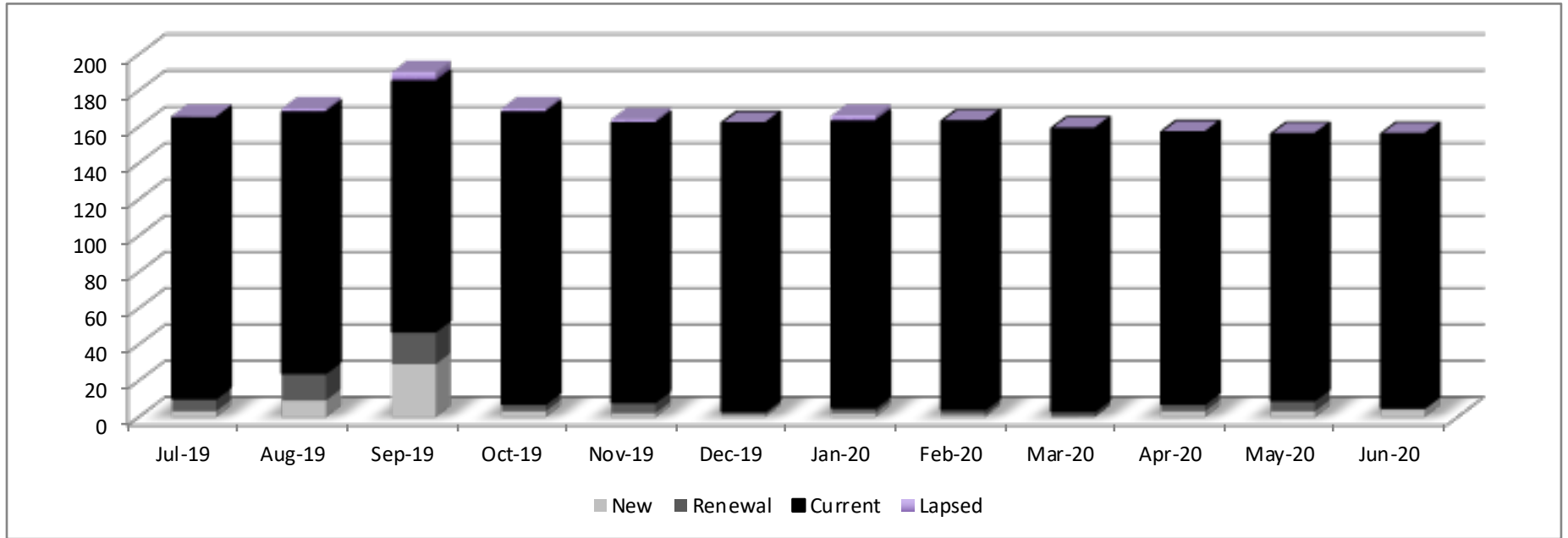
	Jul-20	Aug-20	Sep-20	Oct-20	Nov-20	Dec-20	Jan-21	Feb-21	Mar-21	Apr-21	May-21	Jun-21	Total
New	1	3	2	3	0	1	0	2	5	1	2	1	21
Lapsed	0	1	0	0	1	0	0	4	3	0	0	0	9
Renewal	8	14	10	1	5	3	3	4	1	4	4	7	64
Current	142	133	126	100	91	88	85	81	88	92	92	88	
Total	151	151	138	104	97	92	88	91	97	97	98	96	
Gain/Loss	-5	0	-13	-34	-7	-5	-4	3	6	0	1	-2	-60
% Change	-3.21%	0.00%	-8.61%	-24.64%	-6.73%	-5.15%	-4.35%	3.41%	6.59%	0.00%	1.03%	-2.04%	-38.46%
Non-renew	6	4	15	37	8	6	3	3	2	1	1	3	89
	YTD # of Student Members Non-Renewals												2
	YTD % of Renewals (w/o Student Non-Renewals)												47.40%

Growth or Retention: Bronze: 1% or 65%; Silver: 2% or 70%; Gold: 3% or 75%; and Diamond: 10% or 80%

Northern Illinois Reading Council

Yearlong Trend of Total Membership

July 2019 to June 2020



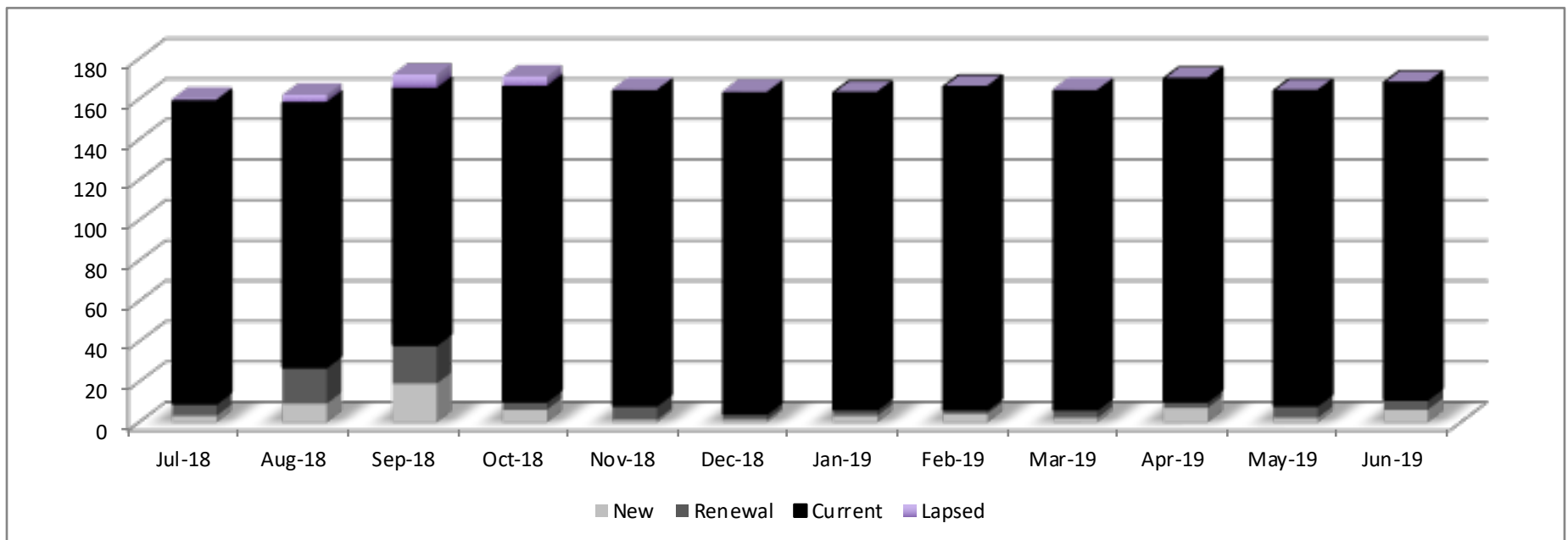
	Jul-19	Aug-19	Sep-19	Oct-19	Nov-19	Dec-19	Jan-20	Feb-20	Mar-20	Apr-20	May-20	Jun-20	Total
New	3	9	29	3	2	1	2	1	0	3	3	4	60
Lapsed	1	2	5	2	2	0	3	0	0	0	0	0	15
Renewal	7	15	18	4	6	2	3	3	3	4	6	1	72
Current	155	144	138	161	154	159	158	159	156	150	147	151	
Total	166	170	190	170	164	162	166	163	159	157	156	156	
Gain/Loss	-2	4	20	-20	-6	-2	4	-3	-4	-2	-1	0	-12
% Change	-1.19%	2.41%	11.76%	-10.53%	-3.53%	-1.22%	2.47%	-1.81%	-2.45%	-1.26%	-0.64%	0.00%	-7.14%
Non-renew	6	4	10	25	10	3	1	4	4	4	4	4	79
	YTD # of Student Members Non-Renewals												3
	YTD % of Renewals (w/o Student Non-Renewals)												52.73%

Growth or Retention: Bronze: 1% or 65%; Silver: 2% or 70%; Gold: 3% or 75%; and Diamond: 10% or 80%

Northern Illinois Reading Council

Yearlong Trend of Total Membership

July 2018 to June 2019

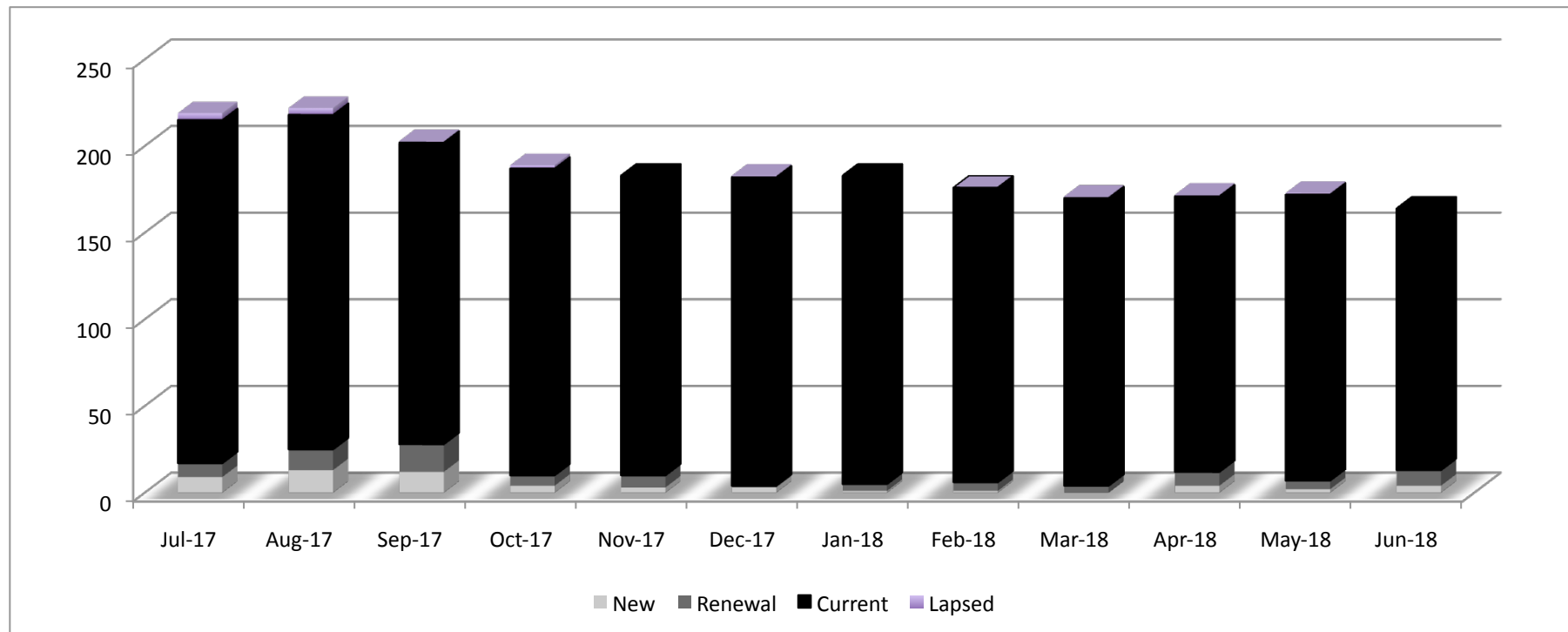


	Jul-18	Aug-18	Sep-18	Oct-18	Nov-18	Dec-18	Jan-19	Feb-19	Mar-19	Apr-19	May-19	Jun-19	Total
New	3	9	19	6	1	1	3	4	2	7	2	6	63
Lapsed	1	4	7	5	1	1	0	0	1	0	0	0	20
Renewal	6	18	19	4	7	3	3	2	4	3	6	5	80
Current	150	131	127	156	156	159	157	160	158	160	156	157	
Total	160	162	172	171	165	164	163	166	165	170	164	168	
Gain/Loss	-4	2	10	-1	-6	-1	-1	3	-1	5	-6	4	4
% Change	-2.44%	1.25%	6.17%	-0.58%	-3.51%	-0.61%	-0.61%	1.84%	-0.60%	3.03%	-3.53%	2.44%	2.44%
Non-renew	7	9	15	11	8	3	4	0	4	2	8	2	73
	YTD # of Student Members Non-Renewals												2
	YTD % of Renewals (w/o Student Non-Renewals)												61.73%

Growth or Retention: Bronze: 1% or 65%; Silver: 2% or 70%; Gold: 3% or 75%; and Diamond: 10% or 80%

Northern Illinois Reading Council

Yearlong Trend of Total Membership July 2017 to June 2018



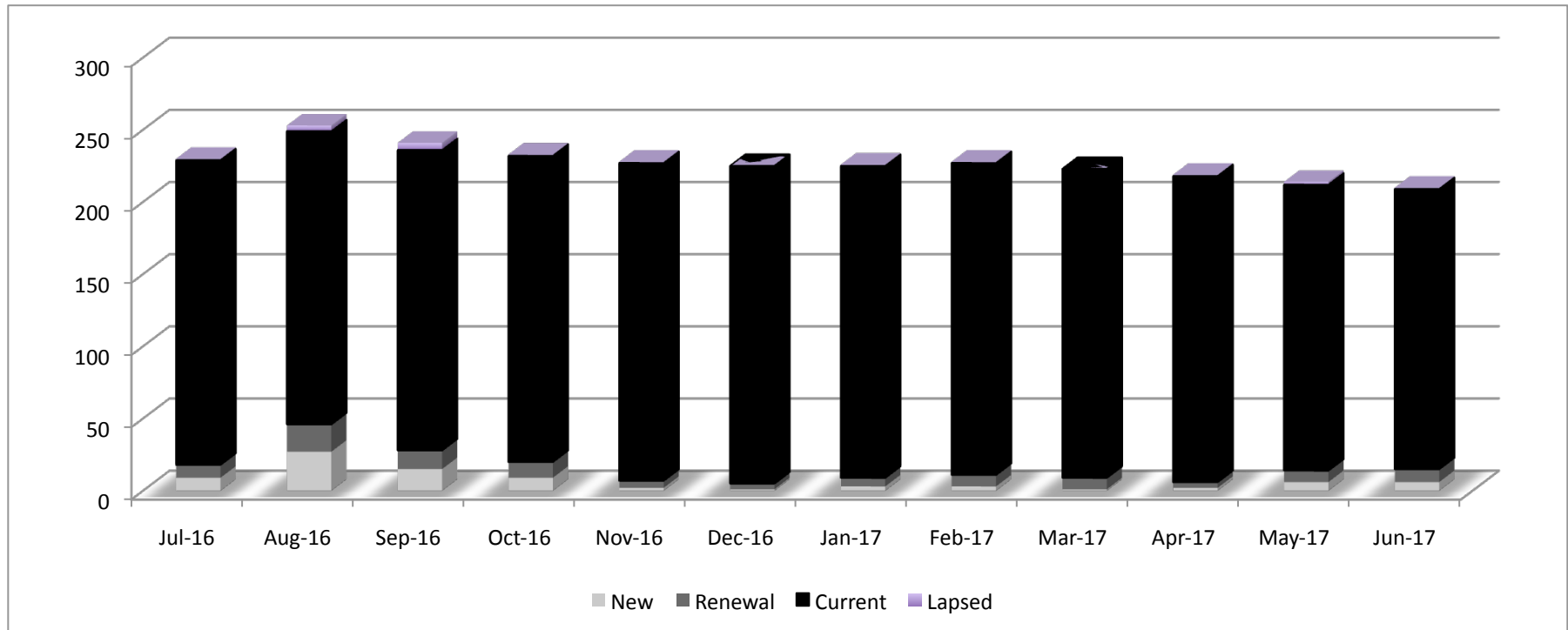
	<i>Jul-17</i>	<i>Aug-17</i>	<i>Sep-17</i>	<i>Oct-17</i>	<i>Nov-17</i>	<i>Dec-17</i>	<i>Jan-18</i>	<i>Feb-18</i>	<i>Mar-18</i>	<i>Apr-18</i>	<i>May-18</i>	<i>Jun-18</i>	<i>Total</i>	
New	9	13	12	4	3	3	1	1	0	4	2	4	56	
Lapsed	4	4	1	2	0	1	0	0	1	1	1	0	15	
Renewal	8	12	16	6	7	1	4	5	4	8	5	9	85	
Current	198	193	174	177	173	178	178	170	166	159	165	151		
Total	219	222	203	189	183	183	183	176	171	172	173	164		
Gain/Loss	9	3	-19	-14	-6	0	0	-7	-5	1	1	-9	-46	
% Change	4.29%	1.37%	-8.56%	-6.90%	-3.17%	0.00%	0.00%	-3.83%	-2.84%	0.58%	0.58%	-5.20%	-21.90%	
Non-renew	4	14	32	20	9	4	1	8	6	4	2	13	117	
													YTD # of Student Members Non-Renewals	5
													YTD % of Renewals (w/o Student Non-Renewals)	48.78%

Growth or Retention: Bronze: 1% or 65%; Silver: 2% or 70%; Gold: 3% or 75%; and Diamond: 10% or 80%

Northern Illinois Reading Council

Yearlong Trend of Total Membership

July 2016 to June 2017

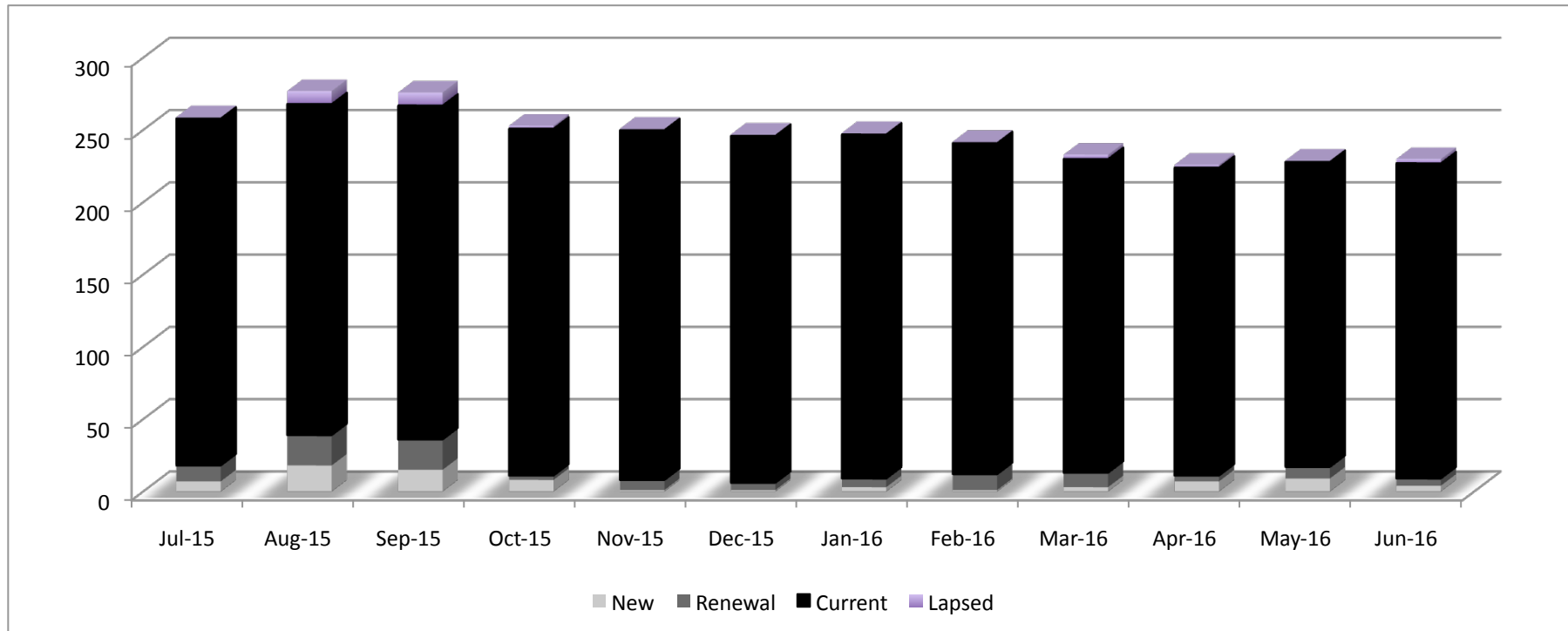


	<i>Jul-16</i>	<i>Aug-16</i>	<i>Sep-16</i>	<i>Oct-16</i>	<i>Nov-16</i>	<i>Dec-16</i>	<i>Jan-17</i>	<i>Feb-17</i>	<i>Mar-17</i>	<i>Apr-17</i>	<i>May-17</i>	<i>Jun-17</i>	<i>Total</i>
New	9	27	15	9	2	1	3	3	1	2	6	6	84
Lapsed	1	4	5	1	1	0	1	1	0	1	2	1	18
Renewal	9	19	13	11	5	4	6	8	8	4	8	9	104
Current	211	203	208	212	220	220	216	216	214	212	198	194	
Total	230	253	241	233	228	225	226	228	223	219	214	210	
Gain/Loss	0	23	-12	-8	-5	-3	1	2	-5	-4	-5	-4	-20
% Change	0.00%	10.00%	-4.74%	-3.32%	-2.15%	-1.32%	0.44%	0.88%	-2.19%	-1.79%	-2.28%	-1.87%	-8.70%
Non-renew	10	8	32	18	8	4	3	2	6	7	13	11	122
													YTD # of Student Members Non-Renewals
													4
													YTD % of Renewals (w/o Student Non-Renewals)
													39.38%

Growth or Retention: Bronze \$50: 1% or 65%; Silver \$75: 2% or 70%; Gold \$100: 3% or 75%; and Diamond \$200: 10% or 80%

Northern Illinois Reading Council

Yearlong Trend of Total Membership July 2015 to June 2016



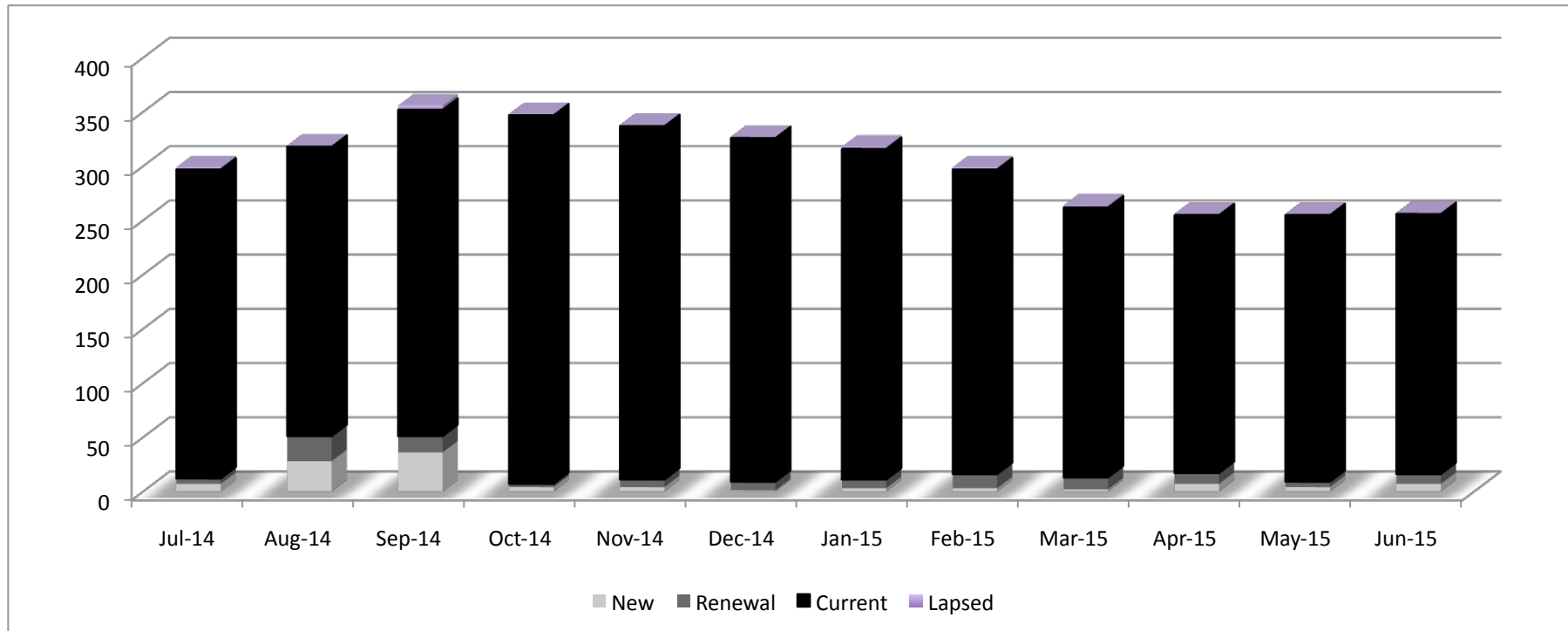
	<i>Jul-15</i>	<i>Aug-15</i>	<i>Sep-15</i>	<i>Oct-15</i>	<i>Nov-15</i>	<i>Dec-15</i>	<i>Jan-16</i>	<i>Feb-16</i>	<i>Mar-16</i>	<i>Apr-16</i>	<i>May-16</i>	<i>Jun-16</i>	<i>Total</i>
New	7	18	15	8	1	1	3	1	3	7	9	4	77
Lapsed	1	9	9	2	1	1	1	1	3	2	1	3	34
Renewal	11	21	21	3	7	5	6	11	10	4	8	5	112
Current	240	229	231	240	242	240	238	229	217	213	211	218	
Total	259	277	276	253	251	247	248	242	233	226	229	230	
Gain/Loss	2	18	-1	-23	-2	-4	1	-6	-9	-7	3	1	-27
% Change	0.78%	6.95%	-0.36%	-8.33%	-0.79%	-1.59%	0.40%	-2.42%	-3.72%	-3.00%	1.33%	0.44%	-10.51%
Non-renew	6	9	25	33	4	6	3	8	15	16	7	6	138
	YTD # of Student Members Non-Renewals												9
	YTD % of Renewals (w/o Student Non-Renewals)												58.87%

Growth or Retention: Bronze \$50: 1% or 65%; Silver \$75: 2% or 70%; Gold \$100: 3% or 75%; and Diamond \$200: 10% or 80%

Northern Illinois Reading Council

Yearlong Trend of Total Membership

July 2014 to June 2015

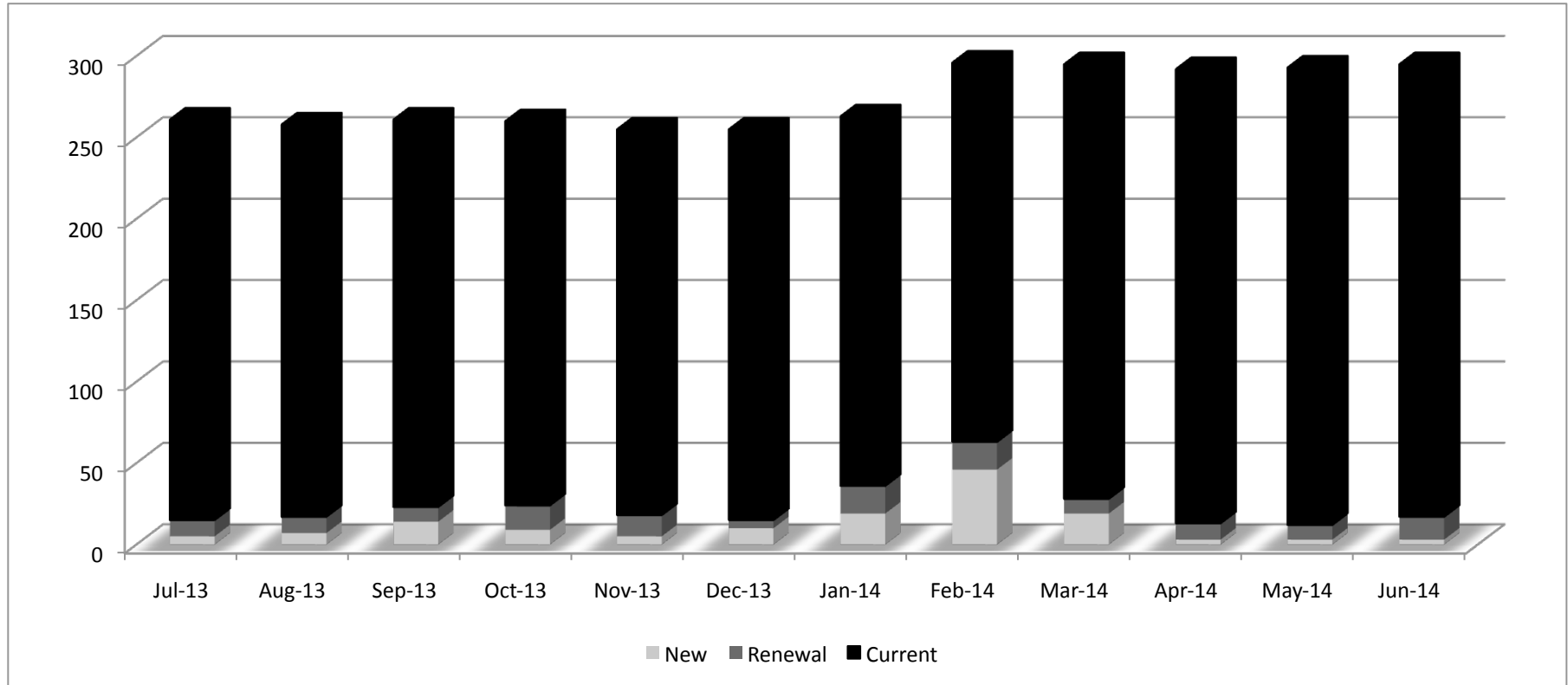


	<i>Jul-14</i>	<i>Aug-14</i>	<i>Sep-14</i>	<i>Oct-14</i>	<i>Nov-14</i>	<i>Dec-14</i>	<i>Jan-15</i>	<i>Feb-15</i>	<i>Mar-15</i>	<i>Apr-15</i>	<i>May-15</i>	<i>Jun-15</i>	<i>Total</i>
New	7	28	36	4	4	1	3	3	2	7	4	7	106
Lapsed	2	1	4	1	1	1	2	2	2	1	1	1	19
Renewal	5	23	15	3	7	8	8	13	11	10	5	9	117
Current	285	267	301	340	326	317	305	281	249	238	246	240	
Total	299	319	356	348	338	327	318	299	264	256	256	257	
Gain/Loss	4	20	37	-8	-10	-11	-9	-19	-35	-8	0	1	-38
% Change	1.36%	6.69%	11.60%	-2.25%	-2.87%	-3.25%	-2.75%	-5.97%	-11.71%	-3.03%	0.00%	0.39%	-12.88%
Non-renew	5	9	3	13	15	13	14	24	39	16	5	7	163
													YTD # of Student Members Non-Renewals
													3
													YTD % of Renewals (w/o Student Non-Renewals)
													46.58%

Growth or Retention: Bronze \$50: 1% or 65%; Silver \$75: 2% or 70%; Gold \$100: 3% or 75%; and Diamond \$200: 10% or 80%

Northern Illinois Reading Council

Yearlong Trend of Total Membership July 2013 to June 2014



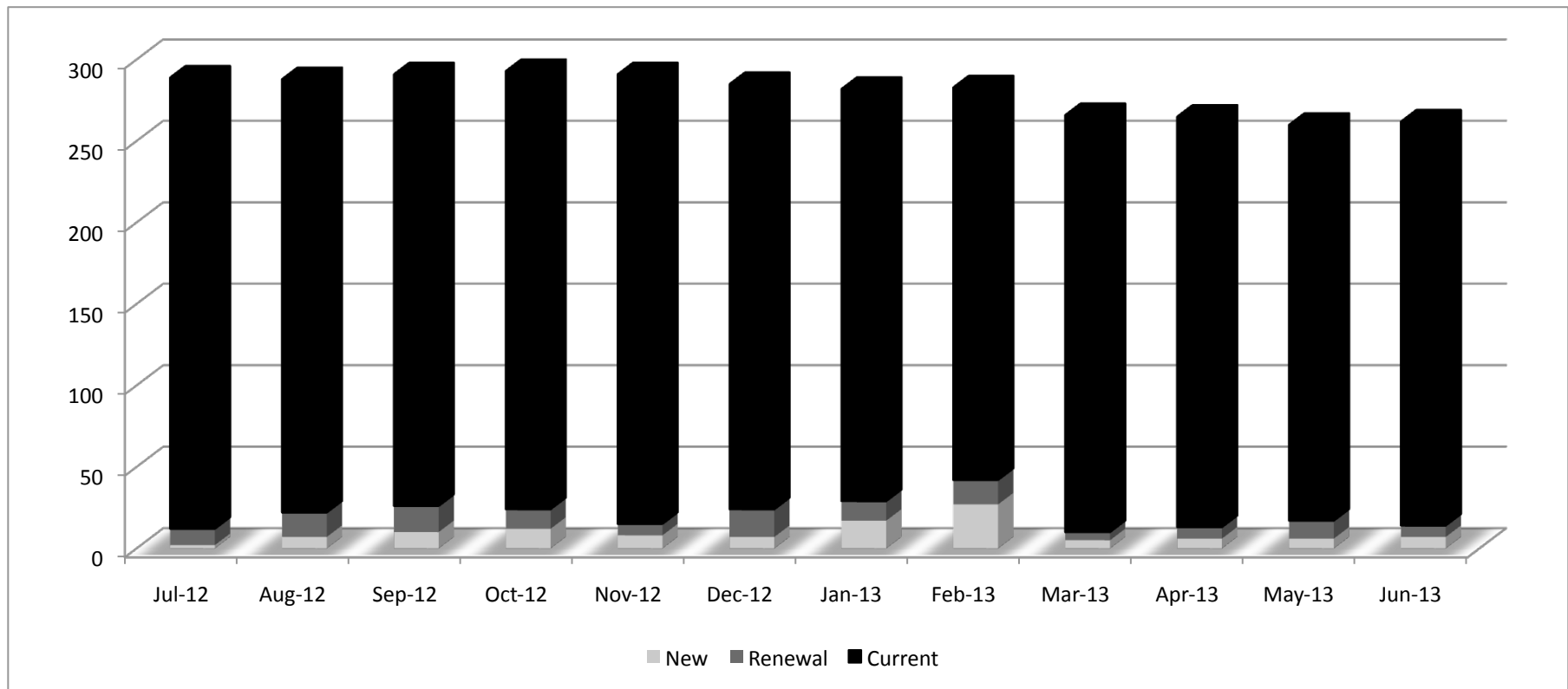
	<i>Jul-13</i>	<i>Aug-13</i>	<i>Sep-13</i>	<i>Oct-13</i>	<i>Nov-13</i>	<i>Dec-13</i>	<i>Jan-14</i>	<i>Feb-14</i>	<i>Mar-14</i>	<i>Apr-14</i>	<i>May-14</i>	<i>Jun-14</i>	<i>Total</i>
<i>New</i>	5	7	14	9	5	10	19	46	19	3	3	3	143
<i>Renewal</i>	10	10	9	15	13	5	17	17	9	10	9	14	138
<i>Current</i>	246	241	238	236	237	240	227	233	267	279	281	278	
<i>Total</i>	261	258	261	260	255	255	263	296	295	292	293	295	
<i>Gain/Loss</i>	-1	-3	3	-1	-5	0	8	33	-1	-3	1	2	33
<i>% Change</i>	-0.38%	-1.15%	1.16%	-0.38%	-1.92%	0.00%	3.14%	12.55%	-0.34%	-1.02%	0.34%	0.68%	12.60%
<i>Non-renew</i>	6	10	11	10	10	10	11	13	20	6	2	1	110

Membership Growth: 1% Bronze = \$50, 2% Silver = \$75, 3% Gold = \$100, and 10% Diamond = \$200

Northern Illinois Reading Council

Yearlong Trend of Total Membership

July 2012 to June 2013



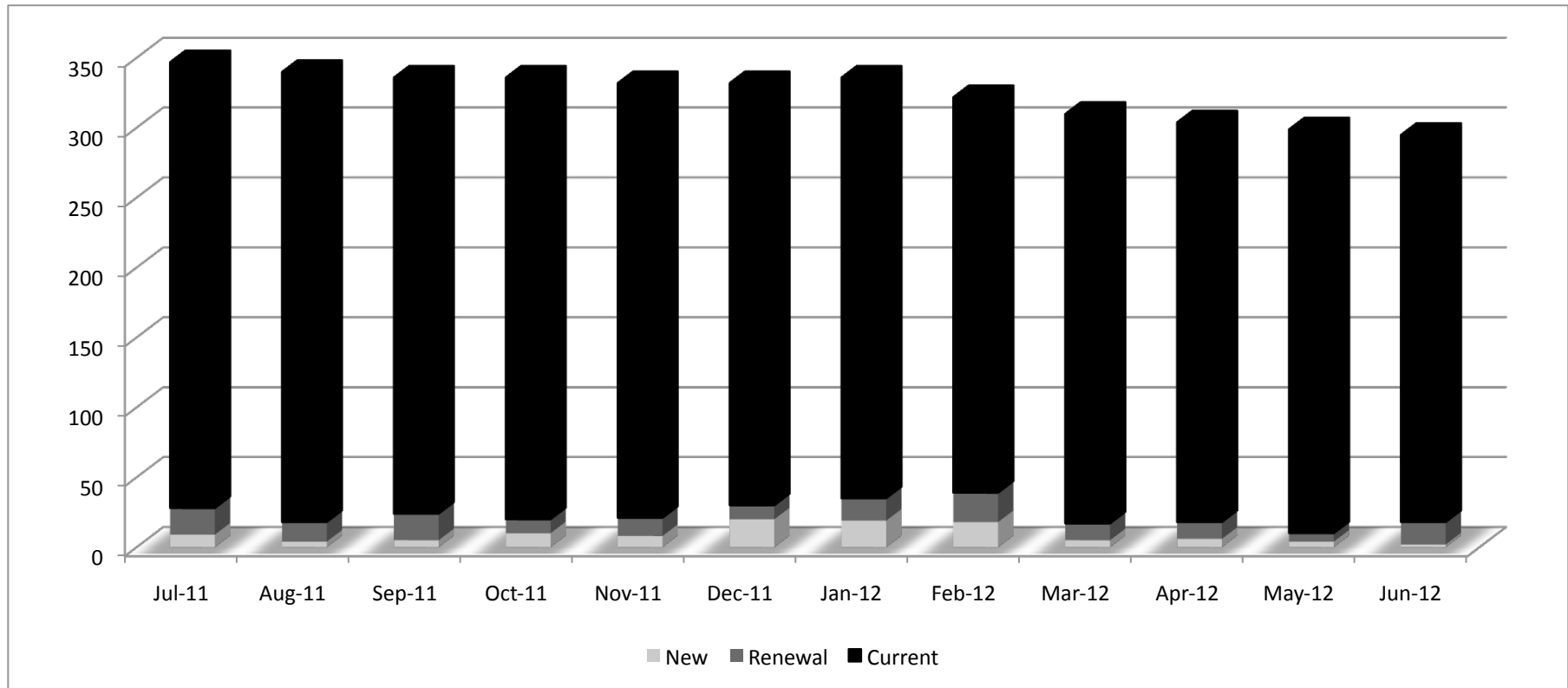
	<i>Jul-12</i>	<i>Aug-12</i>	<i>Sep-12</i>	<i>Oct-12</i>	<i>Nov-12</i>	<i>Dec-12</i>	<i>Jan-13</i>	<i>Feb-13</i>	<i>Mar-13</i>	<i>Apr-13</i>	<i>May-13</i>	<i>Jun-13</i>	<i>Total</i>
New	2	7	10	12	8	7	17	27	5	6	6	7	114
Renewal	10	15	16	12	7	17	12	15	5	7	11	7	134
Current	277	266	265	269	276	261	253	241	256	252	243	248	
Total	289	288	291	293	291	285	282	283	266	265	260	262	
Gain/Loss	-6	-1	3	2	-2	-6	-3	1	-17	-1	-5	2	-33
% Change	-2.03%	-0.35%	1.04%	0.69%	-0.68%	-2.06%	-1.05%	0.35%	-6.01%	-0.38%	-1.89%	0.77%	-11.19%
Non-renew	8	8	7	10	10	13	20	26	22	7	11	5	147

Membership Growth: 1% Bronze = \$50, 2% Silver = \$75, 3% Gold = \$100, and 10% Diamond = \$200

Northern Illinois Reading Council

Yearlong Trend of Total Membership

July 2011 to June 2012



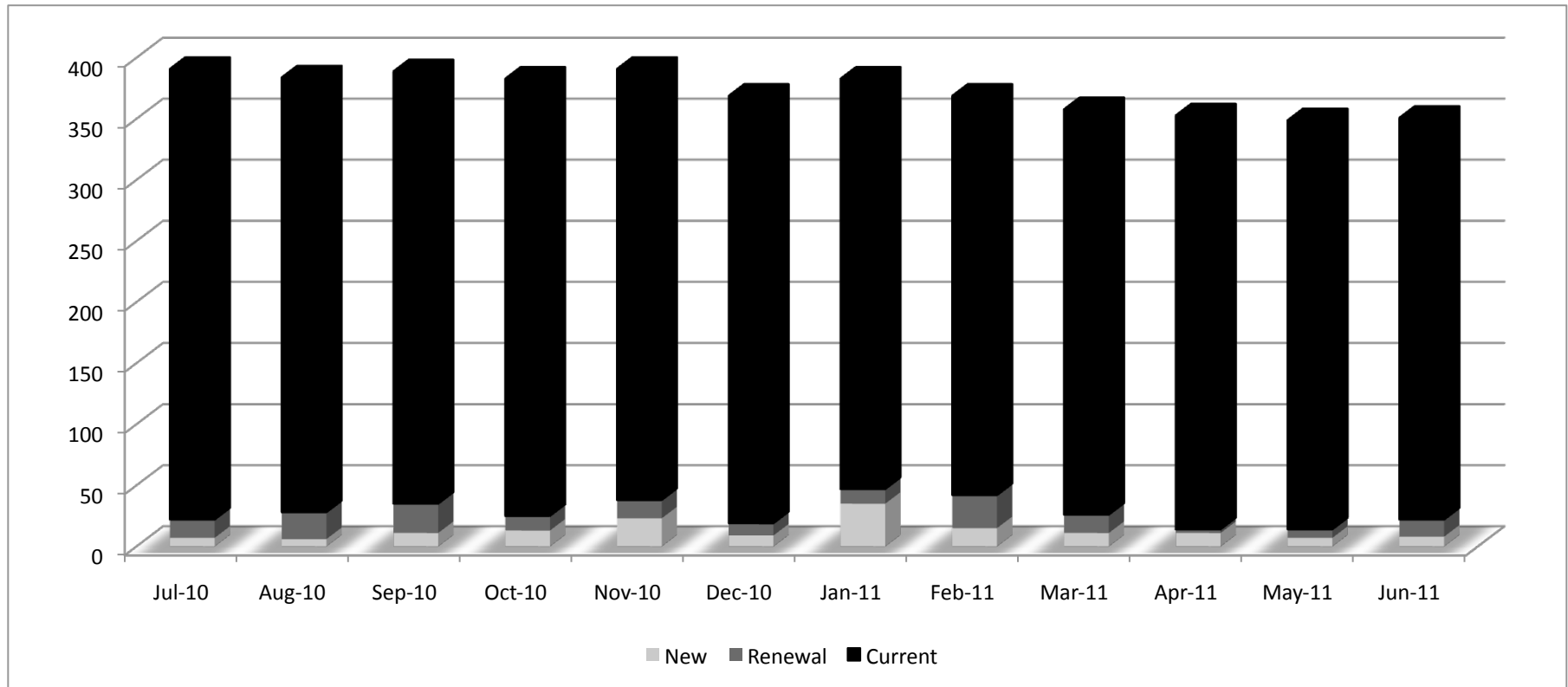
	<i>Jul-11</i>	<i>Aug-11</i>	<i>Sep-11</i>	<i>Oct-11</i>	<i>Nov-11</i>	<i>Dec-11</i>	<i>Jan-12</i>	<i>Feb-12</i>	<i>Mar-12</i>	<i>Apr-12</i>	<i>May-12</i>	<i>Jun-12</i>	<i>Total</i>
New	9	4	5	10	8	20	19	18	5	6	4	2	110
Renewal	19	14	19	10	13	10	16	21	12	12	6	16	168
Current	319	322	312	316	311	302	301	283	293	286	289	277	
Total	347	340	336	336	332	332	336	322	310	304	299	295	
Gain/Loss	-4	-7	-4	0	-4	0	4	-14	-12	-6	-5	-4	-56
% Change	-1.14%	-2.02%	-1.18%	0.00%	-1.19%	0.00%	1.20%	-4.17%	-3.73%	-1.94%	-1.64%	-1.34%	-15.95%
Non-renew	13	11	9	10	12	20	15	32	17	12	9	6	166

Membership Growth: 1% Bronze = \$50, 2% Silver = \$75, 3% Gold = \$100, and 10% Diamond = \$200

Northern Illinois Reading Council

Yearlong Trend of Total Membership

July 2010 to June 2011



	<i>Jul-10</i>	<i>Aug-10</i>	<i>Sep-10</i>	<i>Oct-10</i>	<i>Nov-10</i>	<i>Dec-10</i>	<i>Jan-11</i>	<i>Feb-11</i>	<i>Mar-11</i>	<i>Apr-11</i>	<i>May-11</i>	<i>Jun-11</i>	<i>Total</i>
New	7	6	11	13	23	9	35	15	11	11	7	8	156
Renewal	15	22	24	12	15	10	12	27	15	3	7	14	176
Current	369	356	354	358	353	350	336	327	332	339	335	329	
Total	391	384	389	383	391	369	383	369	358	353	349	351	
Gain/Loss	0	-7	5	-6	8	-22	14	-14	-11	-5	-4	2	-40
% Change	0.00%	-1.79%	1.30%	-1.54%	2.09%	-5.63%	3.79%	-3.66%	-2.98%	-1.40%	-1.13%	0.57%	-10.23%
Non-renew	7	13	6	19	15	31	21	29	22	16	11	6	196