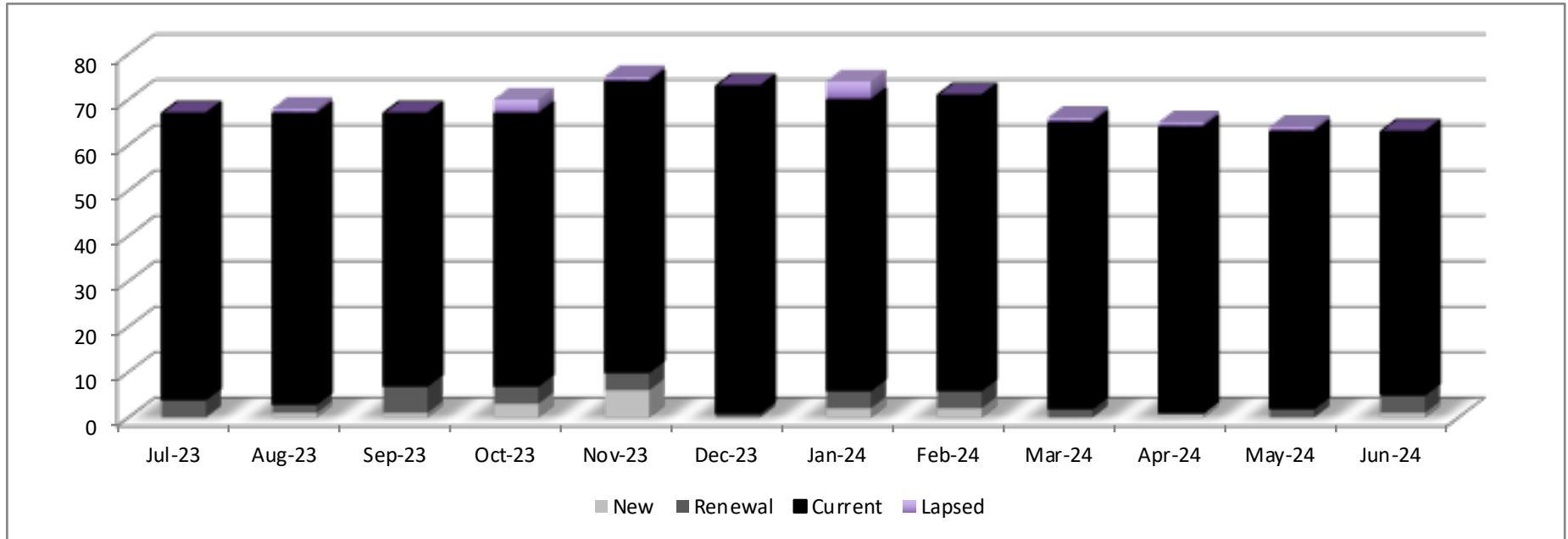


Secondary Reading League (SRL)

Yearlong Trend of Total Membership

July 2023 to June 2024



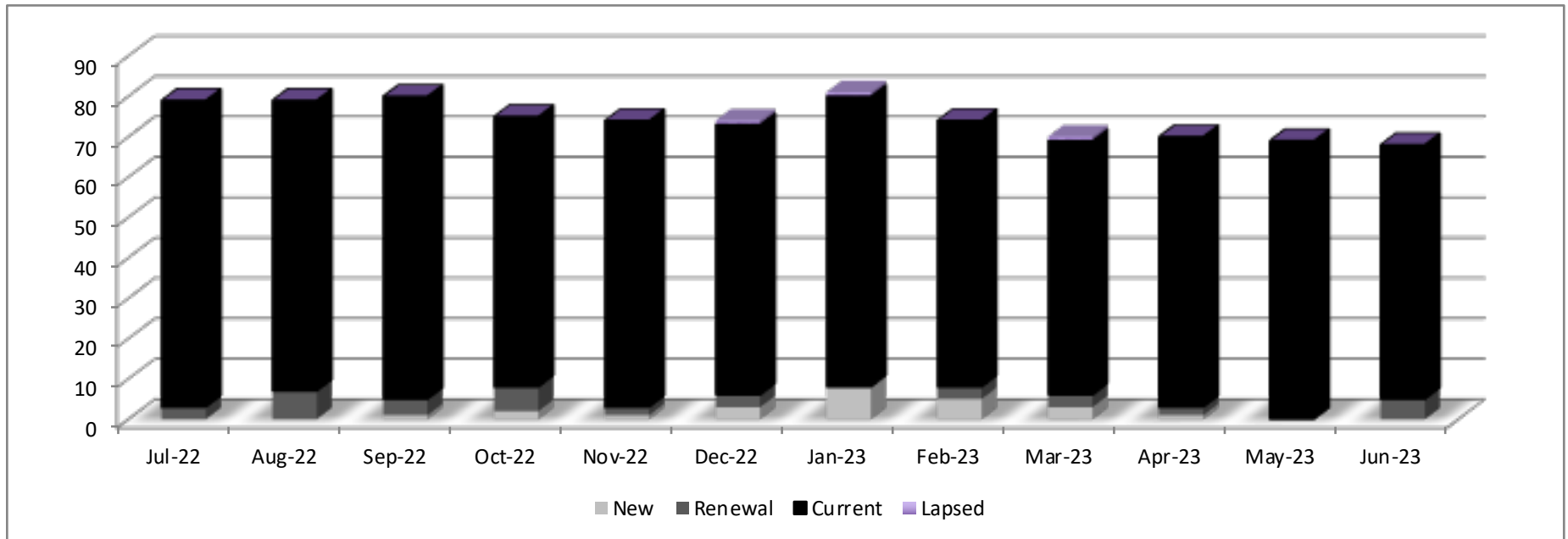
	Jul-23	Aug-23	Sep-23	Oct-23	Nov-23	Dec-23	Jan-24	Feb-24	Mar-24	Apr-24	May-24	Jun-24	Total
New	0	1	1	3	6	0	2	2	0	1	0	1	17
Lapsed	0	1	0	3	1	0	4	0	1	1	1	0	12
Renewal	4	2	6	4	4	1	4	4	2	0	2	4	37
Current	63	64	60	60	64	72	64	65	63	63	61	58	
Total	67	68	67	70	75	73	74	71	66	65	64	63	
Gain/Loss	-1	1	-1	3	5	-2	1	-3	-5	-1	-1	-1	-5
% Change	-1.47%	1.49%	-1.47%	4.48%	7.14%	-2.67%	1.37%	-4.05%	-7.04%	-1.52%	-1.54%	-1.56%	-7.35%
Non-Renew	1	1	2	3	2	2	4	5	6	3	2	2	33
Student NR	0	0	0	0	0	0	0	1	0	1	0	0	2
	YTD % of Renewals (w/o Student Non-Renewals)												74.24%

Growth or Retention: Bronze: 1% or 65%; Silver: 2% or 70%; Gold: 3% or 75%; and Diamond: 10% or 80%

Secondary Reading League (SRL)

Yearlong Trend of Total Membership

July 2022 to June 2023



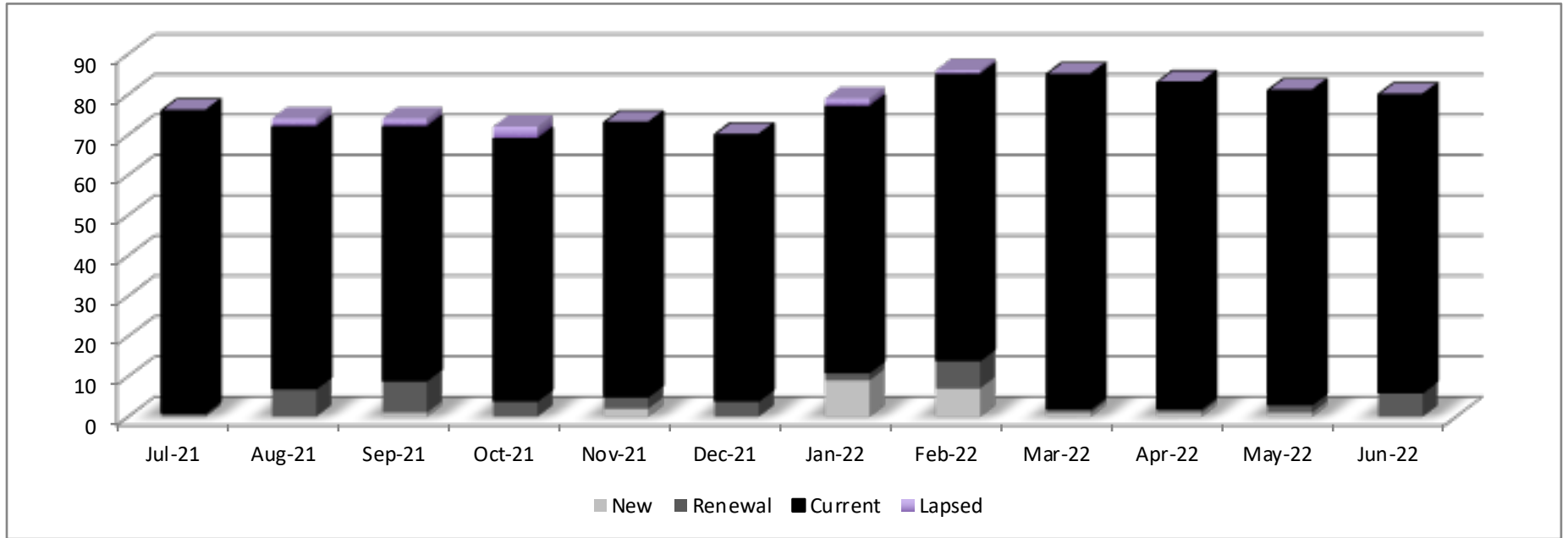
	Jul-22	Aug-22	Sep-22	Oct-22	Nov-22	Dec-22	Jan-23	Feb-23	Mar-23	Apr-23	May-23	Jun-23	Total
New	0	0	1	2	1	3	8	5	3	1	0	0	24
Lapsed	0	0	0	0	0	1	1	0	1	0	0	0	3
Renewal	3	7	4	6	2	3	0	3	3	2	0	5	38
Current	76	72	75	67	71	67	72	66	63	67	69	63	
Total	79	79	80	75	74	74	81	74	70	70	69	68	
Gain/Loss	-1	0	1	-5	-1	0	7	-7	-4	0	-1	-1	-12
% Change	-1.25%	0.00%	1.27%	-6.25%	-1.33%	0.00%	9.46%	-8.64%	-5.41%	0.00%	-1.43%	-1.45%	-15.00%
Non-renew	1	0	0	7	2	4	2	12	7	1	1	1	38
	YTD # of Student Members Non-Renewals												2
	YTD % of Renewals (w/o Student Non-Renewals)												52.56%

Growth or Retention: Bronze: 1% or 65%; Silver: 2% or 70%; Gold: 3% or 75%; and Diamond: 10% or 80%

Secondary Reading League (SRL)

Yearlong Trend of Total Membership

July 2021 to June 2022



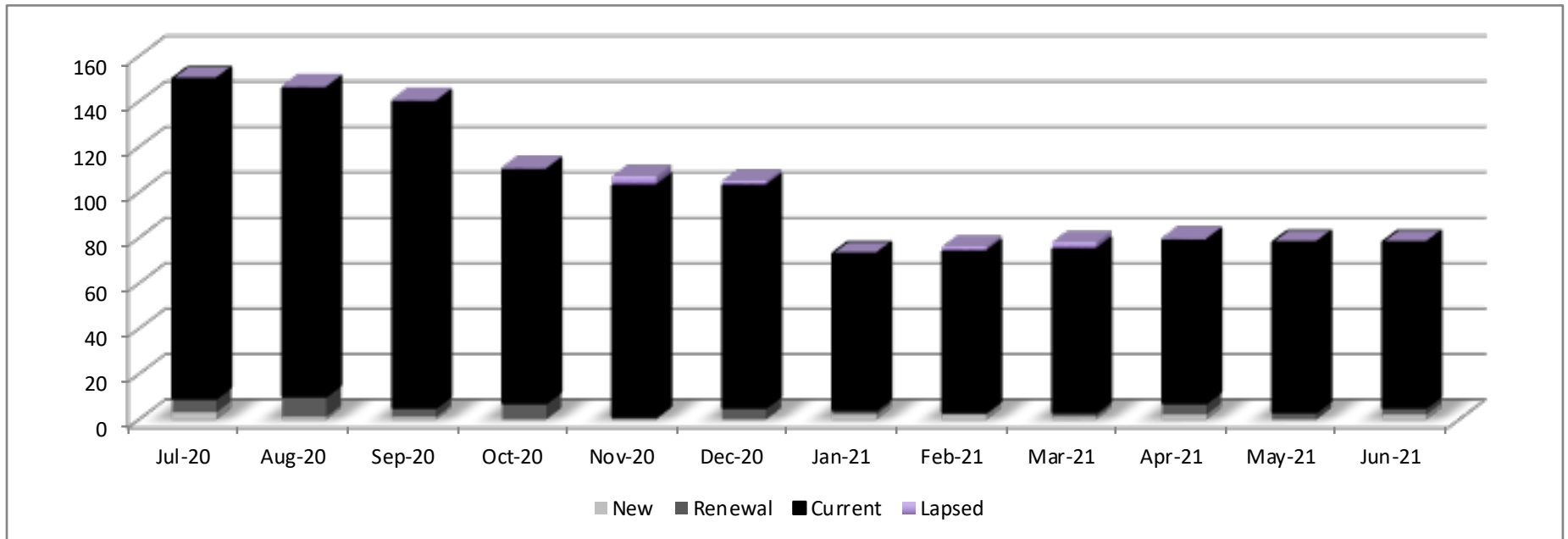
	Jul-21	Aug-21	Sep-21	Oct-21	Nov-21	Dec-21	Jan-22	Feb-22	Mar-22	Apr-22	May-22	Jun-22	Total
New	0	0	1	0	2	0	9	7	1	1	1	0	22
Lapsed	0	2	2	3	0	0	2	1	0	0	0	0	10
Renewal	1	7	8	4	3	4	2	7	1	1	2	6	46
Current	75	65	63	65	68	66	66	71	83	81	78	74	
Total	76	74	74	72	73	70	79	86	85	83	81	80	
Gain/Loss	-2	-2	0	-2	1	-3	9	7	-1	-2	-2	-1	2
% Change	-2.56%	-2.63%	0.00%	-2.70%	1.39%	-4.11%	12.86%	8.86%	-1.16%	-2.35%	-2.41%	-1.23%	2.56%
Non-renew	2	3	2	5	1	3	2	1	2	3	3	1	28
	YTD # of Student Members Non-Renewals												2
	YTD % of Renewals (w/o Student Non-Renewals)												73.68%

Growth or Retention: Bronze: 1% or 65%; Silver: 2% or 70%; Gold: 3% or 75%; and Diamond: 10% or 80%

Secondary Reading League (SRL)

Yearlong Trend of Total Membership

July 2020 to June 2021



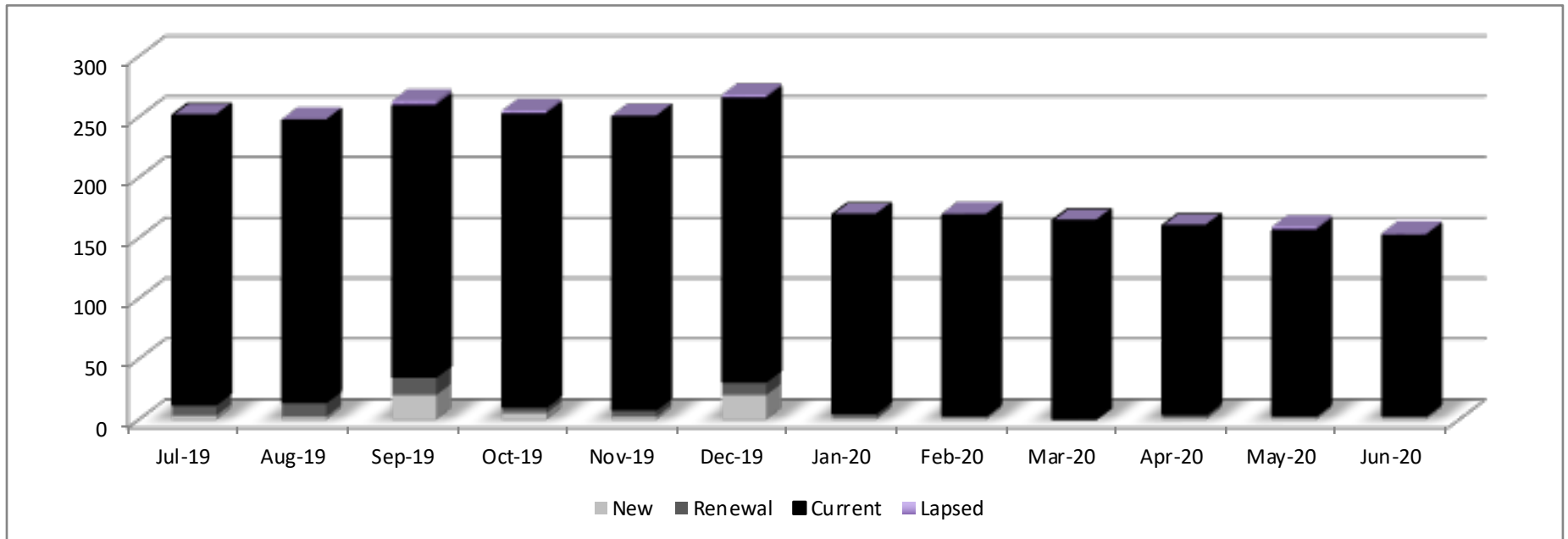
	Jul-20	Aug-20	Sep-20	Oct-20	Nov-20	Dec-20	Jan-21	Feb-21	Mar-21	Apr-21	May-21	Jun-21	Total	
New	3	1	1	0	0	0	2	2	1	2	0	2	14	
Lapsed	0	1	1	1	4	2	0	2	3	1	0	0	15	
Renewal	6	9	4	7	1	5	2	1	2	5	3	3	48	
Current	141	136	135	103	102	98	69	71	72	72	75	73		
Total	150	147	141	111	107	105	73	76	78	80	78	78		
Gain/Loss	-4	-3	-6	-30	-4	-2	-32	3	2	2	-2	0	-76	
% Change	-2.60%	-2.00%	-4.08%	-21.28%	-3.60%	-1.87%	-30.48%	4.11%	2.63%	2.56%	-2.50%	0.00%	-49.35%	
Non-renew	7	5	8	31	8	4	33	1	2	1	2	2	104	
													YTD # of Student Members Non-Renewals	11
													YTD % of Renewals (w/o Student Non-Renewals)	44.06%

Growth or Retention: Bronze: 1% or 65%; Silver: 2% or 70%; Gold: 3% or 75%; and Diamond: 10% or 80%

Secondary Reading League (SRL)

Yearlong Trend of Total Membership

July 2019 to June 2020



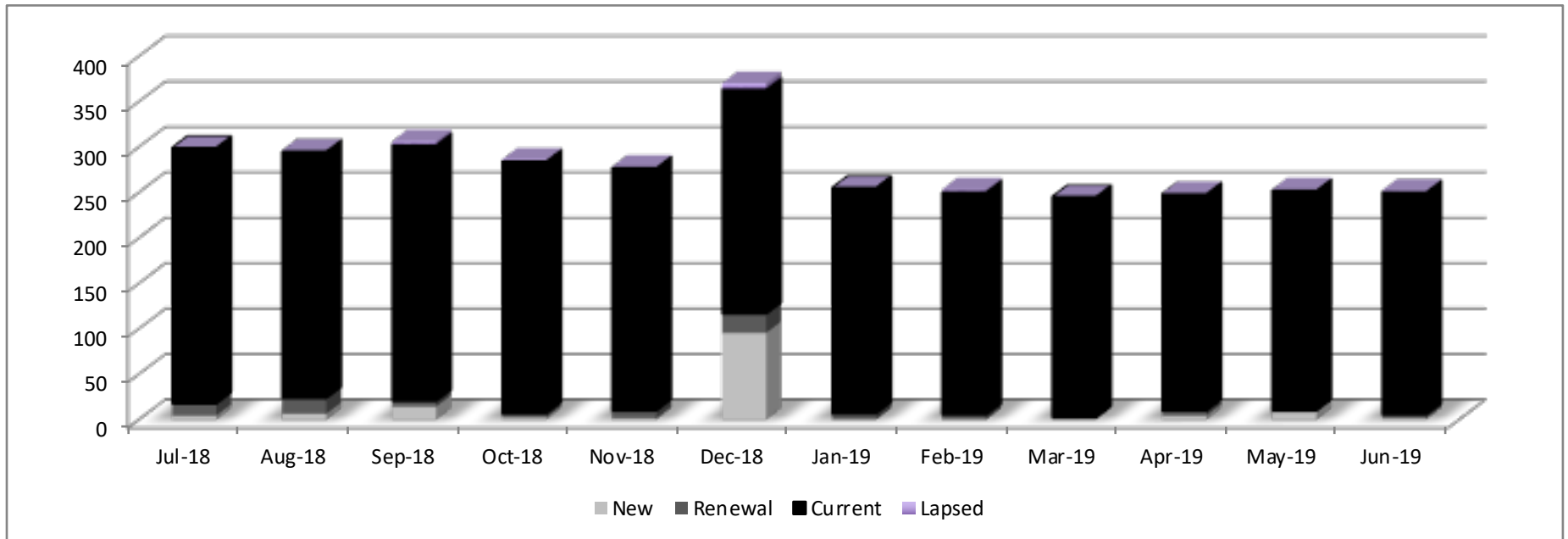
	Jul-19	Aug-19	Sep-19	Oct-19	Nov-19	Dec-19	Jan-20	Feb-20	Mar-20	Apr-20	May-20	Jun-20	Total
New	3	2	20	5	2	20	1	1	0	1	1	1	57
Lapsed	0	1	4	3	1	3	0	1	0	0	3	2	18
Renewal	9	12	15	5	6	11	4	2	0	3	2	2	71
Current	239	233	224	242	242	234	164	166	164	156	153	149	
Total	251	248	263	255	251	268	169	170	164	160	159	154	
Gain/Loss	-1	-3	15	-8	-4	17	-99	1	-6	-4	-1	-5	-98
% Change	-0.40%	-1.20%	6.05%	-3.04%	-1.57%	6.77%	-36.94%	0.59%	-3.53%	-2.44%	-0.63%	-3.14%	-38.89%
Non-renew	2	4	9	16	5	6	100	1	6	4	5	8	166
													YTD # of Student Members Non-Renewals
													4
													YTD % of Renewals (w/o Student Non-Renewals)
													35.89%

Growth or Retention: Bronze: 1% or 65%; Silver: 2% or 70%; Gold: 3% or 75%; and Diamond: 10% or 80%

Secondary Reading League (SRL)

Yearlong Trend of Total Membership

July 2018 to June 2019

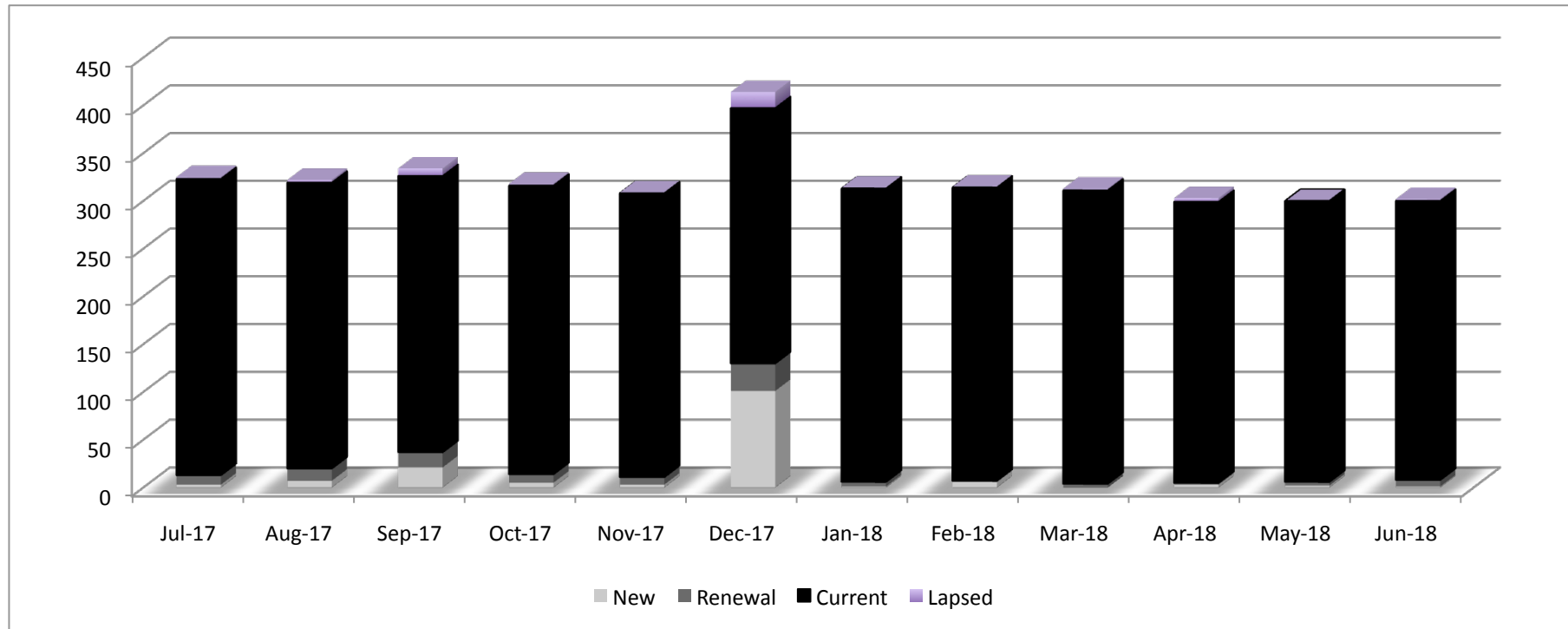


	Jul-18	Aug-18	Sep-18	Oct-18	Nov-18	Dec-18	Jan-19	Feb-19	Mar-19	Apr-19	May-19	Jun-19	Total
New	4	6	14	2	1	95	0	0	0	4	8	1	135
Lapsed	0	1	4	2	1	7	0	3	0	1	1	2	22
Renewal	13	17	6	4	8	21	6	5	2	5	1	4	92
Current	282	272	282	278	268	247	249	245	243	239	243	245	
Total	299	296	306	286	278	370	255	253	245	249	253	252	
Gain/Loss	-3	-3	10	-20	-8	92	-115	-2	-8	4	4	-1	-50
% Change	-0.99%	-1.00%	3.38%	-6.54%	-2.80%	33.09%	-31.08%	-0.78%	-3.16%	1.63%	1.61%	-0.40%	-16.56%
Non-renew	3	7	8	23	9	10	115	5	7	1	5	2	195
	YTD # of Student Members Non-Renewals												19
	YTD % of Renewals (w/o Student Non-Renewals)												40.28%

Growth or Retention: Bronze: 1% or 65%; Silver: 2% or 70%; Gold: 3% or 75%; and Diamond: 10% or 80%

Secondary Reading League (SRL)

Yearlong Trend of Total Membership July 2017 to June 2018

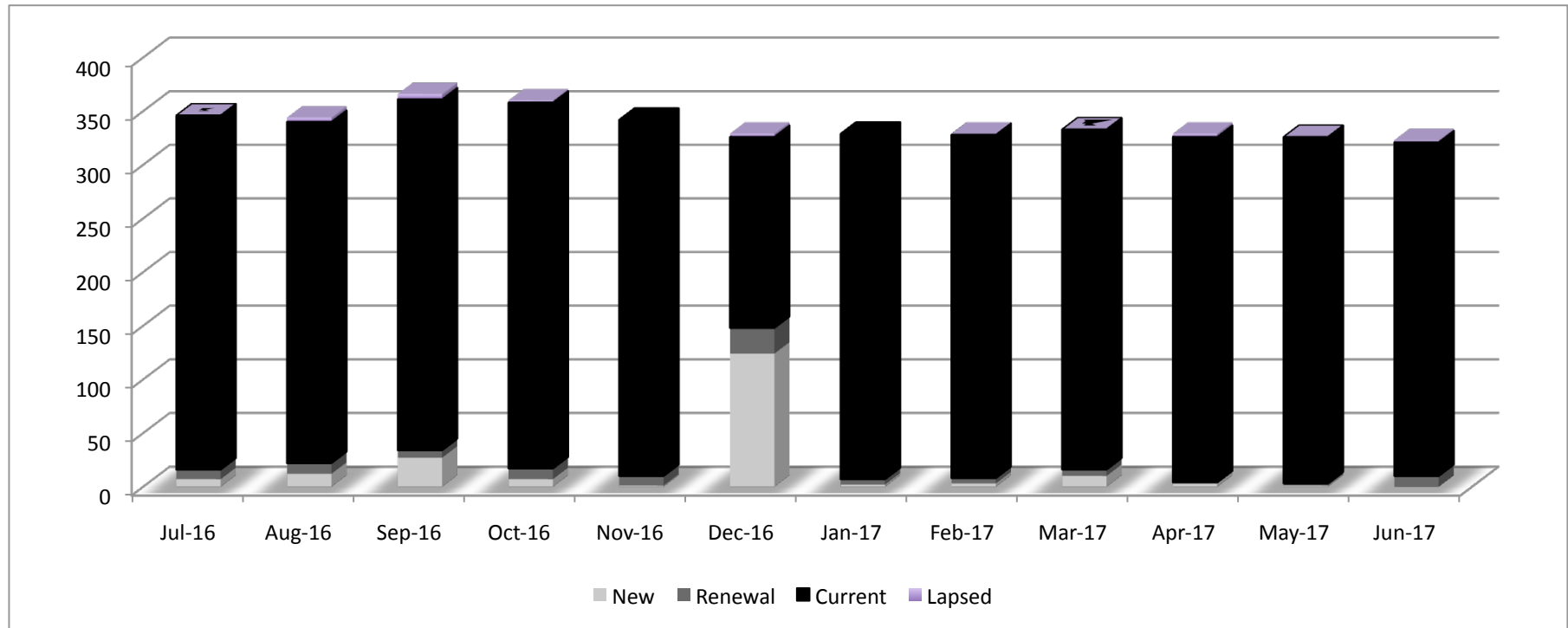


	<i>Jul-17</i>	<i>Aug-17</i>	<i>Sep-17</i>	<i>Oct-17</i>	<i>Nov-17</i>	<i>Dec-17</i>	<i>Jan-18</i>	<i>Feb-18</i>	<i>Mar-18</i>	<i>Apr-18</i>	<i>May-18</i>	<i>Jun-18</i>	<i>Total</i>
New	3	7	21	5	3	101	1	7	0	3	2	1	154
Lapsed	2	3	8	2	1	17	1	1	2	4	0	2	43
Renewal	10	13	16	9	8	29	5	0	4	2	4	7	107
Current	310	299	289	302	297	267	307	307	307	294	294	292	
Total	325	322	334	318	309	414	314	315	313	303	300	302	
Gain/Loss	2	-3	12	-16	-9	105	-100	1	-2	-10	-3	2	-21
% Change	0.62%	-0.92%	3.73%	-4.79%	-2.83%	33.98%	-24.15%	0.32%	-0.63%	-3.19%	-0.99%	0.67%	-6.50%
Non-renew	3	13	17	23	13	13	102	7	4	17	5	1	218
	YTD # of Student Members Non-Renewals												22
	YTD % of Renewals (w/o Student Non-Renewals)												49.83%

Growth or Retention: Bronze: 1% or 65%; Silver: 2% or 70%; Gold: 3% or 75%; and Diamond: 10% or 80%

Secondary Reading League (SRL)

Yearlong Trend of Total Membership July 2016 to June 2017

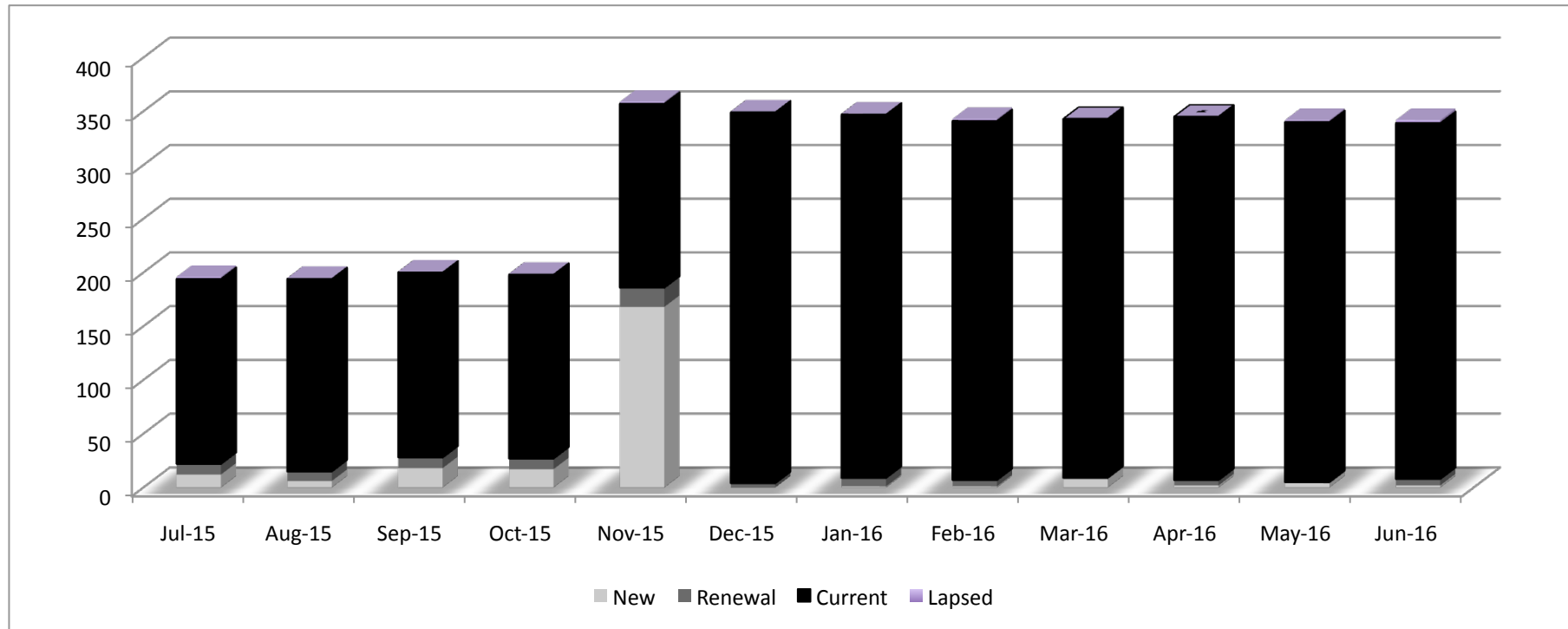


	<i>Jul-16</i>	<i>Aug-16</i>	<i>Sep-16</i>	<i>Oct-16</i>	<i>Nov-16</i>	<i>Dec-16</i>	<i>Jan-17</i>	<i>Feb-17</i>	<i>Mar-17</i>	<i>Apr-17</i>	<i>May-17</i>	<i>Jun-17</i>	<i>Total</i>
New	7	12	27	7	1	124	2	3	10	3	1	0	197
Lapsed	0	4	5	2	0	3	0	1	0	3	0	2	20
Renewal	9	10	7	10	9	24	5	5	6	1	2	10	98
Current	330	318	327	341	332	178	322	320	317	322	323	311	
Total	346	344	366	360	342	329	329	329	333	329	326	323	
Gain/Loss	4	-2	22	-6	-18	-13	0	0	4	-4	-3	-3	-19
% Change	1.17%	-0.58%	6.40%	-1.64%	-5.00%	-3.80%	0.00%	0.00%	1.22%	-1.20%	-0.91%	-0.92%	-5.56%
Non-renew	3	18	10	15	19	140	2	4	6	10	4	5	236
	YTD # of Student Members Non-Renewals												20
	YTD % of Renewals (w/o Student Non-Renewals)												29.19%

Growth or Retention: Bronze \$50: 1% or 65%; Silver \$75: 2% or 70%; Gold \$100: 3% or 75%; and Diamond \$200: 10% or 80%

Secondary Reading League (SRL)

Yearlong Trend of Total Membership July 2015 to June 2016

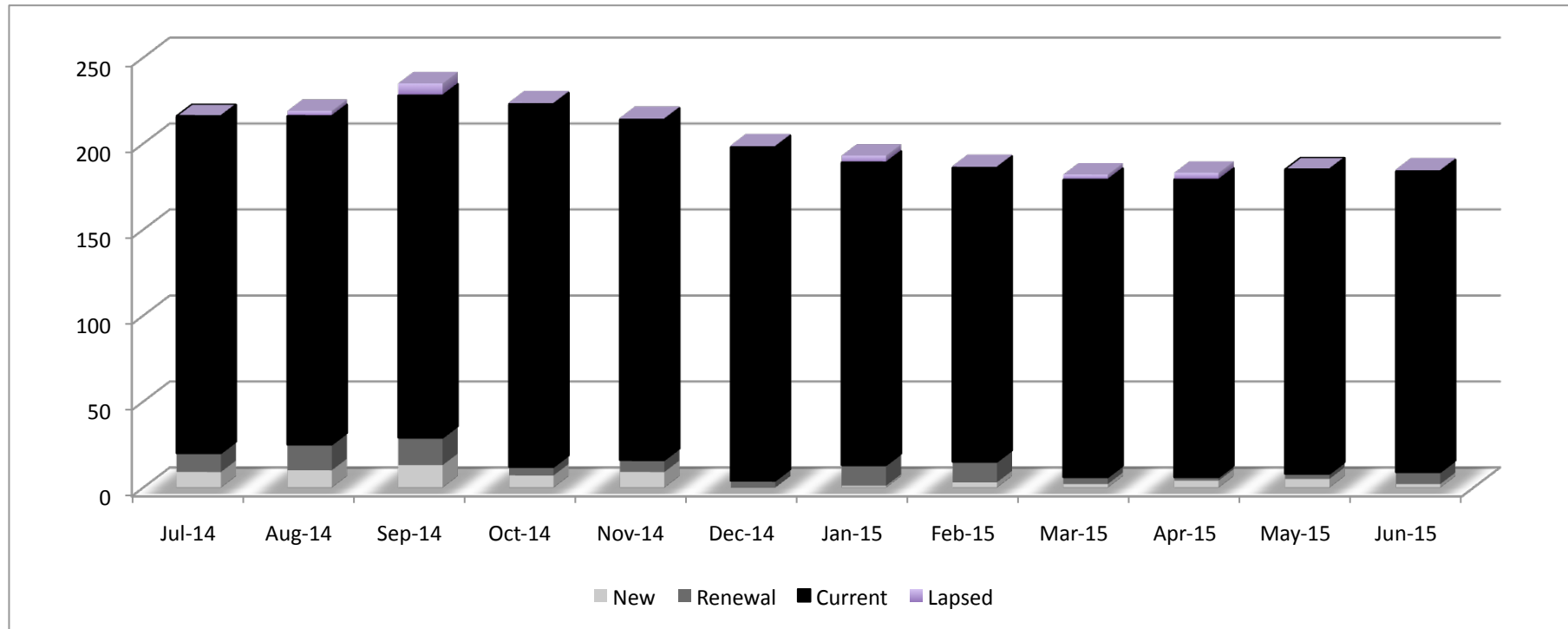


	<i>Jul-15</i>	<i>Aug-15</i>	<i>Sep-15</i>	<i>Oct-15</i>	<i>Nov-15</i>	<i>Dec-15</i>	<i>Jan-16</i>	<i>Feb-16</i>	<i>Mar-16</i>	<i>Apr-16</i>	<i>May-16</i>	<i>Jun-16</i>	<i>Total</i>
<i>New</i>	12	6	18	17	168	0	1	1	9	2	4	2	240
<i>Lapsed</i>	2	1	1	1	2	1	1	2	0	0	2	3	16
<i>Renewal</i>	10	9	10	10	18	4	8	6	0	5	1	6	87
<i>Current</i>	172	179	172	171	171	345	338	334	334	338	335	331	
<i>Total</i>	196	195	201	199	359	350	348	343	343	345	342	342	
<i>Gain/Loss</i>	11	-1	6	-2	160	-9	-2	-5	0	2	-3	0	157
<i>% Change</i>	5.95%	-0.51%	3.08%	-1.00%	80.40%	-2.51%	-0.57%	-1.44%	0.00%	0.58%	-0.87%	0.00%	84.86%
<i>Non-renew</i>	3	8	13	20	10	10	4	8	9	0	9	5	99
	<i>YTD # of Student Members Non-Renewals</i>												3
	<i>YTD % of Renewals (w/o Student Non-Renewals)</i>												56.59%

Growth or Retention: Bronze \$50: 1% or 65%; Silver \$75: 2% or 70%; Gold \$100: 3% or 75%; and Diamond \$200: 10% or 80%

Secondary Reading League (SRL)

Yearlong Trend of Total Membership July 2014 to June 2015

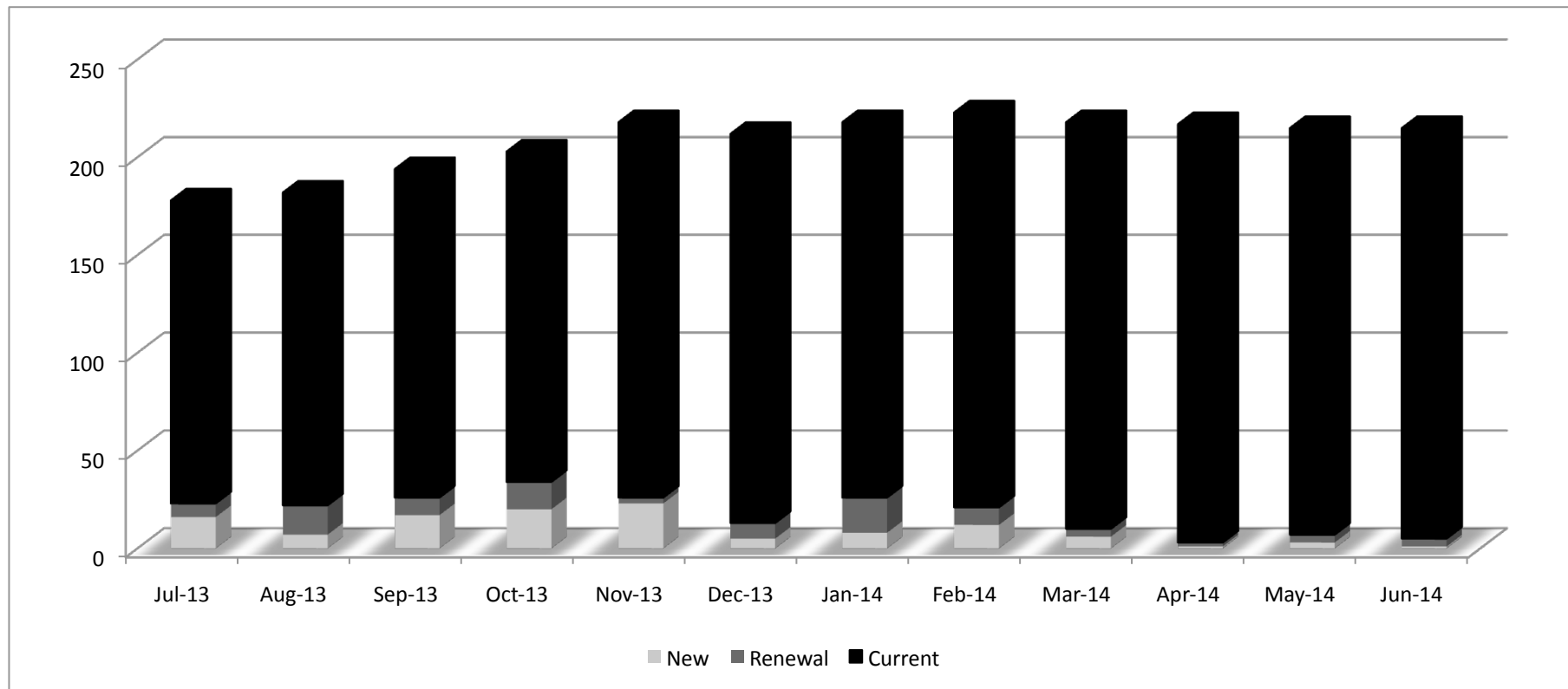


	<i>Jul-14</i>	<i>Aug-14</i>	<i>Sep-14</i>	<i>Oct-14</i>	<i>Nov-14</i>	<i>Dec-14</i>	<i>Jan-15</i>	<i>Feb-15</i>	<i>Mar-15</i>	<i>Apr-15</i>	<i>May-15</i>	<i>Jun-15</i>	<i>Total</i>
New	9	10	13	7	9	0	1	3	2	4	5	2	65
Lapsed	0	3	7	1	1	1	4	1	3	4	0	1	26
Renewal	11	15	16	5	7	4	12	12	4	2	3	7	98
Current	196	191	199	211	198	194	176	171	173	173	177	175	
Total	216	219	235	224	215	199	193	187	182	183	185	185	
Gain/Loss	1	3	16	-11	-9	-16	-6	-6	-5	1	2	0	-30
% Change	0.47%	1.39%	7.31%	-4.68%	-4.02%	-7.44%	-3.02%	-3.11%	-2.67%	0.55%	1.09%	0.00%	-13.95%
Non-renew	8	10	4	19	19	17	11	10	10	7	3	3	121
	YTD # of Student Members Non-Renewals												4
	YTD % of Renewals (w/o Student Non-Renewals)												58.77%

Growth or Retention: Bronze \$50: 1% or 65%; Silver \$75: 2% or 70%; Gold \$100: 3% or 75%; and Diamond \$200: 10% or 80%

Secondary Reading League (SRL)

Yearlong Trend of Total Membership July 2013 to June 2014

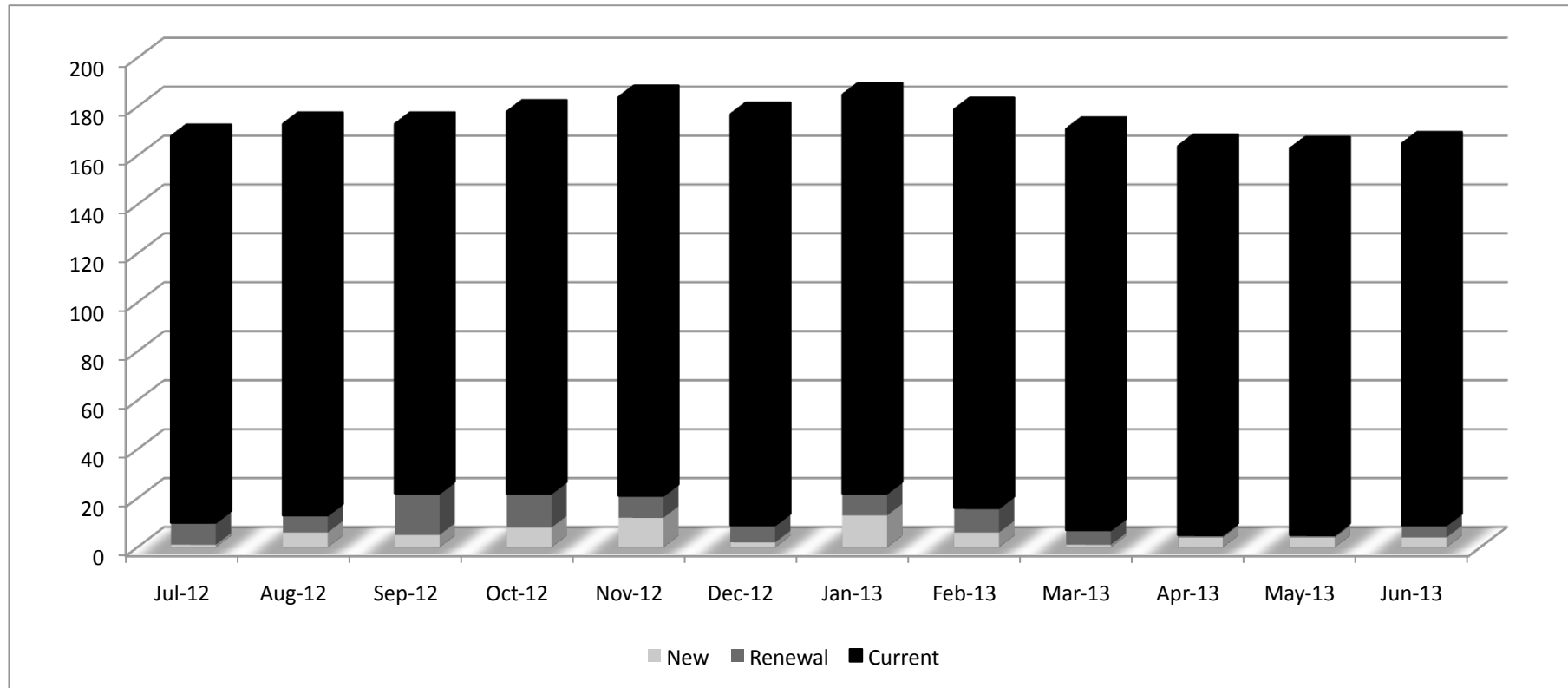


	<i>Jul-13</i>	<i>Aug-13</i>	<i>Sep-13</i>	<i>Oct-13</i>	<i>Nov-13</i>	<i>Dec-13</i>	<i>Jan-14</i>	<i>Feb-14</i>	<i>Mar-14</i>	<i>Apr-14</i>	<i>May-14</i>	<i>Jun-14</i>	<i>Total</i>
New	16	7	17	20	23	5	8	12	6	1	3	1	119
Renewal	7	15	9	14	3	8	18	9	4	2	4	4	97
Current	155	160	168	169	192	199	192	202	208	214	208	210	
Total	178	182	194	203	218	212	218	223	218	217	215	215	
Gain/Loss	13	4	12	9	15	-6	6	5	-5	-1	-2	0	50
% Change	7.88%	2.25%	6.59%	4.64%	7.39%	-2.75%	2.83%	2.29%	-2.24%	-0.46%	-0.92%	0.00%	30.30%
Non-renew	3	3	5	11	8	11	2	7	11	2	5	1	69

Membership Growth: 1% Bronze = \$50, 2% Silver = \$75, 3% Gold = \$100, and 10% Diamond = \$200

Secondary Reading League (SRL)

Yearlong Trend of Total Membership July 2012 to June 2013

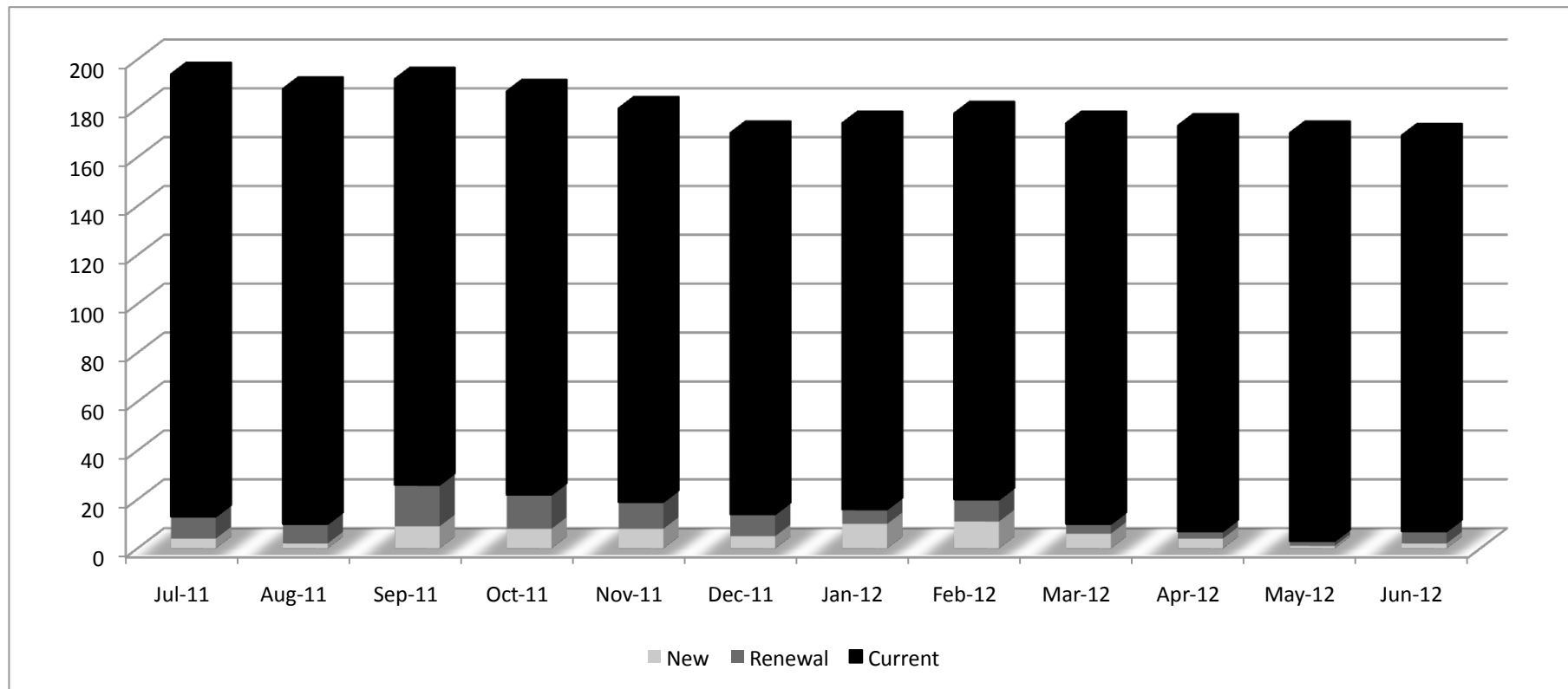


	<i>Jul-12</i>	<i>Aug-12</i>	<i>Sep-12</i>	<i>Oct-12</i>	<i>Nov-12</i>	<i>Dec-12</i>	<i>Jan-13</i>	<i>Feb-13</i>	<i>Mar-13</i>	<i>Apr-13</i>	<i>May-13</i>	<i>Jun-13</i>	<i>Total</i>
New	1	6	5	8	12	2	13	6	1	4	4	4	66
Renewal	9	7	17	14	9	7	9	10	6	1	1	5	95
Current	158	160	151	156	163	168	163	163	164	159	158	156	
Total	168	173	173	178	184	177	185	179	171	164	163	165	
Gain/Loss	-1	5	0	5	6	-7	8	-6	-8	-7	-1	2	-4
% Change	-0.59%	2.98%	0.00%	2.89%	3.37%	-3.80%	4.52%	-3.24%	-4.47%	-4.09%	-0.61%	1.23%	-2.37%
Non-renew	2	1	5	3	6	9	5	12	9	11	5	2	70

Membership Growth: 1% Bronze = \$50, 2% Silver = \$75, 3% Gold = \$100, and 10% Diamond = \$200

Secondary Reading League (SRL)

Yearlong Trend of Total Membership July 2011 to June 2012

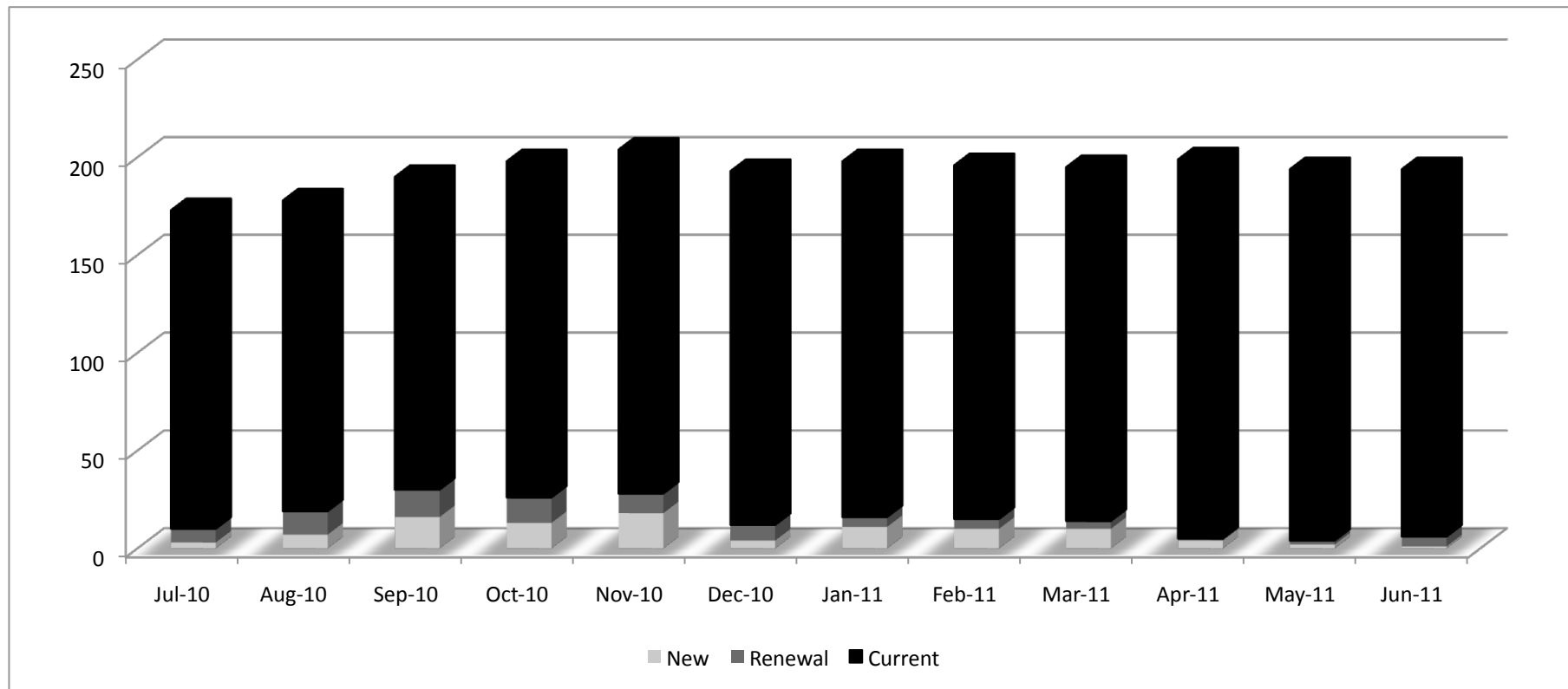


	<i>Jul-11</i>	<i>Aug-11</i>	<i>Sep-11</i>	<i>Oct-11</i>	<i>Nov-11</i>	<i>Dec-11</i>	<i>Jan-12</i>	<i>Feb-12</i>	<i>Mar-12</i>	<i>Apr-12</i>	<i>May-12</i>	<i>Jun-12</i>	<i>Total</i>
<i>New</i>	4	2	9	8	8	5	10	11	6	4	1	2	70
<i>Renewal</i>	9	8	17	14	11	9	6	9	4	3	2	5	97
<i>Current</i>	181	178	166	165	161	156	158	158	164	166	167	162	
Total	194	188	192	187	180	170	174	178	174	173	170	169	
Gain/Loss	0	-6	4	-5	-7	-10	4	4	-4	-1	-3	-1	-25
% Change	0.00%	-3.09%	2.13%	-2.60%	-3.74%	-5.56%	2.35%	2.30%	-2.25%	-0.57%	-1.73%	-0.59%	-12.89%
Non-renew	4	8	5	13	15	15	6	7	10	5	4	3	95

Membership Growth: 1% Bronze = \$50, 2% Silver = \$75, 3% Gold = \$100, and 10% Diamond = \$200

Secondary Reading League (SRL)

Yearlong Trend of Total Membership July 2010 to June 2011



	<i>Jul-10</i>	<i>Aug-10</i>	<i>Sep-10</i>	<i>Oct-10</i>	<i>Nov-10</i>	<i>Dec-10</i>	<i>Jan-11</i>	<i>Feb-11</i>	<i>Mar-11</i>	<i>Apr-11</i>	<i>May-11</i>	<i>Jun-11</i>	<i>Total</i>
<i>New</i>	3	7	16	13	18	4	11	10	10	4	2	1	99
<i>Renewal</i>	7	12	14	13	10	8	5	5	4	1	2	5	86
<i>Current</i>	163	159	160	172	176	181	182	181	181	194	190	188	
Total	173	178	190	198	204	193	198	196	195	199	194	194	
<i>Gain/Loss</i>	2	5	12	8	6	-11	5	-2	-1	4	-5	0	23
<i>% Change</i>	1.17%	2.89%	6.74%	4.21%	3.03%	-5.39%	2.59%	-1.01%	-0.51%	2.05%	-2.51%	0.00%	13.45%
<i>Non-renew</i>	1	2	4	5	12	15	6	12	11	0	7	1	76