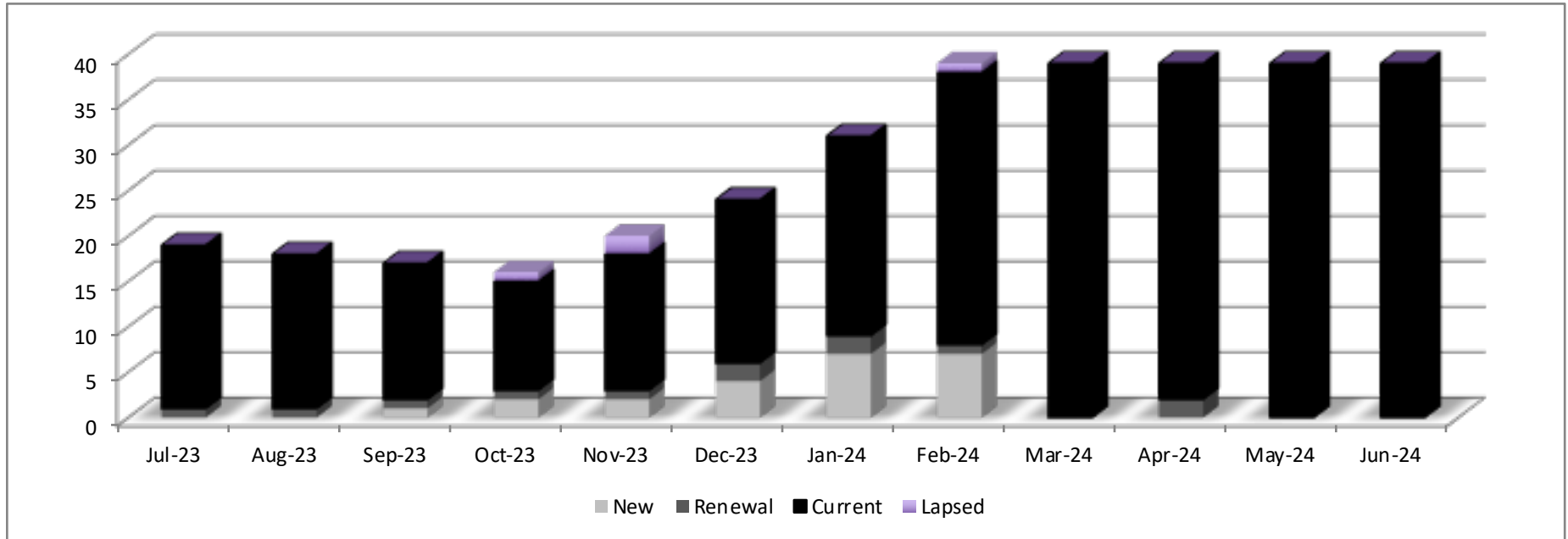


Sauk Valley Reading Council

Yearlong Trend of Total Membership

July 2023 to June 2024



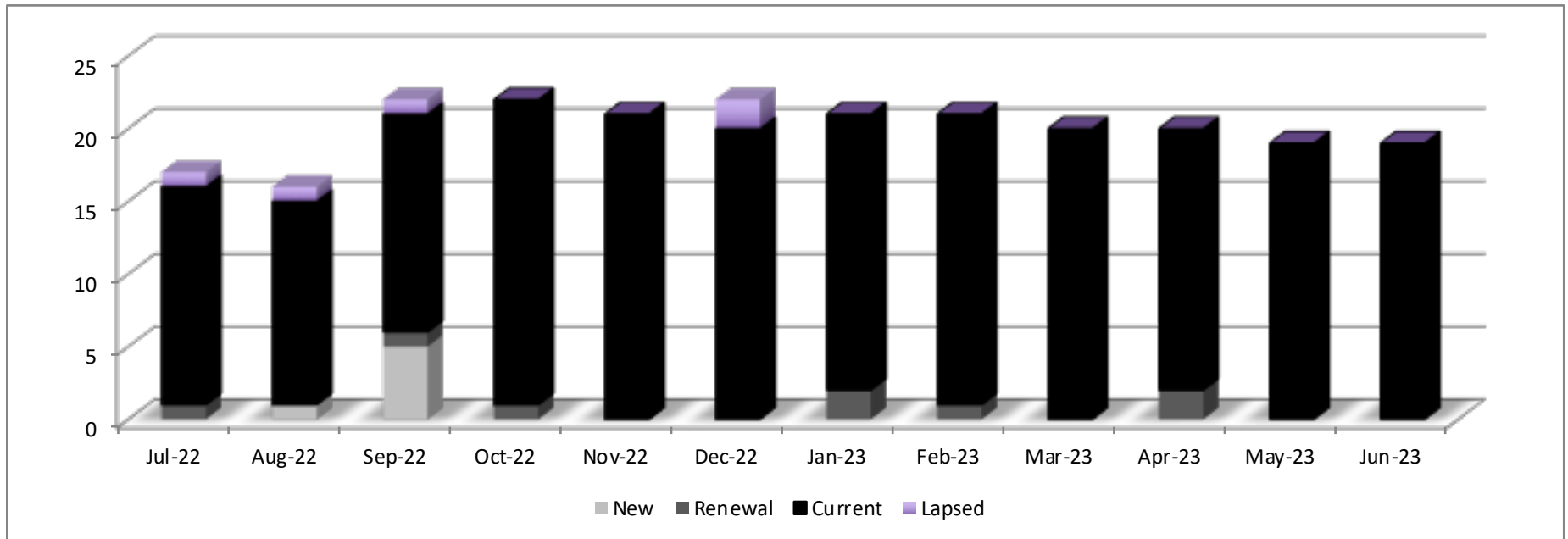
	Jul-23	Aug-23	Sep-23	Oct-23	Nov-23	Dec-23	Jan-24	Feb-24	Mar-24	Apr-24	May-24	Jun-24	Total
New	0	0	1	2	2	4	7	7	0	0	0	0	23
Lapsed	0	0	0	1	2	0	0	1	0	0	0	0	4
Renewal	1	1	1	1	1	2	2	1	0	2	0	0	12
Current	18	17	15	12	15	18	22	30	39	37	39	39	
Total	19	18	17	16	20	24	31	39	39	39	39	39	
Gain/Loss	0	-1	-1	-1	4	4	7	8	0	0	0	0	20
% Change	0.00%	-5.26%	-5.56%	-5.88%	25.00%	20.00%	29.17%	25.81%	0.00%	0.00%	0.00%	0.00%	105.26%
Non-Renew	0	1	2	4	0	0	0	0	0	0	0	0	7
Student NR	0	0	0	0	0	0	0	0	0	0	0	0	0
	YTD % of Renewals (w/o Student Non-Renewals)												84.21%

Growth or Retention: Bronze: 1% or 65%; Silver: 2% or 70%; Gold: 3% or 75%; and Diamond: 10% or 80%

Sauk Valley Reading Council

Yearlong Trend of Total Membership

July 2022 to June 2023



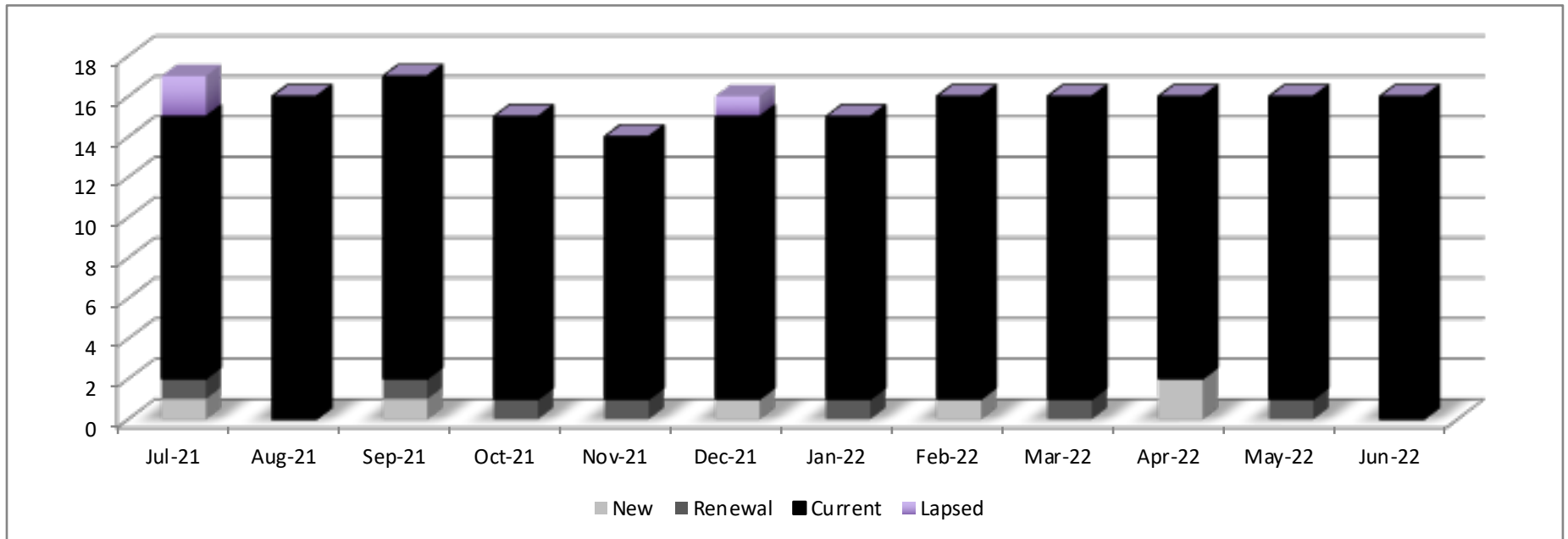
	<i>Jul-22</i>	<i>Aug-22</i>	<i>Sep-22</i>	<i>Oct-22</i>	<i>Nov-22</i>	<i>Dec-22</i>	<i>Jan-23</i>	<i>Feb-23</i>	<i>Mar-23</i>	<i>Apr-23</i>	<i>May-23</i>	<i>Jun-23</i>	<i>Total</i>
<i>New</i>	0	1	5	0	0	0	0	0	0	0	0	0	6
<i>Lapsed</i>	1	1	1	0	0	2	0	0	0	0	0	0	5
<i>Renewal</i>	1	0	1	1	0	0	2	1	0	2	0	0	8
<i>Current</i>	15	14	15	21	21	20	19	20	20	18	19	19	
<i>Total</i>	17	16	22	22	21	22	21	21	20	20	19	19	
<i>Gain/Loss</i>	1	-1	6	0	-1	1	-1	0	-1	0	-1	0	3
<i>% Change</i>	6.25%	-5.88%	37.50%	0.00%	-4.55%	4.76%	-4.55%	0.00%	-4.76%	0.00%	-5.00%	0.00%	18.75%
<i>Non-renew</i>	0	3	0	0	1	1	1	0	1	0	1	0	8
	<i>YTD # of Student Members Non-Renewals</i>												0
	<i>YTD % of Renewals (w/o Student Non-Renewals)</i>												81.25%

Growth or Retention: Bronze: 1% or 65%; Silver: 2% or 70%; Gold: 3% or 75%; and Diamond: 10% or 80%

Sauk Valley Reading Council

Yearlong Trend of Total Membership

July 2021 to June 2022



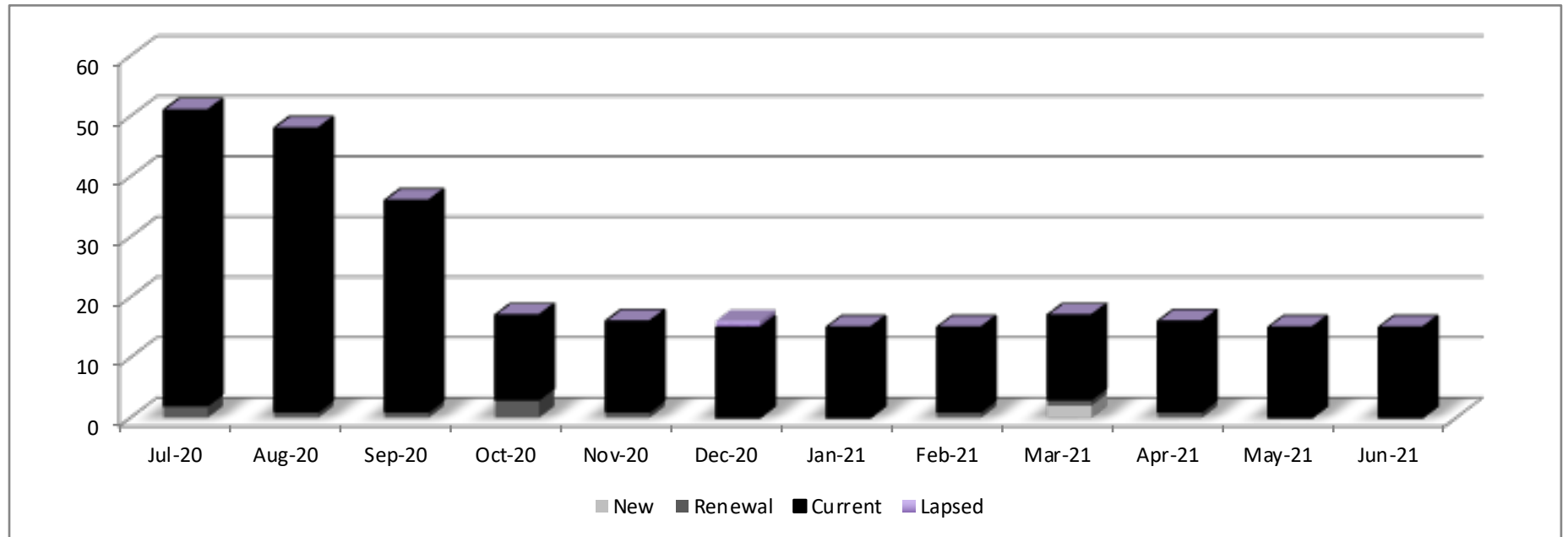
	Jul-21	Aug-21	Sep-21	Oct-21	Nov-21	Dec-21	Jan-22	Feb-22	Mar-22	Apr-22	May-22	Jun-22	Total
New	1	0	1	0	0	1	0	1	0	2	0	0	6
Lapsed	2	0	0	0	0	1	0	0	0	0	0	0	3
Renewal	1	0	1	1	1	0	1	0	1	0	1	0	7
Current	13	16	15	14	13	14	14	15	15	14	15	16	
Total	17	16	17	15	14	16	15	16	16	16	16	16	
Gain/Loss	2	-1	1	-2	-1	2	-1	1	0	0	0	0	1
% Change	13.33%	-5.88%	6.25%	-11.76%	-6.67%	14.29%	-6.25%	6.67%	0.00%	0.00%	0.00%	0.00%	6.67%
Non-renew	1	1	0	2	1	0	1	0	0	2	0	0	8
	YTD # of Student Members Non-Renewals												0
	YTD % of Renewals (w/o Student Non-Renewals)												66.67%

Growth or Retention: Bronze: 1% or 65%; Silver: 2% or 70%; Gold: 3% or 75%; and Diamond: 10% or 80%

Sauk Valley Reading Council

Yearlong Trend of Total Membership

July 2020 to June 2021



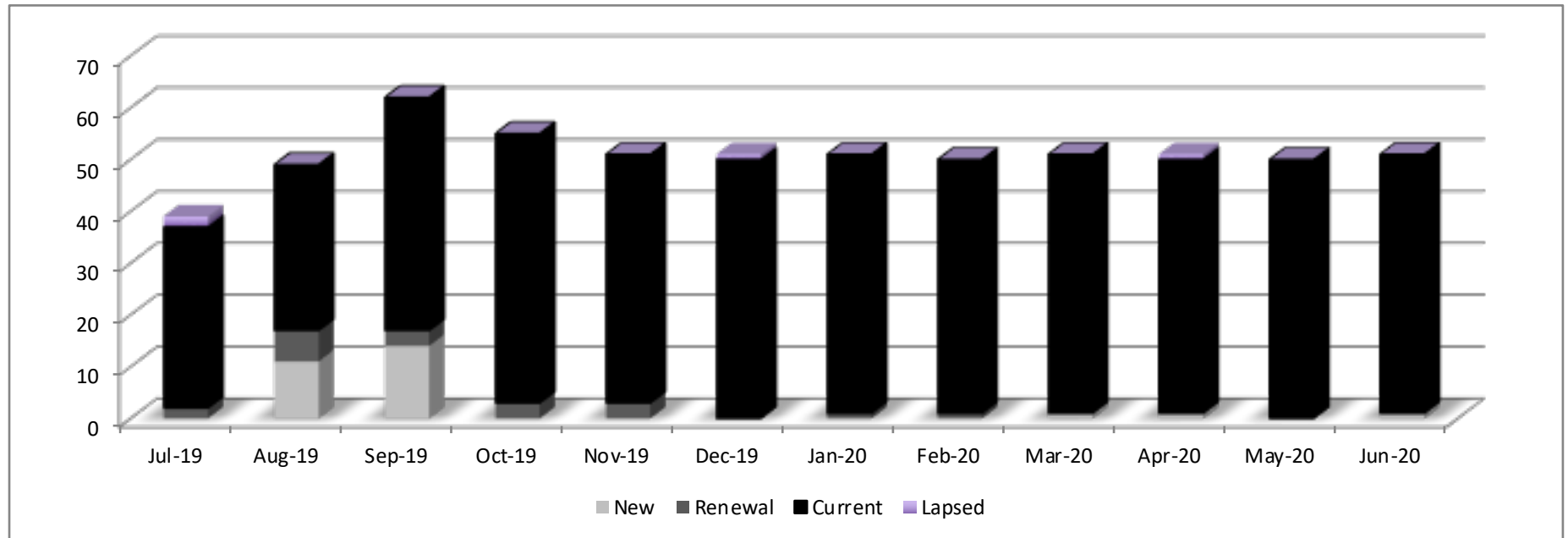
	Jul-20	Aug-20	Sep-20	Oct-20	Nov-20	Dec-20	Jan-21	Feb-21	Mar-21	Apr-21	May-21	Jun-21	Total
New	0	0	0	0	0	0	0	0	2	0	0	0	2
Lapsed	0	0	0	0	0	1	0	0	0	0	0	0	1
Renewal	2	1	1	3	1	0	0	1	1	1	0	0	11
Current	49	47	35	14	15	15	15	14	14	15	15	15	
Total	51	48	36	17	16	16	15	15	17	16	15	15	
Gain/Loss	0	-3	-12	-19	-1	0	-1	0	2	-1	-1	0	-36
% Change	0.00%	-5.88%	-25.00%	-52.78%	-5.88%	0.00%	-6.25%	0.00%	13.33%	-5.88%	-6.25%	0.00%	-70.59%
Non-renew	0	3	12	19	1	1	1	0	0	1	1	0	39
													YTD # of Student Members Non-Renewals
													1
													YTD % of Renewals (w/o Student Non-Renewals)
													24.00%

Growth or Retention: Bronze: 1% or 65%; Silver: 2% or 70%; Gold: 3% or 75%; and Diamond: 10% or 80%

Sauk Valley Reading Council

Yearlong Trend of Total Membership

July 2019 to June 2020



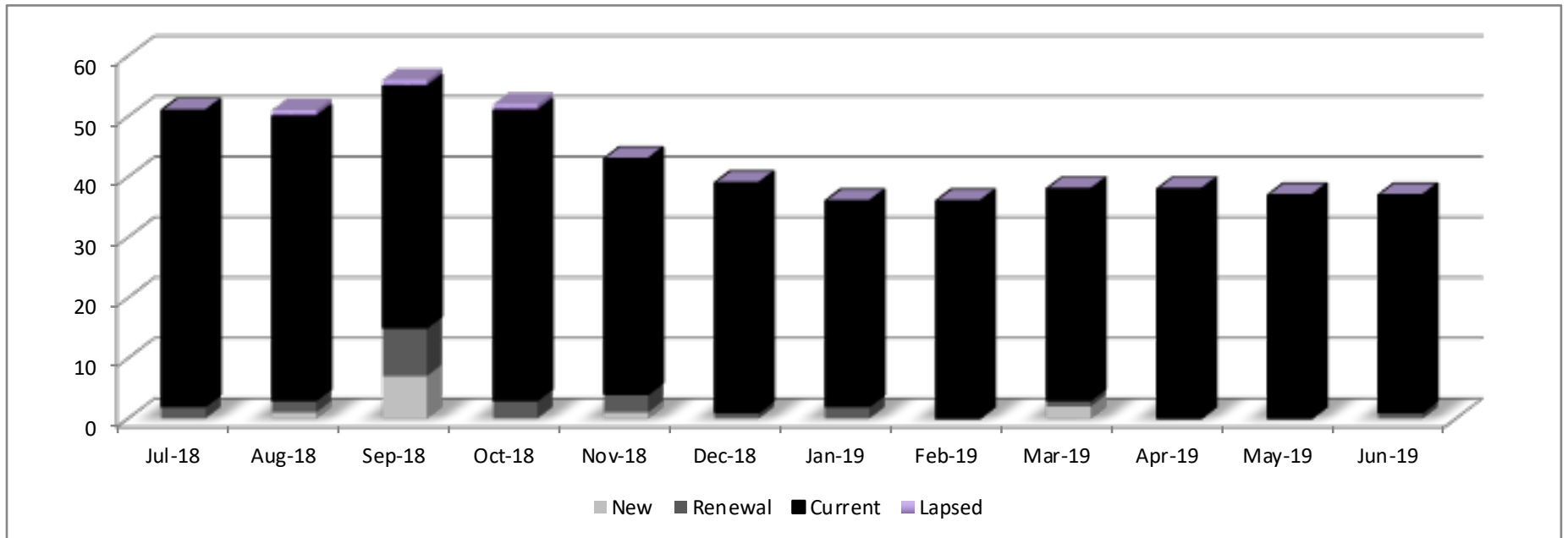
	<i>Jul-19</i>	<i>Aug-19</i>	<i>Sep-19</i>	<i>Oct-19</i>	<i>Nov-19</i>	<i>Dec-19</i>	<i>Jan-20</i>	<i>Feb-20</i>	<i>Mar-20</i>	<i>Apr-20</i>	<i>May-20</i>	<i>Jun-20</i>	<i>Total</i>
<i>New</i>	0	11	14	0	0	0	0	0	1	1	0	1	28
<i>Lapsed</i>	2	0	0	0	0	1	0	0	0	1	0	0	4
<i>Renewal</i>	2	6	3	3	3	0	1	1	0	0	0	0	19
<i>Current</i>	35	32	45	52	48	50	50	49	50	49	50	50	
<i>Total</i>	39	49	62	55	51	51	51	50	51	51	50	51	
<i>Gain/Loss</i>	2	10	13	-7	-4	0	0	-1	1	0	-1	1	14
<i>% Change</i>	5.41%	25.64%	26.53%	-11.29%	-7.27%	0.00%	0.00%	-1.96%	2.00%	0.00%	-1.96%	2.00%	37.84%
<i>Non-renew</i>	0	0	0	7	4	1	0	1	0	2	0	0	15
	<i>YTD # of Student Members Non-Renewals</i>												0
	<i>YTD % of Renewals (w/o Student Non-Renewals)</i>												62.16%

Growth or Retention: Bronze: 1% or 65%; Silver: 2% or 70%; Gold: 3% or 75%; and Diamond: 10% or 80%

Sauk Valley Reading Council

Yearlong Trend of Total Membership

July 2018 to June 2019

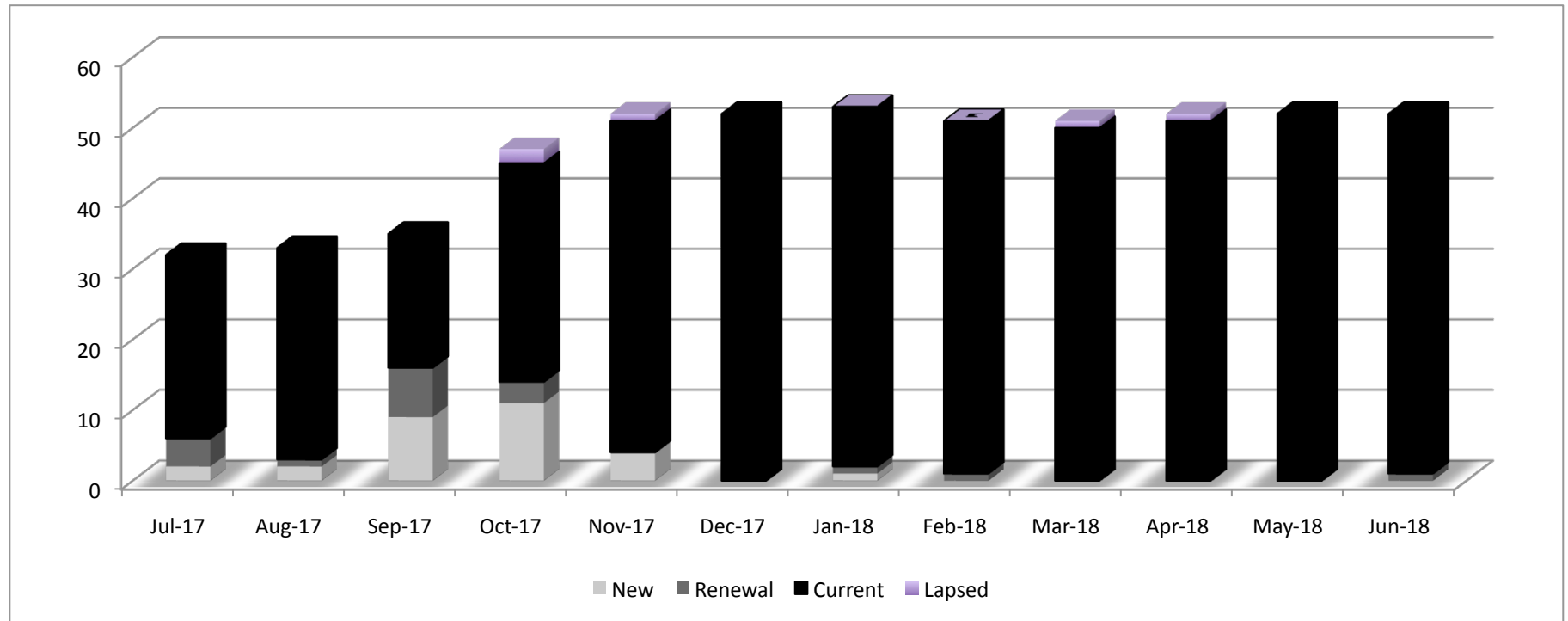


	<i>Jul-18</i>	<i>Aug-18</i>	<i>Sep-18</i>	<i>Oct-18</i>	<i>Nov-18</i>	<i>Dec-18</i>	<i>Jan-19</i>	<i>Feb-19</i>	<i>Mar-19</i>	<i>Apr-19</i>	<i>May-19</i>	<i>Jun-19</i>	<i>Total</i>
New	0	1	7	0	1	0	0	0	2	0	0	0	11
Lapsed	0	1	1	1	0	0	0	0	0	0	0	0	3
Renewal	2	2	8	3	3	1	2	0	1	0	0	1	23
Current	49	47	40	48	39	38	34	36	35	38	37	36	
Total	51	51	56	52	43	39	36	36	38	38	37	37	
Gain/Loss	-1	0	5	-4	-9	-4	-3	0	2	0	-1	0	-15
% Change	-1.92%	0.00%	9.80%	-7.14%	-17.31%	-9.30%	-7.69%	0.00%	5.56%	0.00%	-2.63%	0.00%	-28.85%
Non-renew	1	2	3	5	10	4	2	0	0	0	1	0	28
	YTD # of Student Members Non-Renewals												0
	YTD % of Renewals (w/o Student Non-Renewals)												50.00%

Growth or Retention: Bronze: 1% or 65%; Silver: 2% or 70%; Gold: 3% or 75%; and Diamond: 10% or 80%

Sauk Valley Reading Council

Yearlong Trend of Total Membership July 2017 to June 2018

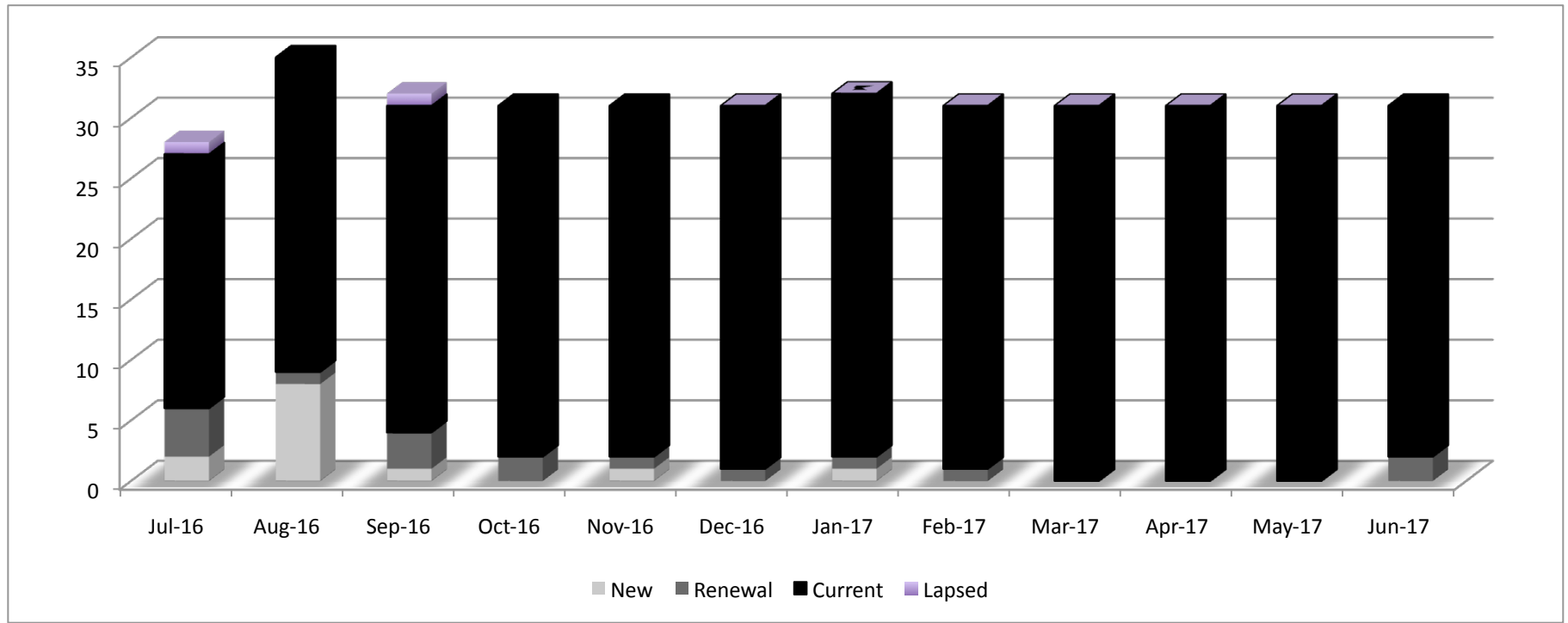


	<i>Jul-17</i>	<i>Aug-17</i>	<i>Sep-17</i>	<i>Oct-17</i>	<i>Nov-17</i>	<i>Dec-17</i>	<i>Jan-18</i>	<i>Feb-18</i>	<i>Mar-18</i>	<i>Apr-18</i>	<i>May-18</i>	<i>Jun-18</i>	<i>Total</i>
New	2	2	9	11	4	0	1	0	0	0	0	0	29
Lapsed	0	0	0	2	1	0	0	0	1	1	0	0	5
Renewal	4	1	7	3	0	0	1	1	0	0	0	1	18
Current	26	30	19	31	47	52	51	50	50	51	52	51	
Total	32	33	35	47	52	52	53	51	51	52	52	52	
Gain/Loss	1	1	2	12	5	0	1	-2	0	1	0	0	21
% Change	3.23%	3.13%	6.06%	34.29%	10.64%	0.00%	1.92%	-3.77%	0.00%	1.96%	0.00%	0.00%	67.74%
Non-renew	1	1	7	1	0	0	0	2	1	0	0	0	13
	YTD # of Student Members Non-Renewals												1
	YTD % of Renewals (w/o Student Non-Renewals)												76.67%

Growth or Retention: Bronze: 1% or 65%; Silver: 2% or 70%; Gold: 3% or 75%; and Diamond: 10% or 80%

Sauk Valley Reading Council

Yearlong Trend of Total Membership July 2016 to June 2017

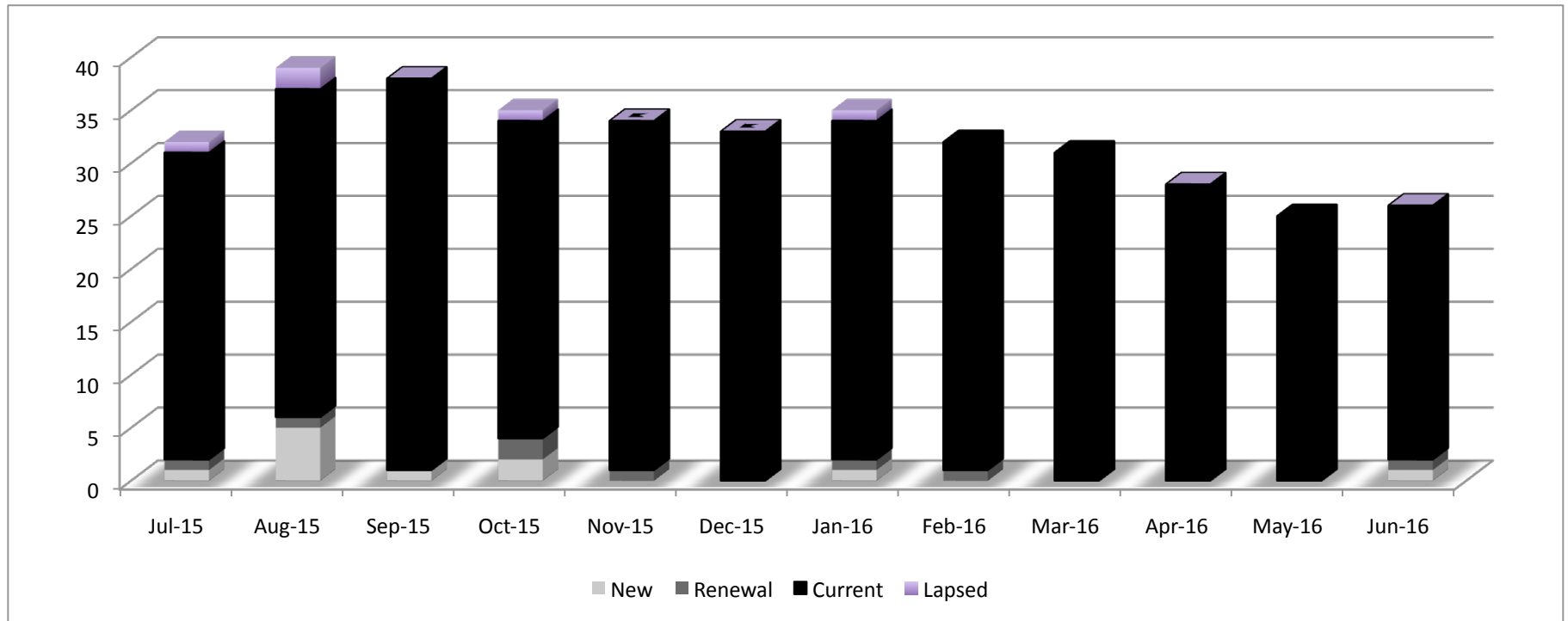


	<i>Jul-16</i>	<i>Aug-16</i>	<i>Sep-16</i>	<i>Oct-16</i>	<i>Nov-16</i>	<i>Dec-16</i>	<i>Jan-17</i>	<i>Feb-17</i>	<i>Mar-17</i>	<i>Apr-17</i>	<i>May-17</i>	<i>Jun-17</i>	<i>Total</i>
New	2	8	1	0	1	0	1	0	0	0	0	0	13
Lapsed	1	0	1	0	0	0	0	0	0	0	0	0	2
Renewal	4	1	3	2	1	1	1	1	0	0	0	2	16
Current	21	26	27	29	29	30	30	30	31	31	31	29	
Total	28	35	32	31	31	31	32	31	31	31	31	31	
Gain/Loss	2	7	-3	-1	0	0	1	-1	0	0	0	0	5
% Change	7.69%	25.00%	-8.57%	-3.13%	0.00%	0.00%	3.23%	-3.13%	0.00%	0.00%	0.00%	0.00%	19.23%
Non-renew	1	1	5	1	1	0	0	1	0	0	0	0	10
	YTD # of Student Members Non-Renewals												0
	YTD % of Renewals (w/o Student Non-Renewals)												61.54%

Growth or Retention: Bronze \$50: 1% or 65%; Silver \$75: 2% or 70%; Gold \$100: 3% or 75%; and Diamond \$200: 10% or 80%

Sauk Valley Reading Council

Yearlong Trend of Total Membership July 2015 to June 2016

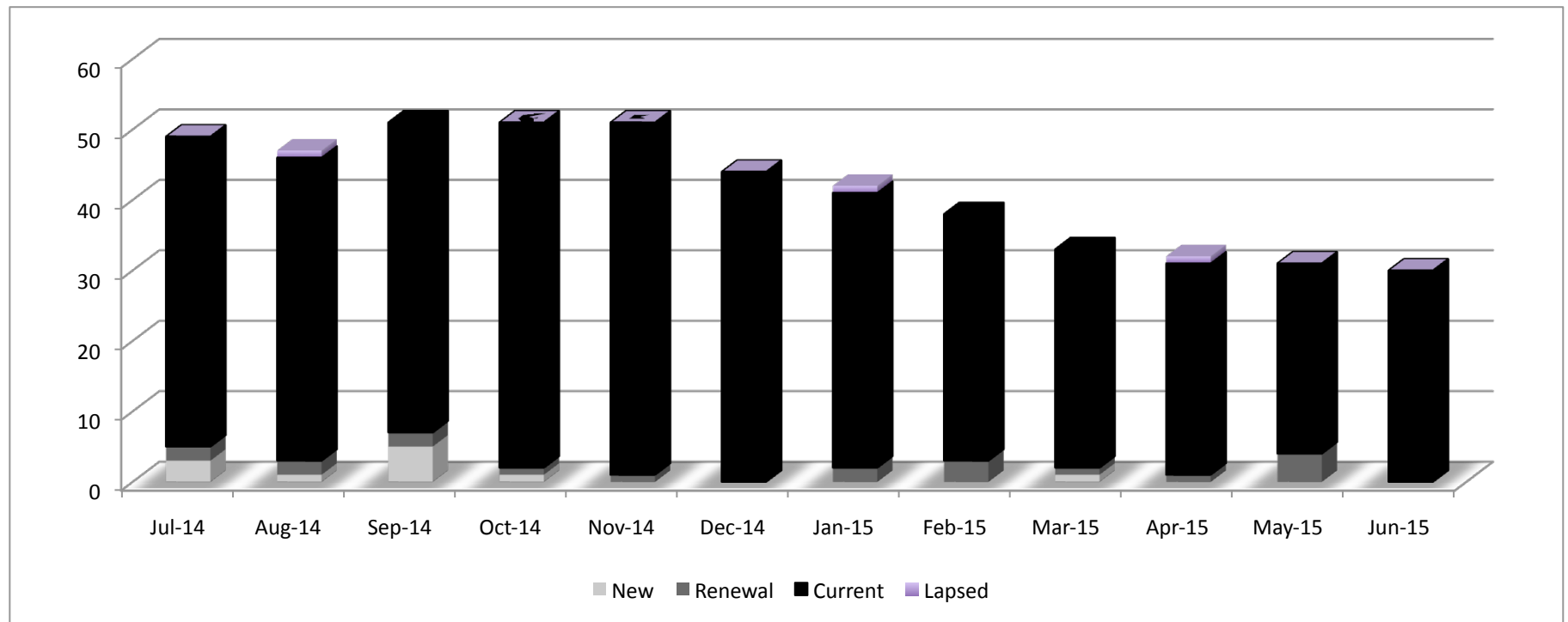


	<i>Jul-15</i>	<i>Aug-15</i>	<i>Sep-15</i>	<i>Oct-15</i>	<i>Nov-15</i>	<i>Dec-15</i>	<i>Jan-16</i>	<i>Feb-16</i>	<i>Mar-16</i>	<i>Apr-16</i>	<i>May-16</i>	<i>Jun-16</i>	<i>Total</i>
New	1	5	1	2	0	0	1	0	0	0	0	1	11
Lapsed	1	2	0	1	0	0	1	0	0	0	0	0	5
Renewal	1	1	0	2	1	0	1	1	0	0	0	1	8
Current	29	31	37	30	33	33	32	31	31	28	25	24	
Total	32	39	38	35	34	33	35	32	31	28	25	26	
Gain/Loss	2	7	-1	-3	-1	-1	2	-3	-1	-3	-3	1	-4
% Change	6.67%	21.88%	-2.56%	-7.89%	-2.86%	-2.94%	6.06%	-8.57%	-3.13%	-9.68%	-10.71%	4.00%	-13.33%
Non-renew	0	0	2	6	1	1	0	3	1	3	3	0	20
													YTD # of Student Members Non-Renewals
													2
													YTD % of Renewals (w/o Student Non-Renewals)
													46.43%

Growth or Retention: Bronze \$50: 1% or 65%; Silver \$75: 2% or 70%; Gold \$100: 3% or 75%; and Diamond \$200: 10% or 80%

Sauk Valley Reading Council

Yearlong Trend of Total Membership July 2014 to June 2015



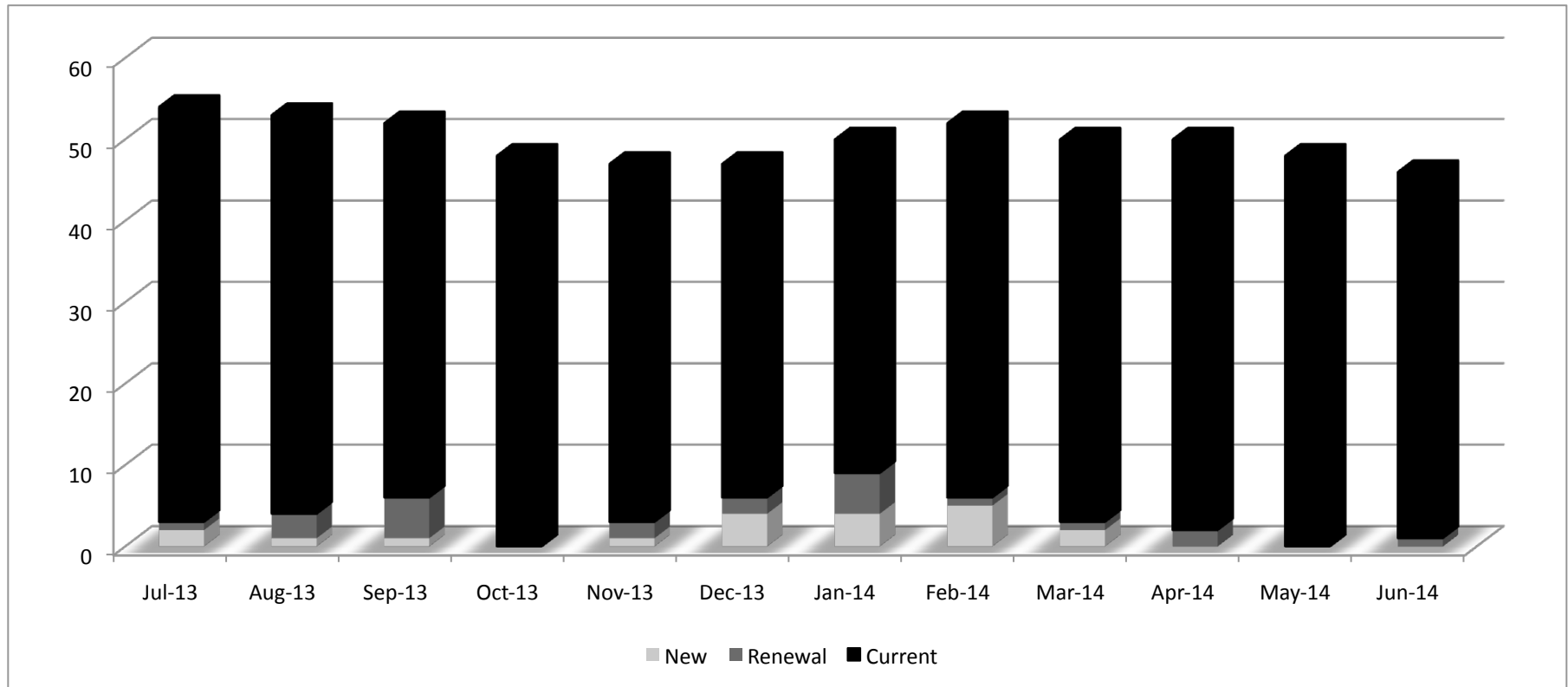
	<i>Jul-14</i>	<i>Aug-14</i>	<i>Sep-14</i>	<i>Oct-14</i>	<i>Nov-14</i>	<i>Dec-14</i>	<i>Jan-15</i>	<i>Feb-15</i>	<i>Mar-15</i>	<i>Apr-15</i>	<i>May-15</i>	<i>Jun-15</i>	<i>Total</i>	
New	3	1	5	1	0	0	0	0	1	0	0	0	11	
Lapsed	0	1	0	0	0	0	1	0	0	1	0	0	3	
Renewal	2	2	2	1	1	0	2	3	1	1	4	0	19	
Current	44	43	44	49	50	44	39	35	31	30	27	30		
Total	49	47	51	51	51	44	42	38	33	32	31	30		
Gain/Loss	3	-2	4	0	0	-7	-2	-4	-5	-1	-1	-1	-16	
% Change	6.52%	-4.08%	8.51%	0.00%	0.00%	-13.73%	-4.55%	-9.52%	-13.16%	-3.03%	-3.13%	-3.23%	-34.78%	
Non-renew	0	4	1	1	0	7	3	4	6	2	1	1	30	
													YTD # of Student Members Non-Renewals	2
													YTD % of Renewals (w/o Student Non-Renewals)	50.00%

Growth or Retention: Bronze \$50: 1% or 65%; Silver \$75: 2% or 70%; Gold \$100: 3% or 75%; and Diamond \$200: 10% or 80%

Sauk Valley Reading Council

Yearlong Trend of Total Membership

July 2013 to June 2014

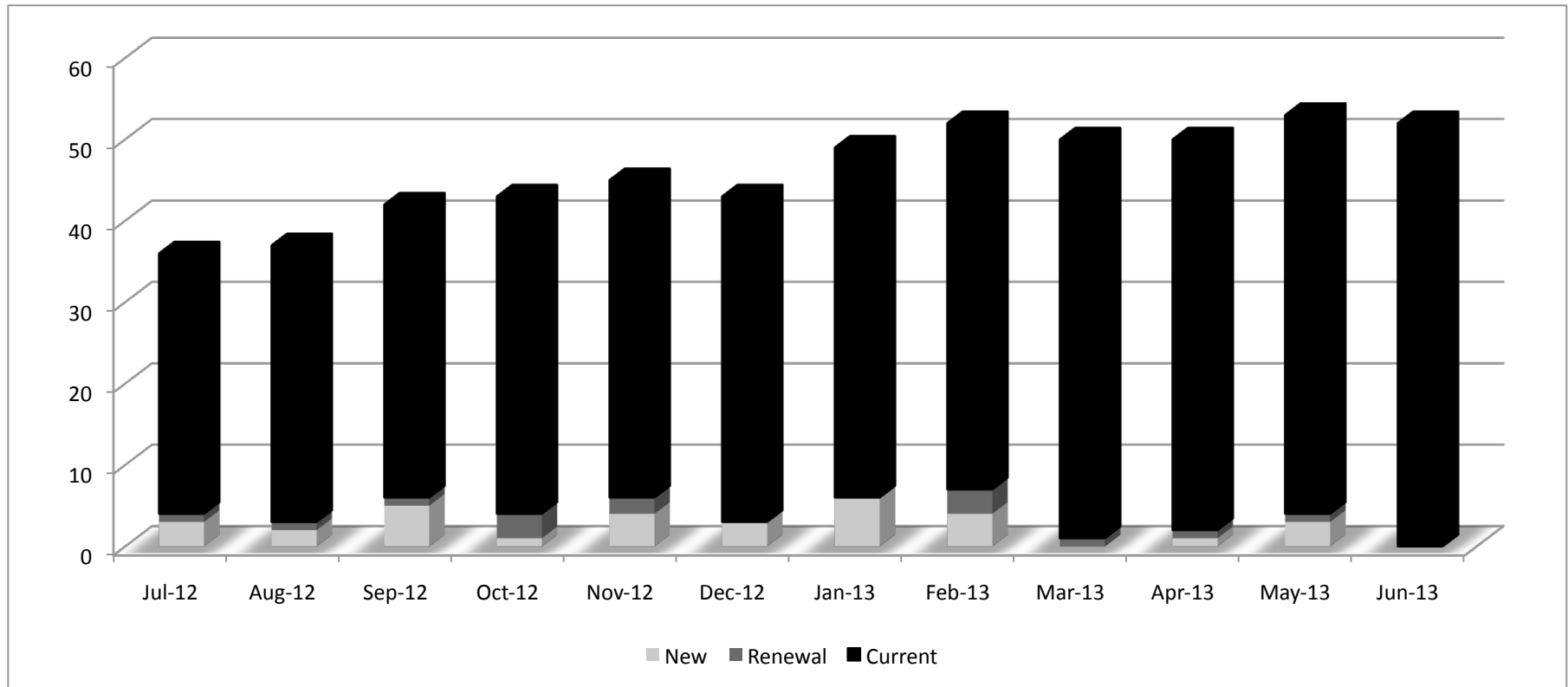


	<i>Jul-13</i>	<i>Aug-13</i>	<i>Sep-13</i>	<i>Oct-13</i>	<i>Nov-13</i>	<i>Dec-13</i>	<i>Jan-14</i>	<i>Feb-14</i>	<i>Mar-14</i>	<i>Apr-14</i>	<i>May-14</i>	<i>Jun-14</i>	<i>Total</i>
New	2	1	1	0	1	4	4	5	2	0	0	0	20
Renewal	1	3	5	0	2	2	5	1	1	2	0	1	23
Current	51	49	46	48	44	41	41	46	47	48	48	45	
Total	54	53	52	48	47	47	50	52	50	50	48	46	
Gain/Loss	2	-1	-1	-4	-1	0	3	2	-2	0	-2	-2	-6
% Change	3.85%	-1.85%	-1.89%	-7.69%	-2.08%	0.00%	6.38%	4.00%	-3.85%	0.00%	-4.00%	-4.17%	-11.54%
Non-renew	0	2	2	4	2	4	1	3	4	0	2	2	26

Membership Growth: 1% Bronze = \$50, 2% Silver = \$75, 3% Gold = \$100, and 10% Diamond = \$200

Sauk Valley Reading Council

Yearlong Trend of Total Membership July 2012 to June 2013

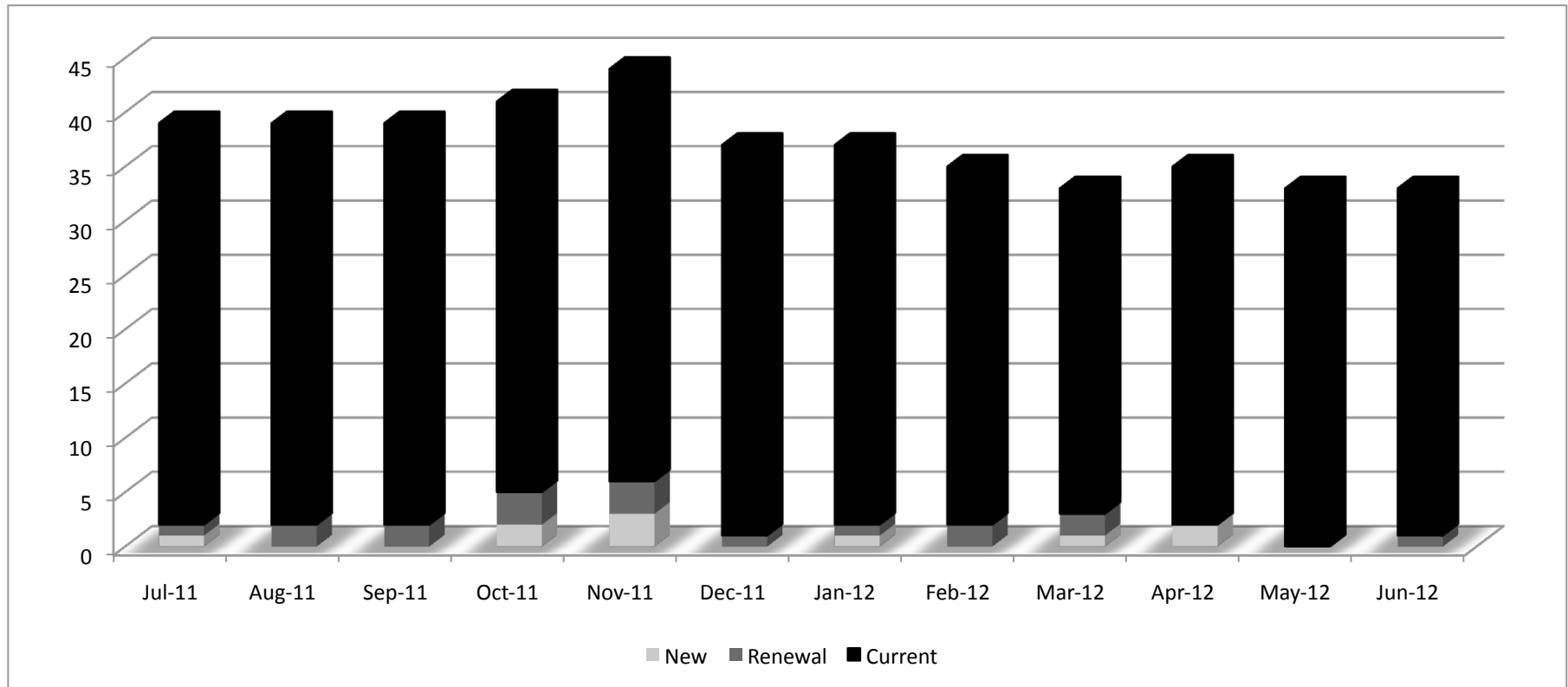


	<i>Jul-12</i>	<i>Aug-12</i>	<i>Sep-12</i>	<i>Oct-12</i>	<i>Nov-12</i>	<i>Dec-12</i>	<i>Jan-13</i>	<i>Feb-13</i>	<i>Mar-13</i>	<i>Apr-13</i>	<i>May-13</i>	<i>Jun-13</i>	<i>Total</i>
New	3	2	5	1	4	3	6	4	0	1	3	0	32
Renewal	1	1	1	3	2	0	0	3	1	1	1	0	14
Current	32	34	36	39	39	40	43	45	49	48	49	52	
Total	36	37	42	43	45	43	49	52	50	50	53	52	
Gain/Loss	3	1	5	1	2	-2	6	3	-2	0	3	-1	19
% Change	9.09%	2.78%	13.51%	2.38%	4.65%	-4.44%	13.95%	6.12%	-3.85%	0.00%	6.00%	-1.89%	57.58%
Non-renew	0	1	0	0	2	5	0	1	2	1	0	1	13

Membership Growth: 1% Bronze = \$50, 2% Silver = \$75, 3% Gold = \$100, and 10% Diamond = \$200

Sauk Valley Reading Council

Yearlong Trend of Total Membership July 2011 to June 2012



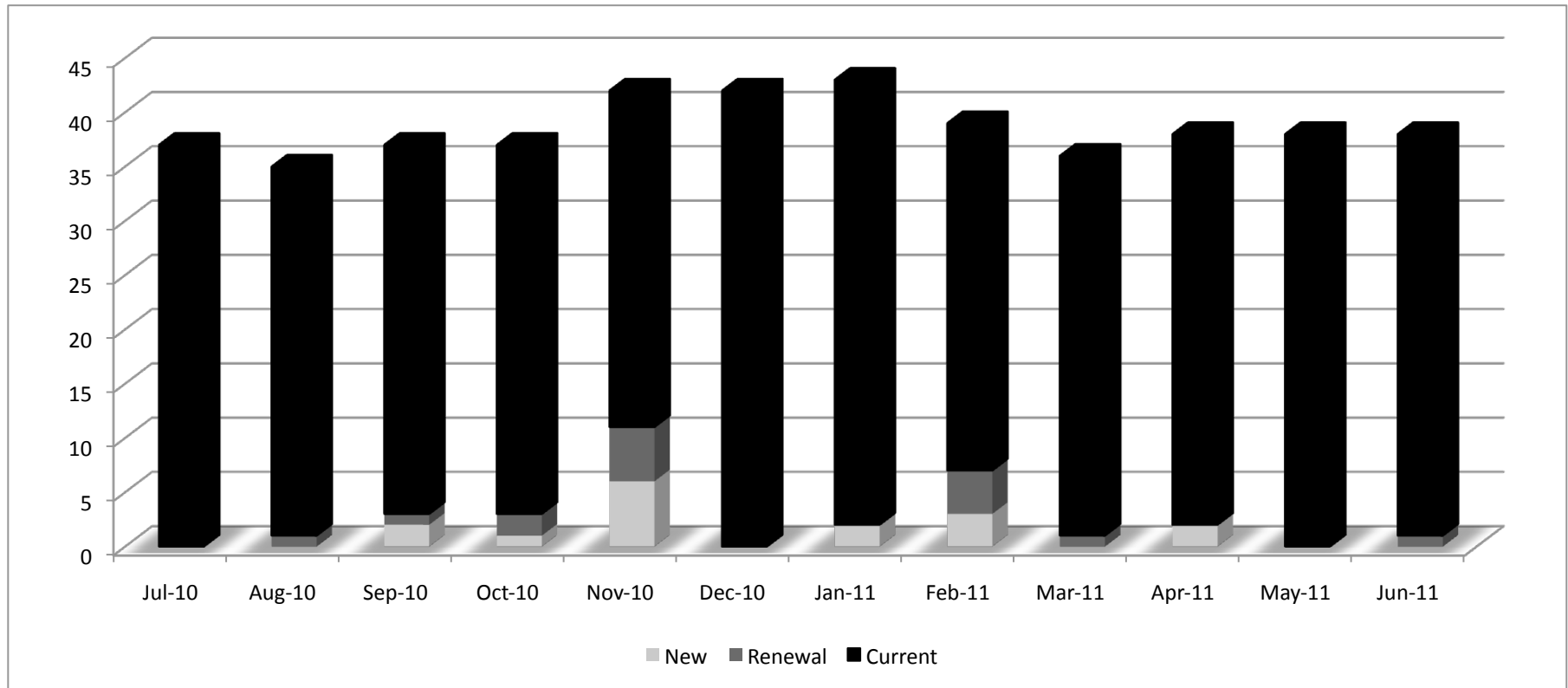
	<i>Jul-11</i>	<i>Aug-11</i>	<i>Sep-11</i>	<i>Oct-11</i>	<i>Nov-11</i>	<i>Dec-11</i>	<i>Jan-12</i>	<i>Feb-12</i>	<i>Mar-12</i>	<i>Apr-12</i>	<i>May-12</i>	<i>Jun-12</i>	<i>Total</i>
New	1	0	0	2	3	0	1	0	1	2	0	0	10
Renewal	1	2	2	3	3	1	1	2	2	0	0	1	18
Current	37	37	37	36	38	36	35	33	30	33	33	32	
Total	39	39	39	41	44	37	37	35	33	35	33	33	
Gain/Loss	1	0	0	2	3	-7	0	-2	-2	2	-2	0	-5
% Change	2.63%	0.00%	0.00%	5.13%	7.32%	-15.91%	0.00%	-5.41%	-5.71%	6.06%	-5.71%	0.00%	-13.16%
Non-renew	0	0	0	0	0	7	1	2	3	0	2	0	15

Membership Growth: 1% Bronze = \$50, 2% Silver = \$75, 3% Gold = \$100, and 10% Diamond = \$200

Sauk Valley Reading Council

Yearlong Trend of Total Membership

July 2010 to June 2011



	<i>Jul-10</i>	<i>Aug-10</i>	<i>Sep-10</i>	<i>Oct-10</i>	<i>Nov-10</i>	<i>Dec-10</i>	<i>Jan-11</i>	<i>Feb-11</i>	<i>Mar-11</i>	<i>Apr-11</i>	<i>May-11</i>	<i>Jun-11</i>	<i>Total</i>
<i>New</i>	0	0	2	1	6	0	2	3	0	2	0	0	16
<i>Renewal</i>	0	1	1	2	5	0	0	4	1	0	0	1	15
<i>Current</i>	37	34	34	34	31	42	41	32	35	36	38	37	
<i>Total</i>	37	35	37	37	42	42	43	39	36	38	38	38	
<i>Gain/Loss</i>	-1	-2	2	0	5	0	1	-4	-3	2	0	0	0
<i>% Change</i>	-2.63%	-5.41%	5.71%	0.00%	13.51%	0.00%	2.38%	-9.30%	-7.69%	5.56%	0.00%	0.00%	0.00%
<i>Non-renew</i>	1	2	0	1	1	0	1	7	3	0	0	0	16