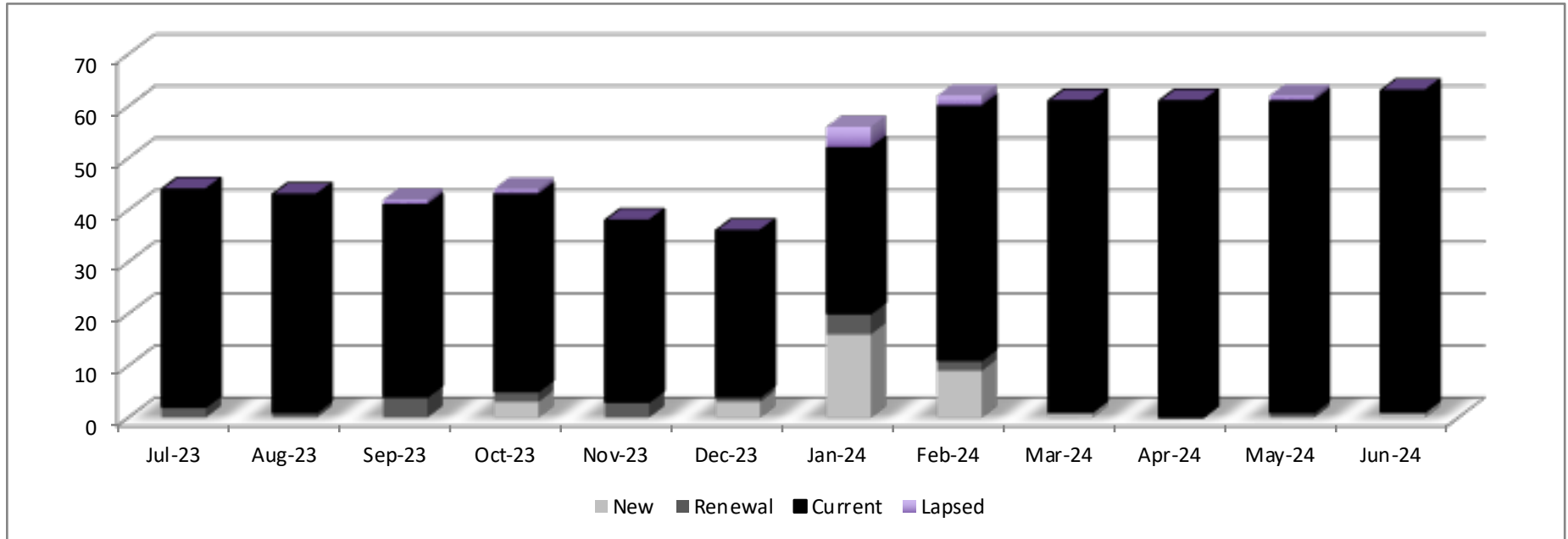


Starved Rock Reading Council

Yearlong Trend of Total Membership

July 2023 to June 2024



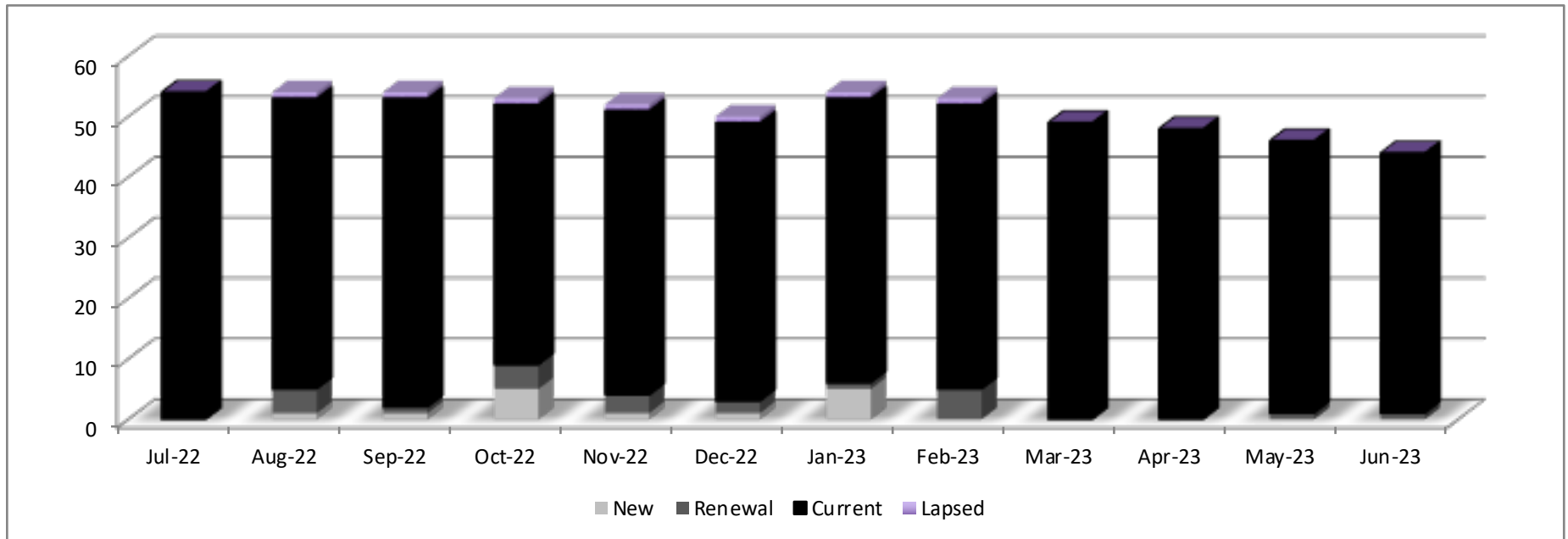
	Jul-23	Aug-23	Sep-23	Oct-23	Nov-23	Dec-23	Jan-24	Feb-24	Mar-24	Apr-24	May-24	Jun-24	Total
New	0	0	0	3	0	3	16	9	1	0	0	1	33
Lapsed	0	0	1	1	0	0	4	2	0	0	1	0	9
Renewal	2	1	4	2	3	1	4	2	0	0	1	0	20
Current	42	42	37	38	35	32	32	49	60	61	60	62	
Total	44	43	42	44	38	36	56	62	61	61	62	63	
Gain/Loss	0	-1	-1	2	-6	-2	20	6	-1	0	1	1	19
% Change	0.00%	-2.27%	-2.33%	4.76%	-13.64%	-5.26%	55.56%	10.71%	-1.61%	0.00%	1.64%	1.61%	43.18%
Non-Renew	0	1	2	2	6	4	0	5	2	0	0	0	22
Student NR	0	0	0	0	1	0	0	0	0	0	0	0	1
	YTD % of Renewals (w/o Student Non-Renewals)												67.44%

Growth or Retention: Bronze: 1% or 65%; Silver: 2% or 70%; Gold: 3% or 75%; and Diamond: 10% or 80%

Starved Rock Reading Council

Yearlong Trend of Total Membership

July 2022 to June 2023



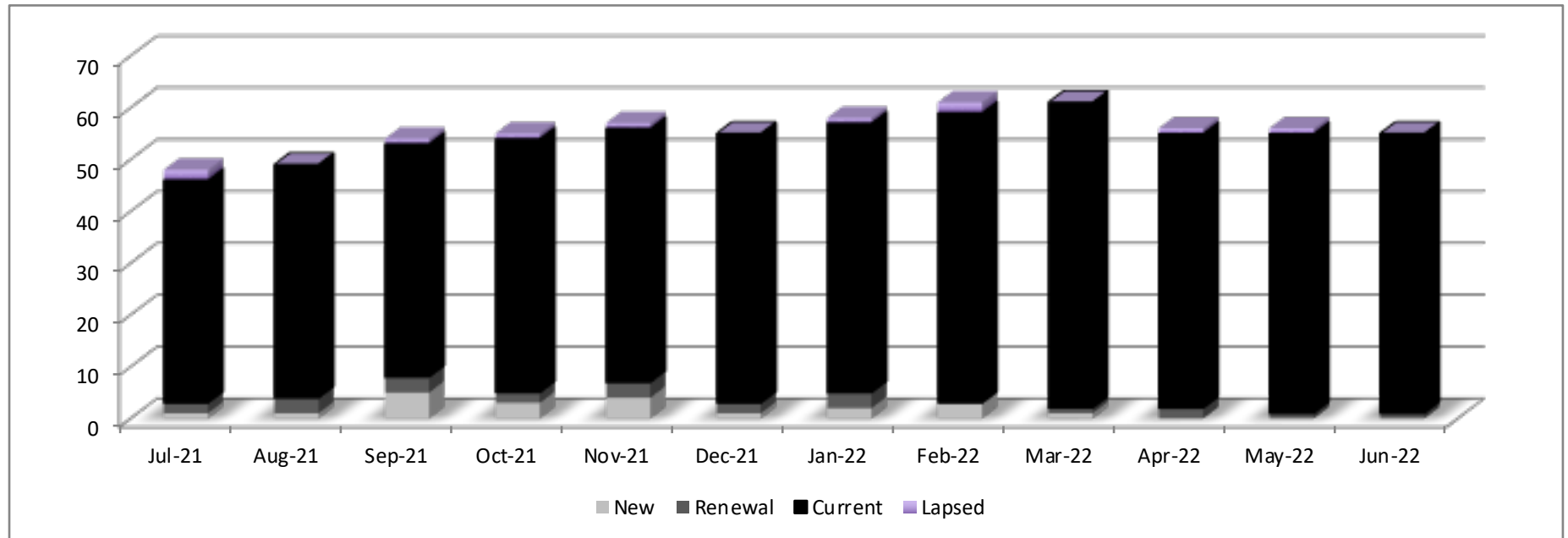
	Jul-22	Aug-22	Sep-22	Oct-22	Nov-22	Dec-22	Jan-23	Feb-23	Mar-23	Apr-23	May-23	Jun-23	Total
New	0	1	1	5	1	1	5	0	0	0	0	0	14
Lapsed	0	1	1	1	1	1	1	1	0	0	0	0	7
Renewal	0	4	1	4	3	2	1	5	0	0	1	1	22
Current	54	48	51	43	47	46	47	47	49	48	45	43	
Total	54	54	54	53	52	50	54	53	49	48	46	44	
Gain/Loss	-1	0	0	-1	-1	-2	4	-1	-4	-1	-2	-2	-11
% Change	-1.82%	0.00%	0.00%	-1.85%	-1.89%	-3.85%	8.00%	-1.85%	-7.55%	-2.04%	-4.17%	-4.35%	-20.00%
Non-renew	1	2	1	7	3	4	2	2	4	1	2	2	31
	YTD # of Student Members Non-Renewals												0
	YTD % of Renewals (w/o Student Non-Renewals)												52.73%

Growth or Retention: Bronze: 1% or 65%; Silver: 2% or 70%; Gold: 3% or 75%; and Diamond: 10% or 80%

Starved Rock Reading Council

Yearlong Trend of Total Membership

July 2021 to June 2022



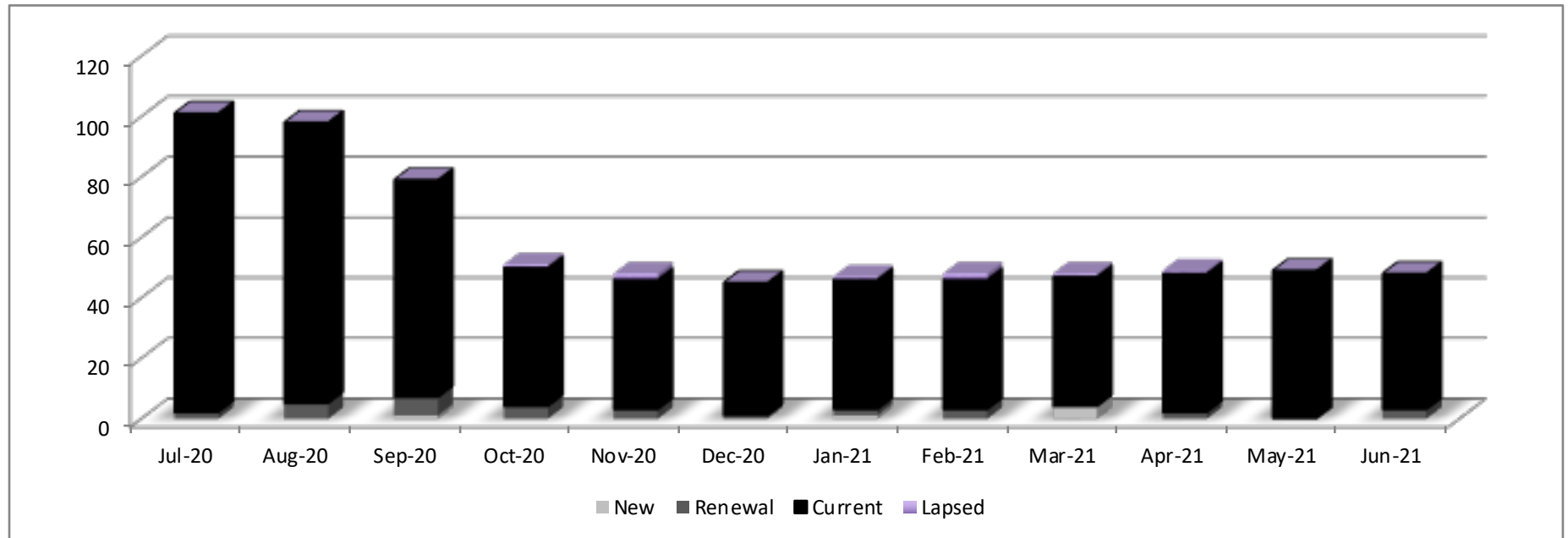
	Jul-21	Aug-21	Sep-21	Oct-21	Nov-21	Dec-21	Jan-22	Feb-22	Mar-22	Apr-22	May-22	Jun-22	Total
New	1	1	5	3	4	1	2	3	1	0	0	0	21
Lapsed	2	0	1	1	1	0	1	2	0	1	1	0	10
Renewal	2	3	3	2	3	2	3	0	1	2	1	1	23
Current	43	45	45	49	49	52	52	56	59	53	54	54	
Total	48	49	54	55	57	55	58	61	61	56	56	55	
Gain/Loss	0	1	5	1	2	-2	3	3	0	-5	0	-1	7
% Change	0.00%	2.08%	10.20%	1.85%	3.64%	-3.51%	5.45%	5.17%	0.00%	-8.20%	0.00%	-1.79%	14.58%
Non-renew	3	0	1	3	3	3	0	2	1	6	1	1	24
	YTD # of Student Members Non-Renewals												0
	YTD % of Renewals (w/o Student Non-Renewals)												68.75%

Growth or Retention: Bronze: 1% or 65%; Silver: 2% or 70%; Gold: 3% or 75%; and Diamond: 10% or 80%

Starved Rock Reading Council

Yearlong Trend of Total Membership

July 2020 to June 2021



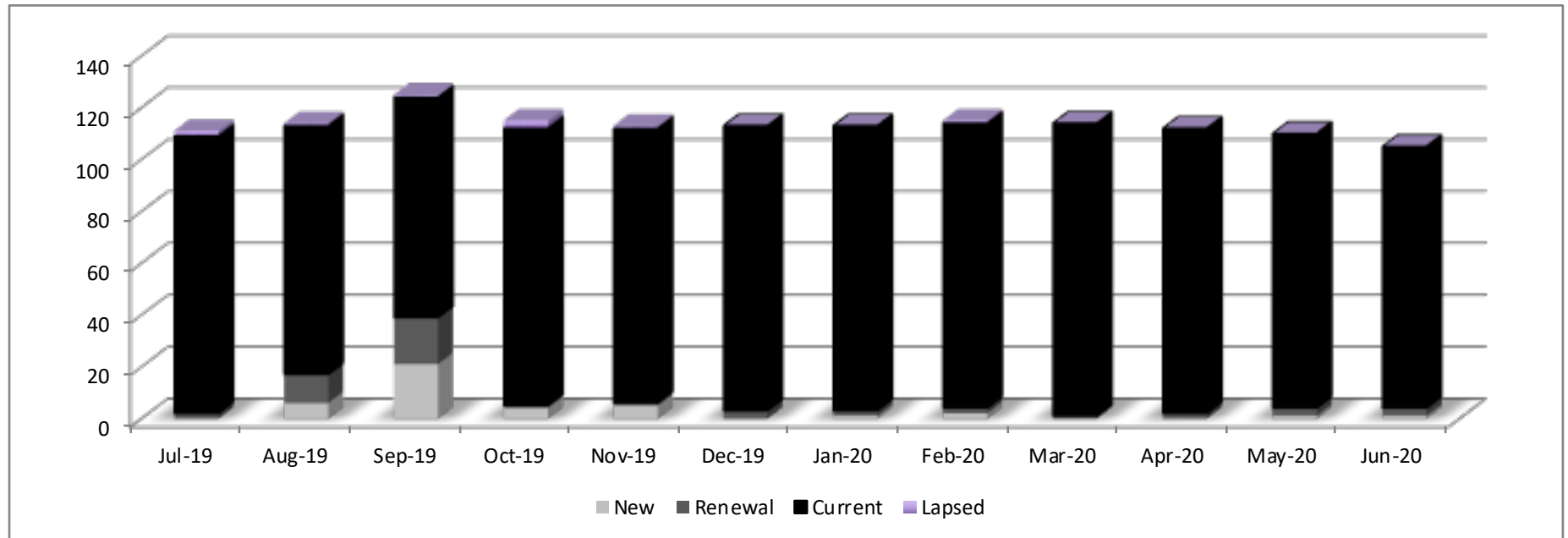
	Jul-20	Aug-20	Sep-20	Oct-20	Nov-20	Dec-20	Jan-21	Feb-21	Mar-21	Apr-21	May-21	Jun-21	Total	
New	0	0	1	0	0	0	1	0	4	0	0	0	6	
Lapsed	0	0	0	1	2	0	1	2	1	1	0	0	8	
Renewal	2	5	6	4	3	1	2	3	0	2	0	3	31	
Current	99	93	72	46	43	44	43	43	43	46	49	45		
Total	101	98	79	51	48	45	47	48	48	49	49	48		
Gain/Loss	-4	-3	-19	-28	-3	-3	2	1	0	1	0	-1	-57	
% Change	-3.81%	-2.97%	-19.39%	-35.44%	-5.88%	-6.25%	4.44%	2.13%	0.00%	2.08%	0.00%	-2.04%	-54.29%	
Non-renew	4	3	20	28	5	3	0	1	5	0	0	1	70	
													YTD # of Student Members Non-Renewals	1
													YTD % of Renewals (w/o Student Non-Renewals)	37.50%

Growth or Retention: Bronze: 1% or 65%; Silver: 2% or 70%; Gold: 3% or 75%; and Diamond: 10% or 80%

Starved Rock Reading Council

Yearlong Trend of Total Membership

July 2019 to June 2020



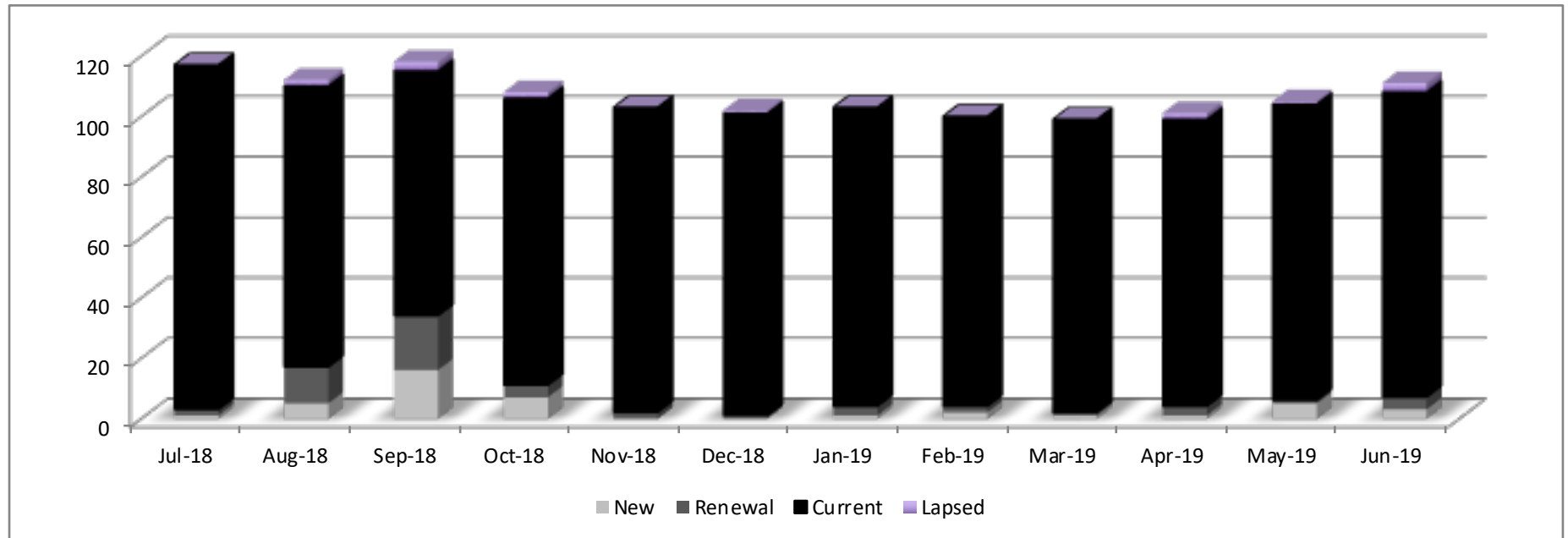
	Jul-19	Aug-19	Sep-19	Oct-19	Nov-19	Dec-19	Jan-20	Feb-20	Mar-20	Apr-20	May-20	Jun-20	Total	
New	0	6	21	4	5	0	1	2	0	0	1	1	41	
Lapsed	2	1	1	3	1	0	0	1	0	0	0	0	9	
Renewal	2	11	18	1	1	3	2	2	1	2	3	3	49	
Current	107	96	85	107	106	110	110	110	113	110	106	101		
Total	111	114	125	115	113	113	113	115	114	112	110	105		
Gain/Loss	0	3	11	-10	-2	0	0	2	-1	-2	-2	-5	-6	
% Change	0.00%	2.70%	9.65%	-8.00%	-1.74%	0.00%	0.00%	1.77%	-0.87%	-1.75%	-1.79%	-4.55%	-5.41%	
Non-renew	2	2	8	17	8	0	1	1	1	2	3	6	51	
													YTD # of Student Members Non-Renewals	1
													YTD % of Renewals (w/o Student Non-Renewals)	52.73%

Growth or Retention: Bronze: 1% or 65%; Silver: 2% or 70%; Gold: 3% or 75%; and Diamond: 10% or 80%

Starved Rock Reading Council

Yearlong Trend of Total Membership

July 2018 to June 2019

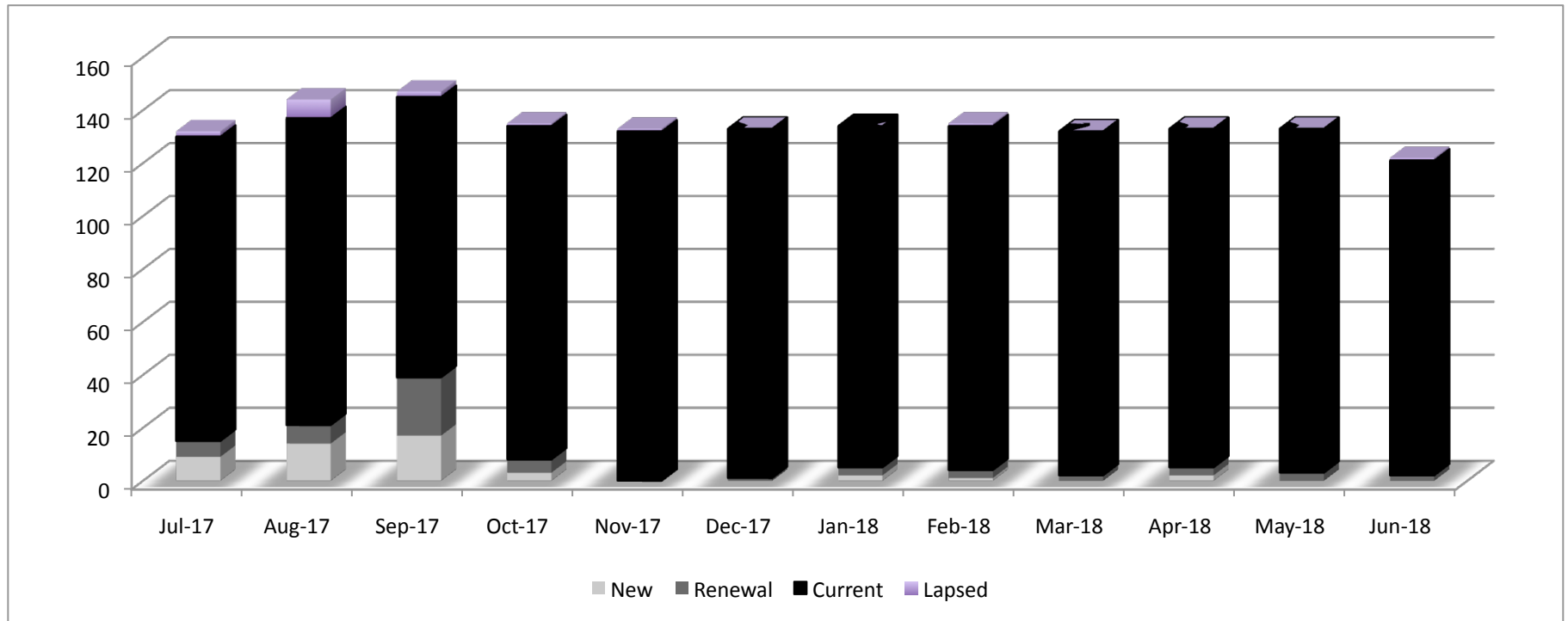


	Jul-18	Aug-18	Sep-18	Oct-18	Nov-18	Dec-18	Jan-19	Feb-19	Mar-19	Apr-19	May-19	Jun-19	Total	
New	1	5	16	7	0	0	1	2	1	1	5	3	42	
Lapsed	0	2	3	2	0	1	0	0	0	2	1	3	14	
Renewal	2	12	18	4	2	1	3	2	1	3	1	4	53	
Current	114	93	81	95	101	100	99	96	97	95	98	101		
Total	117	112	118	108	103	102	103	100	99	101	105	111		
Gain/Loss	-5	-5	6	-10	-5	-1	1	-3	-1	2	4	6	-11	
% Change	-4.10%	-4.27%	5.36%	-8.47%	-4.63%	-0.97%	0.98%	-2.91%	-1.00%	2.02%	3.96%	5.71%	-9.02%	
Non-renew	5	8	13	19	5	2	0	5	2	1	2	0	62	
													YTD # of Student Members Non-Renewals	1
													YTD % of Renewals (w/o Student Non-Renewals)	55.37%

Growth or Retention: Bronze: 1% or 65%; Silver: 2% or 70%; Gold: 3% or 75%; and Diamond: 10% or 80%

Starved Rock Reading Council

Yearlong Trend of Total Membership July 2017 to June 2018

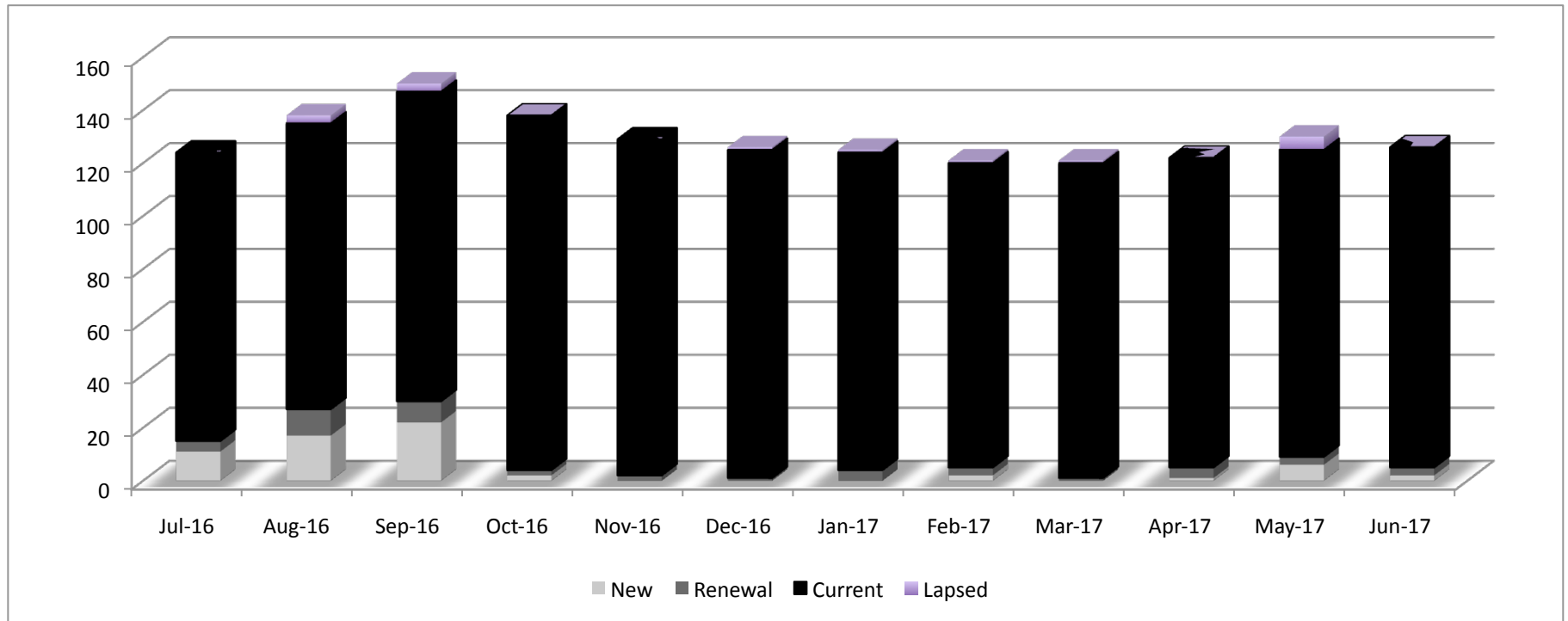


	<i>Jul-17</i>	<i>Aug-17</i>	<i>Sep-17</i>	<i>Oct-17</i>	<i>Nov-17</i>	<i>Dec-17</i>	<i>Jan-18</i>	<i>Feb-18</i>	<i>Mar-18</i>	<i>Apr-18</i>	<i>May-18</i>	<i>Jun-18</i>	<i>Total</i>	
New	9	14	17	3	0	0	2	1	0	2	0	0	48	
Lapsed	2	7	2	1	1	0	0	1	0	0	0	1	15	
Renewal	6	7	22	5	0	1	3	3	2	3	3	2	57	
Current	115	116	106	126	132	132	129	130	130	128	130	119		
Total	132	144	147	135	133	133	134	135	132	133	133	122		
Gain/Loss	6	12	3	-12	-2	0	1	1	-3	1	0	-11	-4	
% Change	4.76%	9.09%	2.08%	-8.16%	-1.48%	0.00%	0.75%	0.75%	-2.22%	0.76%	0.00%	-8.27%	-3.17%	
Non-renew	5	9	16	16	3	0	1	1	3	1	0	12	67	
													YTD # of Student Members Non-Renewals	1
													YTD % of Renewals (w/o Student Non-Renewals)	57.60%

Growth or Retention: Bronze: 1% or 65%; Silver: 2% or 70%; Gold: 3% or 75%; and Diamond: 10% or 80%

Starved Rock Reading Council

Yearlong Trend of Total Membership July 2016 to June 2017

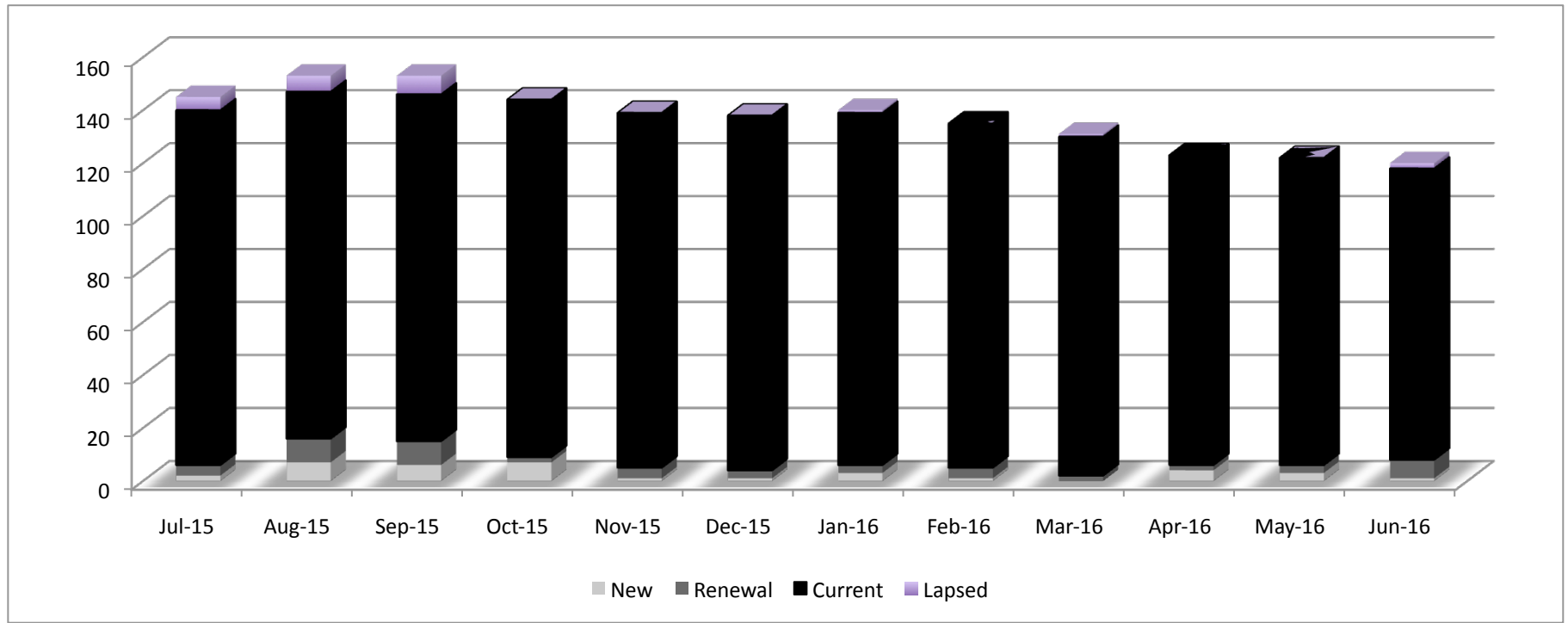


	<i>Jul-16</i>	<i>Aug-16</i>	<i>Sep-16</i>	<i>Oct-16</i>	<i>Nov-16</i>	<i>Dec-16</i>	<i>Jan-17</i>	<i>Feb-17</i>	<i>Mar-17</i>	<i>Apr-17</i>	<i>May-17</i>	<i>Jun-17</i>	<i>Total</i>
New	11	17	22	2	0	0	0	2	0	1	6	2	63
Lapsed	0	3	3	0	0	1	1	1	1	0	5	0	15
Renewal	4	10	8	2	2	1	4	3	1	4	3	3	45
Current	109	108	117	134	127	124	120	115	119	117	116	121	
Total	124	138	150	138	129	126	125	121	121	122	130	126	
Gain/Loss	4	14	12	-12	-9	-3	-1	-4	0	1	8	-4	6
% Change	3.33%	11.29%	8.70%	-8.00%	-6.52%	-2.33%	-0.79%	-3.20%	0.00%	0.83%	6.56%	-3.08%	5.00%
Non-renew	7	6	13	14	9	4	2	7	1	0	3	6	72
	YTD # of Student Members Non-Renewals												0
	YTD % of Renewals (w/o Student Non-Renewals)												35.83%

Growth or Retention: Bronze \$50: 1% or 65%; Silver \$75: 2% or 70%; Gold \$100: 3% or 75%; and Diamond \$200: 10% or 80%

Starved Rock Reading Council

Yearlong Trend of Total Membership July 2015 to June 2016

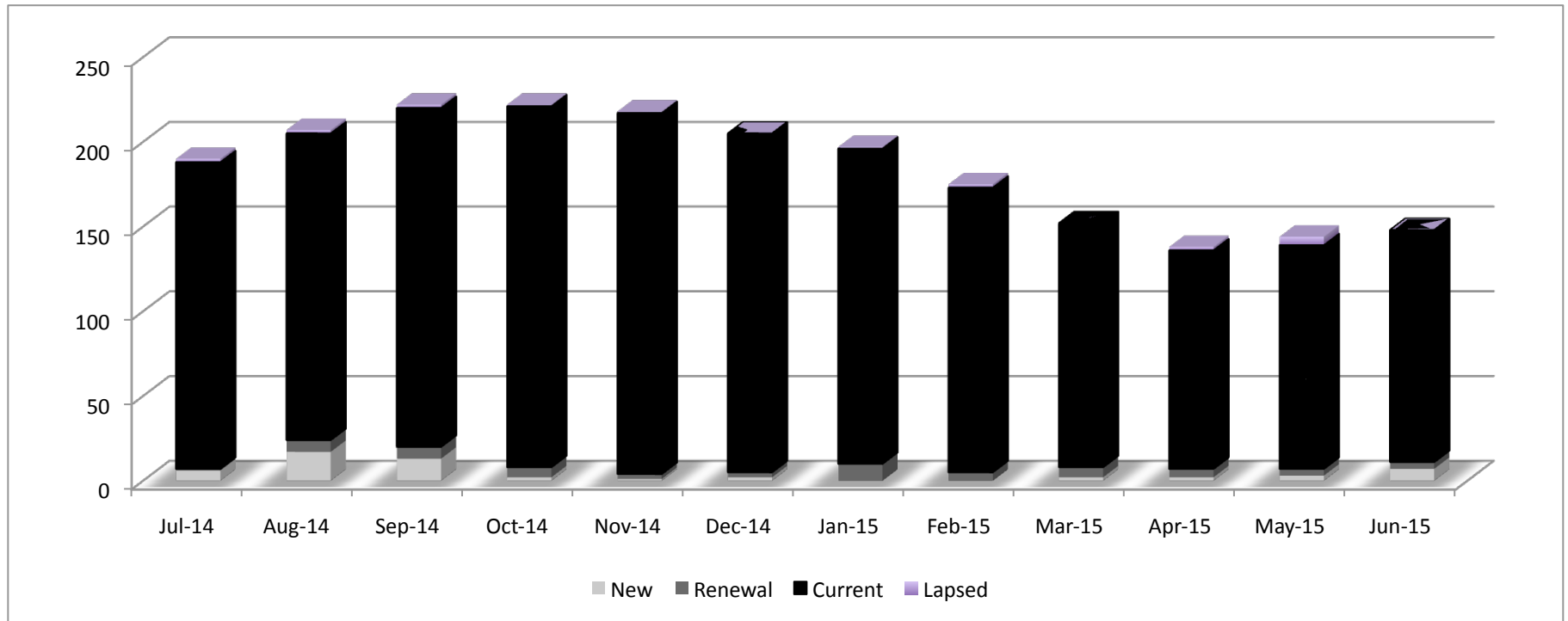


	<i>Jul-15</i>	<i>Aug-15</i>	<i>Sep-15</i>	<i>Oct-15</i>	<i>Nov-15</i>	<i>Dec-15</i>	<i>Jan-16</i>	<i>Feb-16</i>	<i>Mar-16</i>	<i>Apr-16</i>	<i>May-16</i>	<i>Jun-16</i>	<i>Total</i>
New	2	7	6	7	1	1	3	1	0	4	3	1	36
Lapsed	5	6	7	0	0	0	1	0	1	0	0	2	22
Renewal	4	9	9	2	4	3	3	4	2	2	3	7	52
Current	134	131	131	135	134	134	133	130	128	117	116	110	
Total	145	153	153	144	139	138	140	135	131	123	122	120	
Gain/Loss	-3	8	0	-9	-5	-1	2	-5	-4	-8	-1	-2	-28
% Change	-2.03%	5.52%	0.00%	-5.88%	-3.47%	-0.72%	1.45%	-3.57%	-2.96%	-6.11%	-0.81%	-1.64%	-18.92%
Non-renew	10	5	13	16	6	2	2	6	5	12	4	5	86
													YTD # of Student Members Non-Renewals
													7
													YTD % of Renewals (w/o Student Non-Renewals)
													52.48%

Growth or Retention: Bronze \$50: 1% or 65%; Silver \$75: 2% or 70%; Gold \$100: 3% or 75%; and Diamond \$200: 10% or 80%

Starved Rock Reading Council

Yearlong Trend of Total Membership July 2014 to June 2015

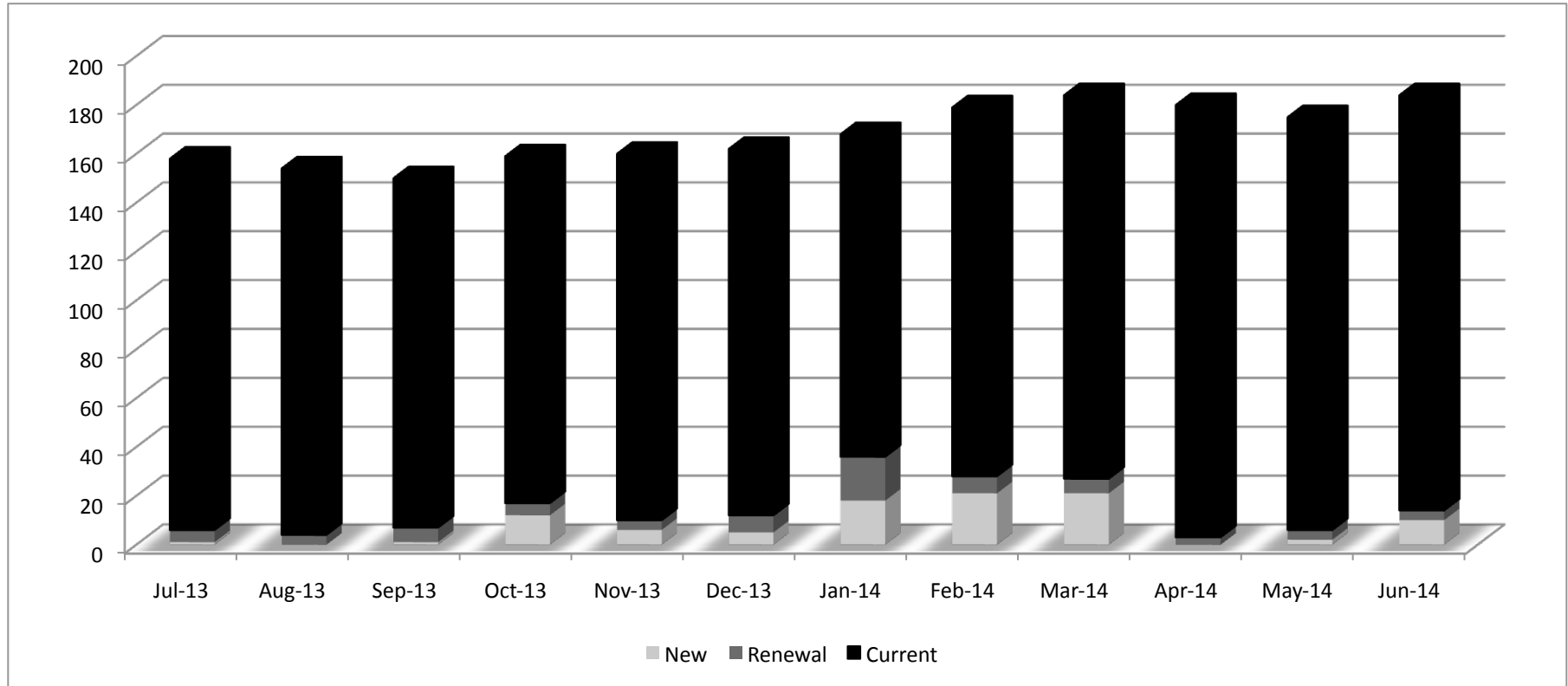


	<i>Jul-14</i>	<i>Aug-14</i>	<i>Sep-14</i>	<i>Oct-14</i>	<i>Nov-14</i>	<i>Dec-14</i>	<i>Jan-15</i>	<i>Feb-15</i>	<i>Mar-15</i>	<i>Apr-15</i>	<i>May-15</i>	<i>Jun-15</i>	<i>Total</i>
New	6	17	13	2	1	2	0	0	2	2	3	7	55
Lapsed	2	2	2	1	1	0	1	2	0	2	5	0	18
Renewal	1	7	7	6	3	3	10	5	6	5	4	4	61
Current	181	181	200	213	213	200	186	168	144	129	132	137	
Total	190	207	222	222	218	205	197	175	152	138	144	148	
Gain/Loss	6	17	15	0	-4	-13	-8	-22	-23	-14	6	4	-36
% Change	3.26%	8.95%	7.25%	0.00%	-1.80%	-5.96%	-3.90%	-11.17%	-13.14%	-9.21%	4.35%	2.78%	-19.57%
Non-renew	2	2	0	3	6	15	9	24	25	18	2	3	109
	YTD # of Student Members Non-Renewals												0
	YTD % of Renewals (w/o Student Non-Renewals)												42.93%

Growth or Retention: Bronze \$50: 1% or 65%; Silver \$75: 2% or 70%; Gold \$100: 3% or 75%; and Diamond \$200: 10% or 80%

Starved Rock Reading Council

Yearlong Trend of Total Membership July 2013 to June 2014

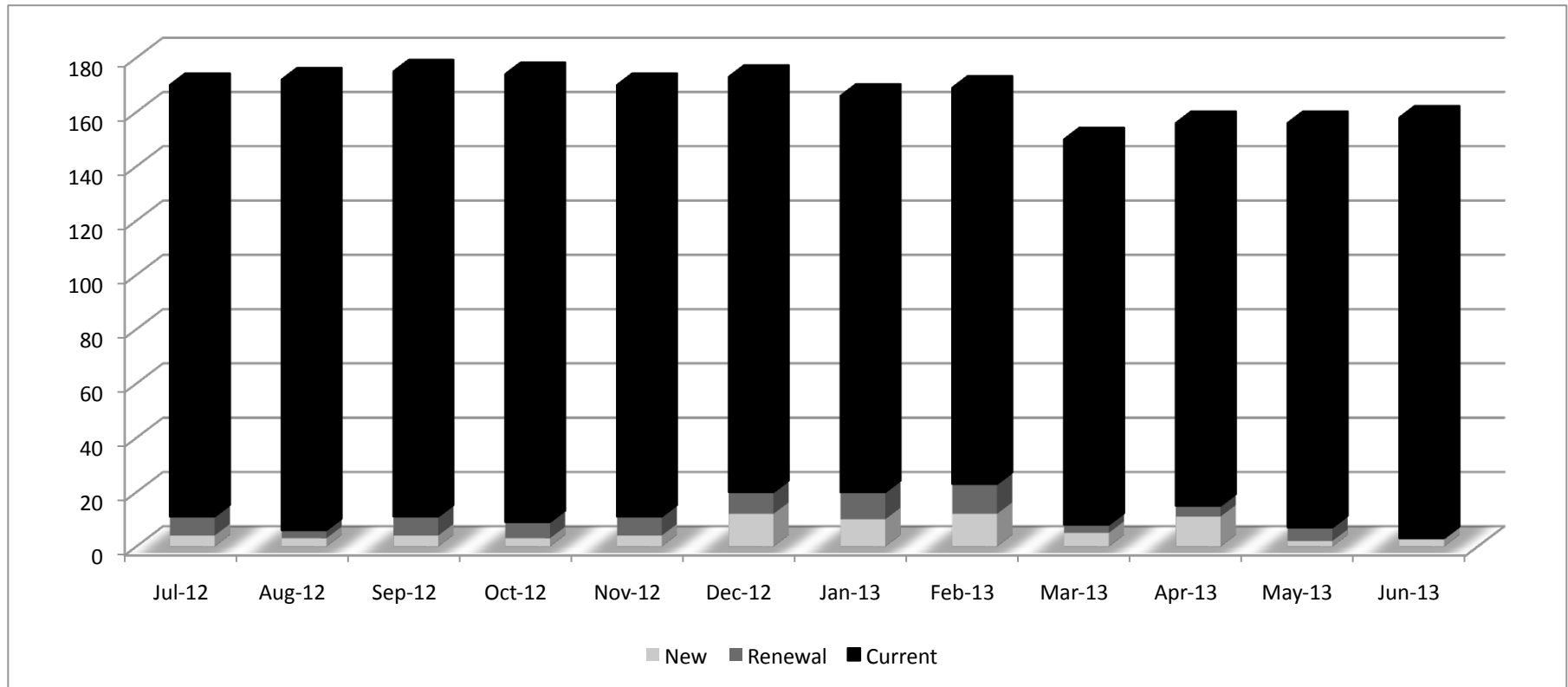


	<i>Jul-13</i>	<i>Aug-13</i>	<i>Sep-13</i>	<i>Oct-13</i>	<i>Nov-13</i>	<i>Dec-13</i>	<i>Jan-14</i>	<i>Feb-14</i>	<i>Mar-14</i>	<i>Apr-14</i>	<i>May-14</i>	<i>Jun-14</i>	<i>Total</i>
New	1	0	1	12	6	5	18	21	21	0	2	10	97
Renewal	5	4	6	5	4	7	18	7	6	3	4	4	73
Current	152	150	143	142	150	150	132	151	157	177	169	170	
Total	158	154	150	159	160	162	168	179	184	180	175	184	
Gain/Loss	0	-4	-4	9	1	2	6	11	5	-4	-5	9	26
% Change	0.00%	-2.53%	-2.60%	6.00%	0.63%	1.25%	3.70%	6.55%	2.79%	-2.17%	-2.78%	5.14%	16.46%
Non-renew	1	4	5	3	5	3	12	10	16	4	7	1	71

Membership Growth: 1% Bronze = \$50, 2% Silver = \$75, 3% Gold = \$100, and 10% Diamond = \$200

Starved Rock Reading Council

Yearlong Trend of Total Membership July 2012 to June 2013

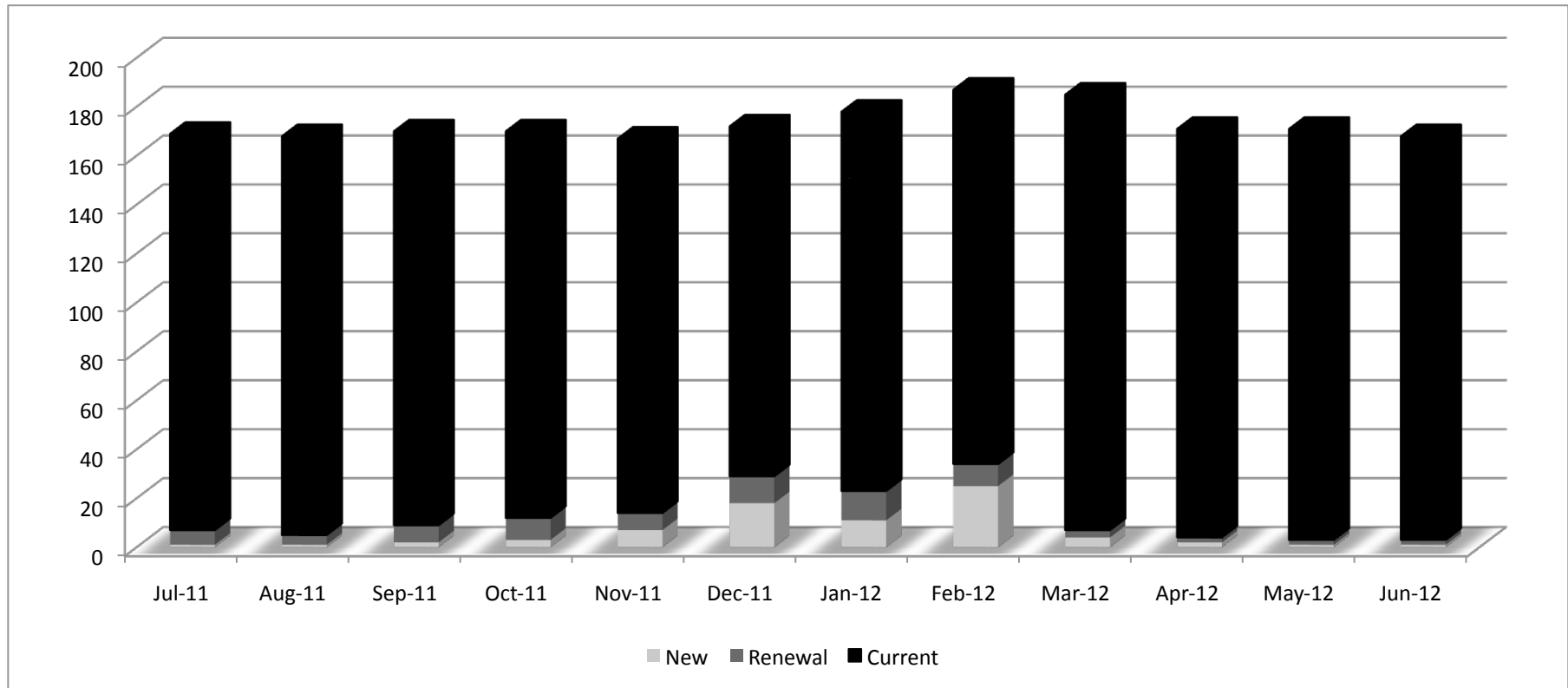


	<i>Jul-12</i>	<i>Aug-12</i>	<i>Sep-12</i>	<i>Oct-12</i>	<i>Nov-12</i>	<i>Dec-12</i>	<i>Jan-13</i>	<i>Feb-13</i>	<i>Mar-13</i>	<i>Apr-13</i>	<i>May-13</i>	<i>Jun-13</i>	<i>Total</i>
New	4	3	4	3	4	12	10	12	5	11	2	3	73
Renewal	7	3	7	6	7	8	10	11	3	4	5	0	71
Current	159	166	164	165	159	153	146	146	142	141	149	155	
Total	170	172	175	174	170	173	166	169	150	156	156	158	
Gain/Loss	2	2	3	-1	-4	3	-7	3	-19	6	0	2	-10
% Change	1.19%	1.18%	1.74%	-0.57%	-2.30%	1.76%	-4.05%	1.81%	-11.24%	4.00%	0.00%	1.28%	-5.95%
Non-renew	2	1	1	4	8	9	17	9	24	5	2	1	83

Membership Growth: 1% Bronze = \$50, 2% Silver = \$75, 3% Gold = \$100, and 10% Diamond = \$200

Starved Rock Reading Council

Yearlong Trend of Total Membership July 2011 to June 2012

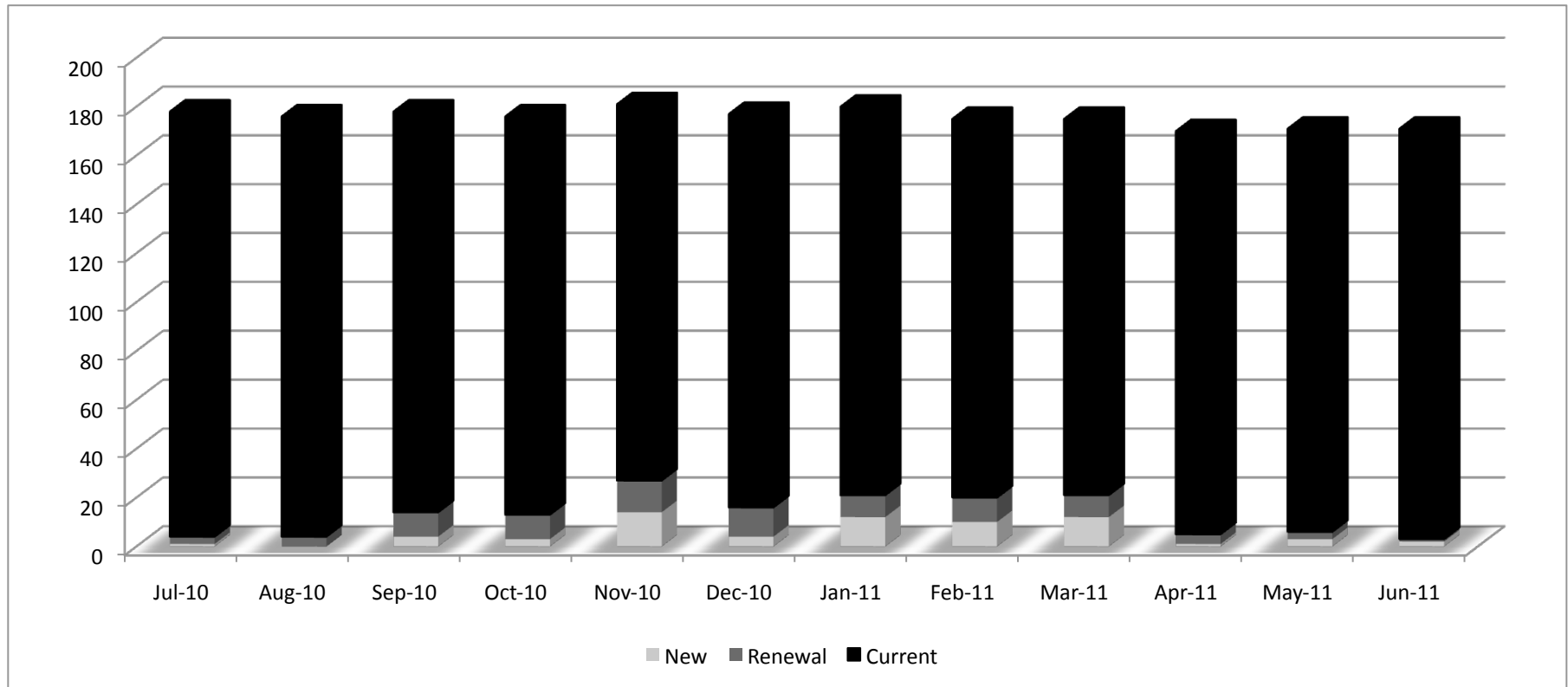


	<i>Jul-11</i>	<i>Aug-11</i>	<i>Sep-11</i>	<i>Oct-11</i>	<i>Nov-11</i>	<i>Dec-11</i>	<i>Jan-12</i>	<i>Feb-12</i>	<i>Mar-12</i>	<i>Apr-12</i>	<i>May-12</i>	<i>Jun-12</i>	<i>Total</i>
New	1	1	2	3	7	18	11	25	4	2	1	1	76
Renewal	6	4	7	9	7	11	12	9	3	2	2	2	74
Current	162	163	161	158	153	143	155	153	178	167	168	165	
Total	169	168	170	170	167	172	178	187	185	171	171	168	
Gain/Loss	-2	-1	2	0	-3	5	6	9	-2	-14	0	-3	-3
% Change	-1.17%	-0.59%	1.19%	0.00%	-1.76%	2.99%	3.49%	5.06%	-1.07%	-7.57%	0.00%	-1.75%	-1.75%
Non-renew	3	2	0	3	10	13	5	16	6	16	1	4	79

Membership Growth: 1% Bronze = \$50, 2% Silver = \$75, 3% Gold = \$100, and 10% Diamond = \$200

Starved Rock Reading Council

Yearlong Trend of Total Membership July 2010 to June 2011



	<i>Jul-10</i>	<i>Aug-10</i>	<i>Sep-10</i>	<i>Oct-10</i>	<i>Nov-10</i>	<i>Dec-10</i>	<i>Jan-11</i>	<i>Feb-11</i>	<i>Mar-11</i>	<i>Apr-11</i>	<i>May-11</i>	<i>Jun-11</i>	<i>Total</i>
New	1	0	4	3	14	4	12	10	12	1	3	2	66
Renewal	3	4	10	10	13	12	9	10	9	4	3	1	88
Current	174	172	164	163	154	161	159	155	154	165	165	168	
Total	178	176	178	176	181	177	180	175	175	170	171	171	
Gain/Loss	-1	-2	2	-2	5	-4	3	-5	0	-5	1	0	-8
% Change	-0.56%	-1.12%	1.14%	-1.12%	2.84%	-2.21%	1.69%	-2.78%	0.00%	-2.86%	0.59%	0.00%	-4.47%
Non-renew	2	2	2	5	9	8	9	15	12	6	2	2	74