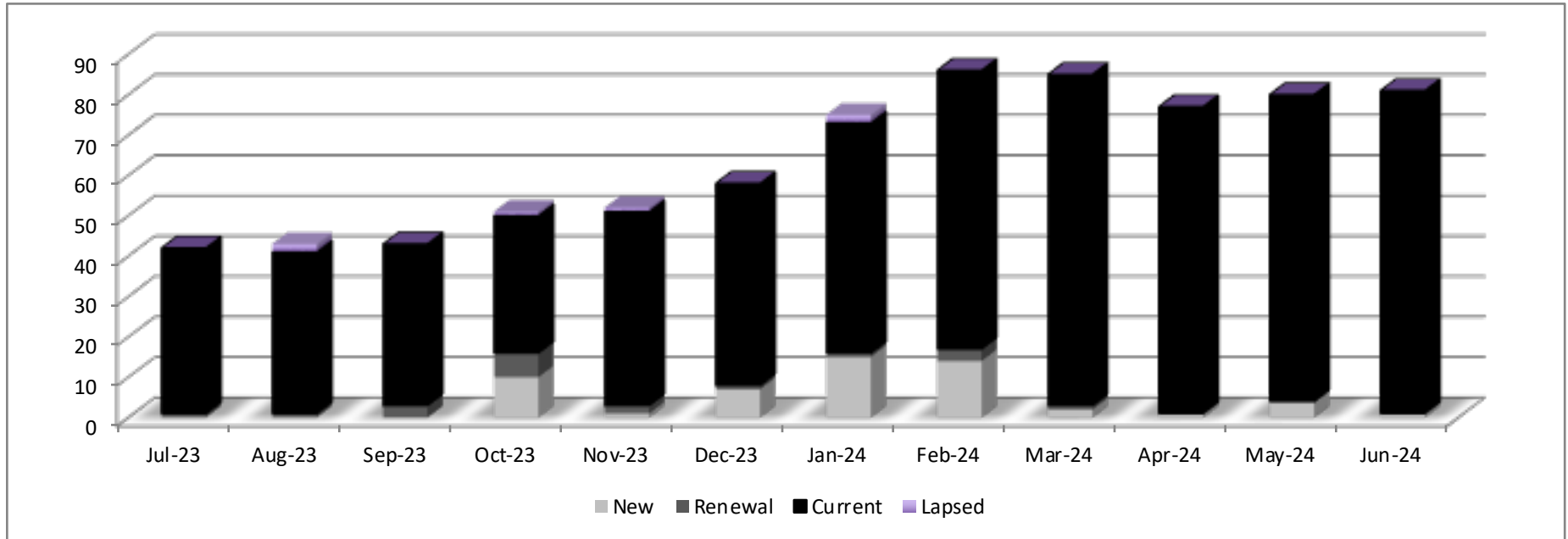


Will County Reading Council

Yearlong Trend of Total Membership

July 2023 to June 2024



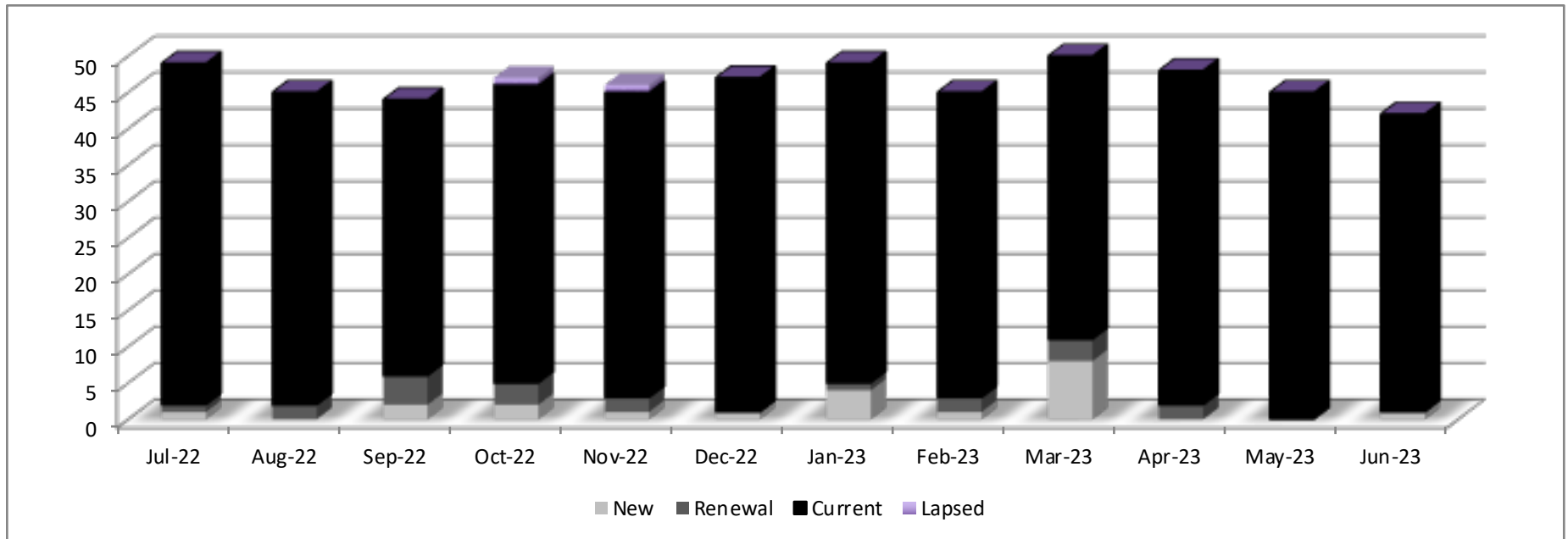
	<i>Jul-23</i>	<i>Aug-23</i>	<i>Sep-23</i>	<i>Oct-23</i>	<i>Nov-23</i>	<i>Dec-23</i>	<i>Jan-24</i>	<i>Feb-24</i>	<i>Mar-24</i>	<i>Apr-24</i>	<i>May-24</i>	<i>Jun-24</i>	<i>Total</i>
<i>New</i>	0	0	0	10	1	7	15	14	2	1	4	1	55
<i>Lapsed</i>	0	2	0	1	1	0	2	0	0	0	0	0	6
<i>Renewal</i>	1	1	3	6	2	1	1	3	1	0	0	0	19
<i>Current</i>	41	40	40	34	48	50	57	69	82	76	76	80	
<i>Total</i>	42	43	43	51	52	58	75	86	85	77	80	81	
<i>Gain/Loss</i>	0	1	0	8	1	6	17	11	-1	-8	3	1	39
<i>% Change</i>	0.00%	2.38%	0.00%	18.60%	1.96%	11.54%	29.31%	14.67%	-1.16%	-9.41%	3.90%	1.25%	92.86%
<i>Non-Renew</i>	0	1	0	3	1	1	0	3	2	9	0	0	20
<i>Student NR</i>	0	0	0	0	0	0	0	0	1	0	0	0	1
	<i>YTD % of Renewals (w/o Student Non-Renewals)</i>												60.98%

Growth or Retention: Bronze: 1% or 65%; Silver: 2% or 70%; Gold: 3% or 75%; and Diamond: 10% or 80%

Will County Reading Council

Yearlong Trend of Total Membership

July 2022 to June 2023



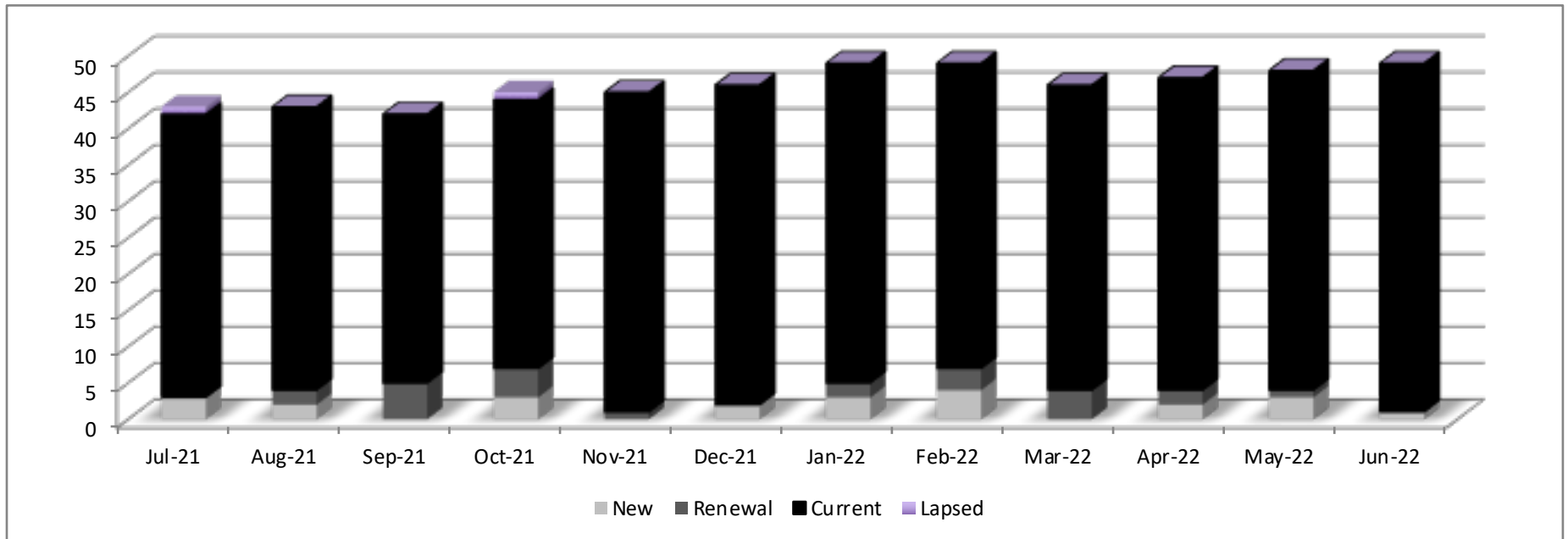
	Jul-22	Aug-22	Sep-22	Oct-22	Nov-22	Dec-22	Jan-23	Feb-23	Mar-23	Apr-23	May-23	Jun-23	Total
New	1	0	2	2	1	1	4	1	8	0	0	1	21
Lapsed	0	0	0	1	1	0	0	0	0	0	0	0	2
Renewal	1	2	4	3	2	0	1	2	3	2	0	0	20
Current	47	43	38	41	42	46	44	42	39	46	45	41	
Total	49	45	44	47	46	47	49	45	50	48	45	42	
Gain/Loss	0	-4	-1	3	-1	1	2	-4	5	-2	-3	-3	-7
% Change	0.00%	-8.16%	-2.22%	6.82%	-2.13%	2.17%	4.26%	-8.16%	11.11%	-4.00%	-6.25%	-6.67%	-14.29%
Non-renew	1	3	3	0	3	0	2	5	3	2	3	3	28
	YTD # of Student Members Non-Renewals												0
	YTD % of Renewals (w/o Student Non-Renewals)												44.90%

Growth or Retention: Bronze: 1% or 65%; Silver: 2% or 70%; Gold: 3% or 75%; and Diamond: 10% or 80%

Will County Reading Council

Yearlong Trend of Total Membership

July 2021 to June 2022



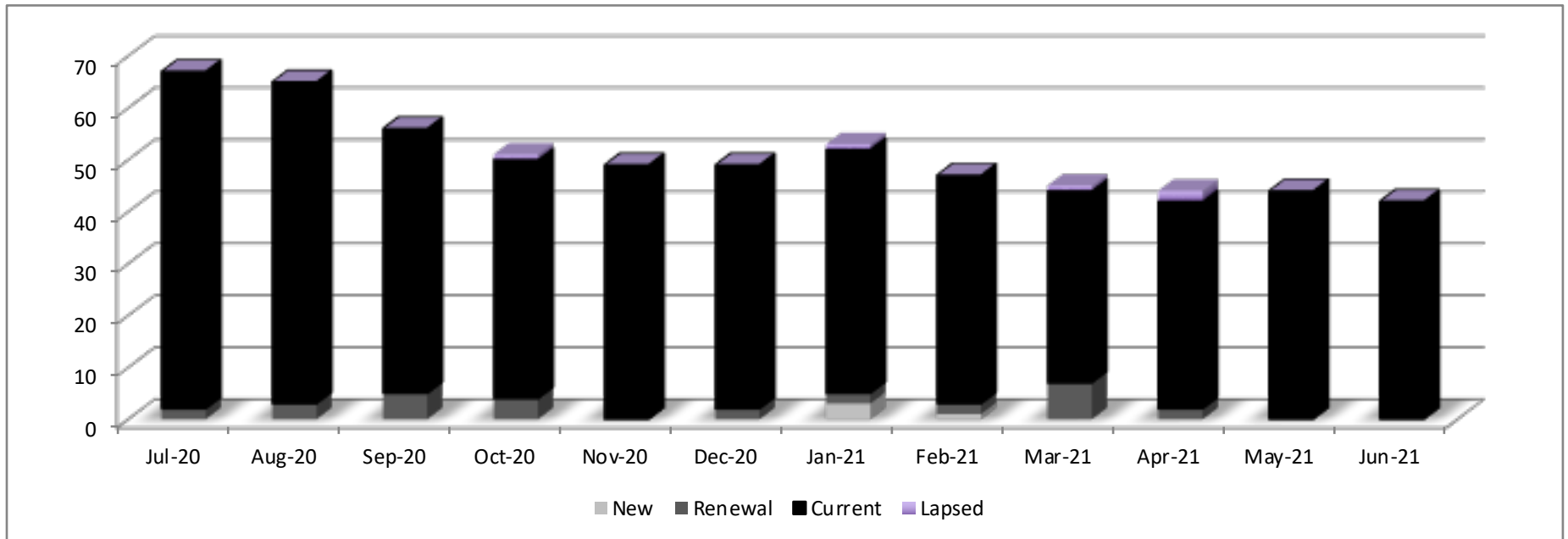
	Jul-21	Aug-21	Sep-21	Oct-21	Nov-21	Dec-21	Jan-22	Feb-22	Mar-22	Apr-22	May-22	Jun-22	Total
New	3	2	0	3	0	2	3	4	0	2	3	1	23
Lapsed	1	0	0	1	0	0	0	0	0	0	0	0	2
Renewal	0	2	5	4	1	0	2	3	4	2	1	0	24
Current	39	39	37	37	44	44	44	42	42	43	44	48	
Total	43	43	42	45	45	46	49	49	46	47	48	49	
Gain/Loss	1	0	-1	3	0	1	3	0	-3	1	1	1	7
% Change	2.38%	0.00%	-2.33%	7.14%	0.00%	2.22%	6.52%	0.00%	-6.12%	2.17%	2.13%	2.08%	16.67%
Non-renew	3	1	1	1	0	1	0	4	3	1	2	0	17
	YTD # of Student Members Non-Renewals												1
	YTD % of Renewals (w/o Student Non-Renewals)												63.41%

Growth or Retention: Bronze: 1% or 65%; Silver: 2% or 70%; Gold: 3% or 75%; and Diamond: 10% or 80%

Will County Reading Council

Yearlong Trend of Total Membership

July 2020 to June 2021



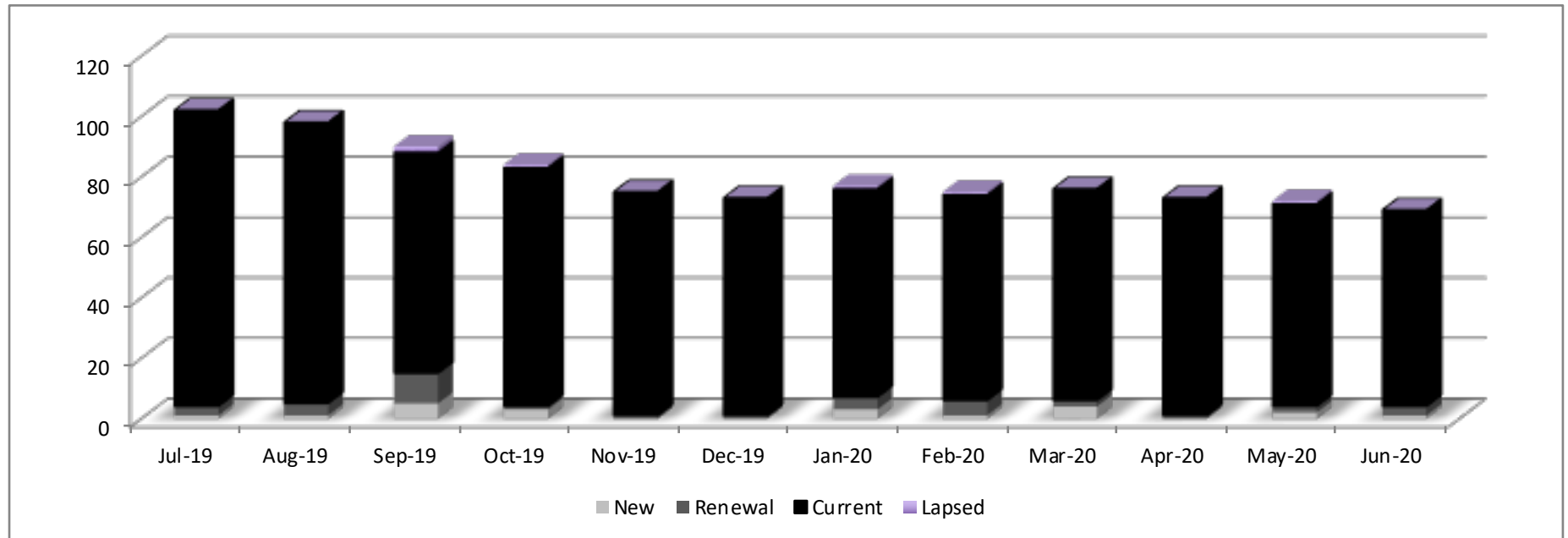
	Jul-20	Aug-20	Sep-20	Oct-20	Nov-20	Dec-20	Jan-21	Feb-21	Mar-21	Apr-21	May-21	Jun-21	Total
New	0	0	0	0	0	0	3	1	0	0	0	0	4
Lapsed	0	0	0	1	0	0	1	0	1	2	0	0	5
Renewal	2	3	5	4	0	2	2	2	7	2	0	0	29
Current	65	62	51	46	49	47	47	44	37	40	44	42	
Total	67	65	56	51	49	49	53	47	45	44	44	42	
Gain/Loss	-2	-2	-9	-5	-2	0	4	-6	-2	-1	0	-2	-27
% Change	-2.90%	-2.99%	-13.85%	-8.93%	-3.92%	0.00%	8.16%	-11.32%	-4.26%	-2.22%	0.00%	-4.55%	-39.13%
Non-renew	2	2	9	6	2	0	0	6	3	3	0	2	35
	YTD # of Student Members Non-Renewals												1
	YTD % of Renewals (w/o Student Non-Renewals)												50.00%

Growth or Retention: Bronze: 1% or 65%; Silver: 2% or 70%; Gold: 3% or 75%; and Diamond: 10% or 80%

Will County Reading Council

Yearlong Trend of Total Membership

July 2019 to June 2020



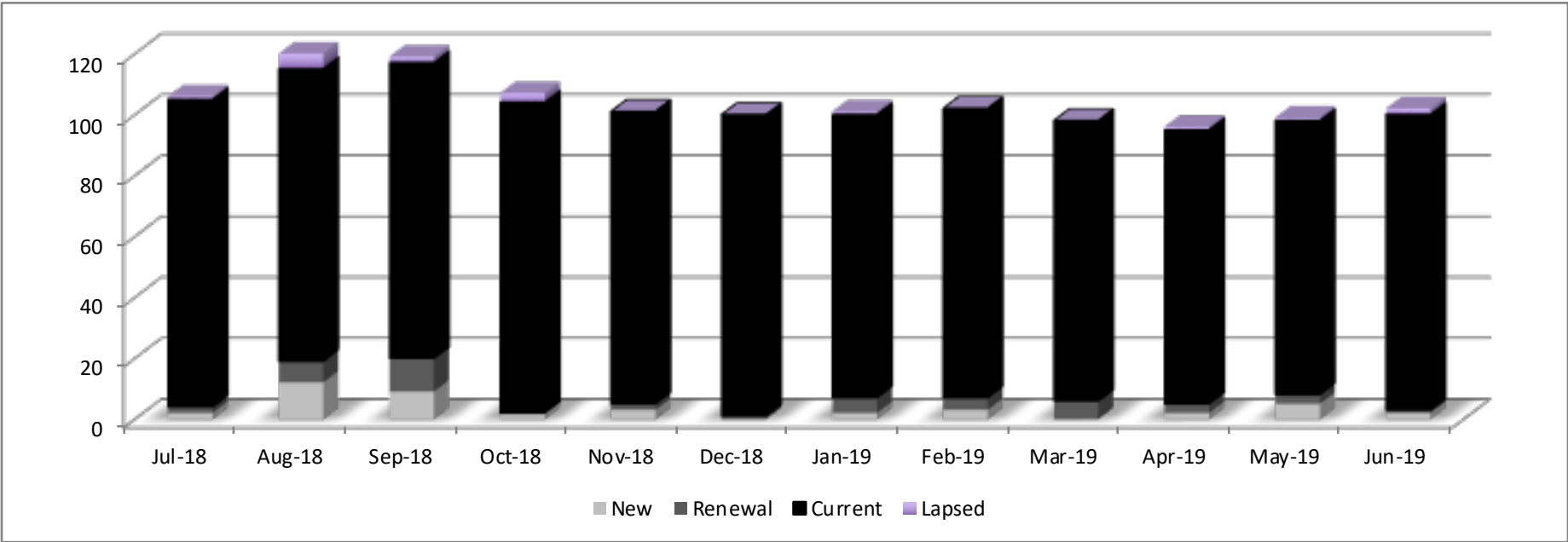
	<i>Jul-19</i>	<i>Aug-19</i>	<i>Sep-19</i>	<i>Oct-19</i>	<i>Nov-19</i>	<i>Dec-19</i>	<i>Jan-20</i>	<i>Feb-20</i>	<i>Mar-20</i>	<i>Apr-20</i>	<i>May-20</i>	<i>Jun-20</i>	<i>Total</i>
New	1	1	5	3	0	0	3	1	4	0	2	1	21
Lapsed	0	0	2	1	0	0	1	1	0	0	1	0	6
Renewal	3	4	10	1	1	1	4	5	2	1	2	3	37
Current	98	93	73	79	74	72	69	68	70	72	67	65	
Total	102	98	90	84	75	73	77	75	76	73	72	69	
Gain/Loss	0	-4	-8	-6	-9	-2	4	-2	1	-3	-1	-3	-33
% Change	0.00%	-3.92%	-8.16%	-6.67%	-10.71%	-2.67%	5.48%	-2.60%	1.33%	-3.95%	-1.37%	-4.17%	-32.35%
Non-renew	1	4	14	10	8	2	0	4	3	2	2	4	54
													YTD # of Student Members Non-Renewals
													1
													YTD % of Renewals (w/o Student Non-Renewals)
													42.57%

Growth or Retention: Bronze: 1% or 65%; Silver: 2% or 70%; Gold: 3% or 75%; and Diamond: 10% or 80%

Will County Reading Council

Yearlong Trend of Total Membership

July 2018 to June 2019

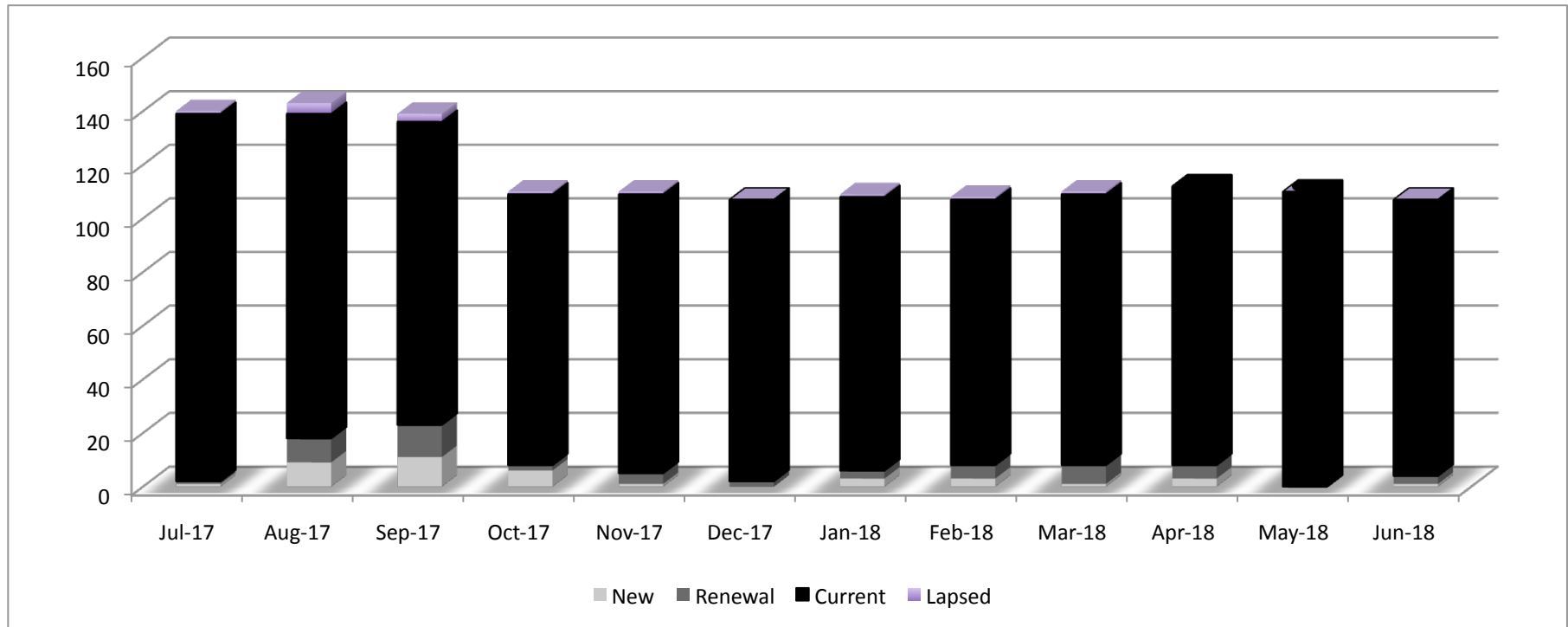


	Jul-18	Aug-18	Sep-18	Oct-18	Nov-18	Dec-18	Jan-19	Feb-19	Mar-19	Apr-19	May-19	Jun-19	Total
New	2	12	9	2	3	0	2	3	0	2	5	2	42
Lapsed	1	5	2	3	0	0	1	0	0	1	1	2	16
Renewal	2	7	11	0	2	1	5	4	6	3	3	1	45
Current	101	96	97	102	96	99	93	95	92	90	90	97	
Total	106	120	119	107	101	100	101	102	98	96	99	102	
Gain/Loss	-1	14	-1	-12	-6	-1	1	1	-4	-2	3	3	-5
% Change	-0.93%	13.21%	-0.83%	-10.08%	-5.61%	-0.99%	1.00%	0.99%	-3.92%	-2.04%	3.13%	3.03%	-4.67%
Non-renew	3	1	12	17	9	1	1	2	4	4	3	1	58
	YTD # of Student Members Non-Renewals												1
	YTD % of Renewals (w/o Student Non-Renewals)												57.55%

Growth or Retention: Bronze: 1% or 65%; Silver: 2% or 70%; Gold: 3% or 75%; and Diamond: 10% or 80%

Will County Reading Council

Yearlong Trend of Total Membership July 2017 to June 2018

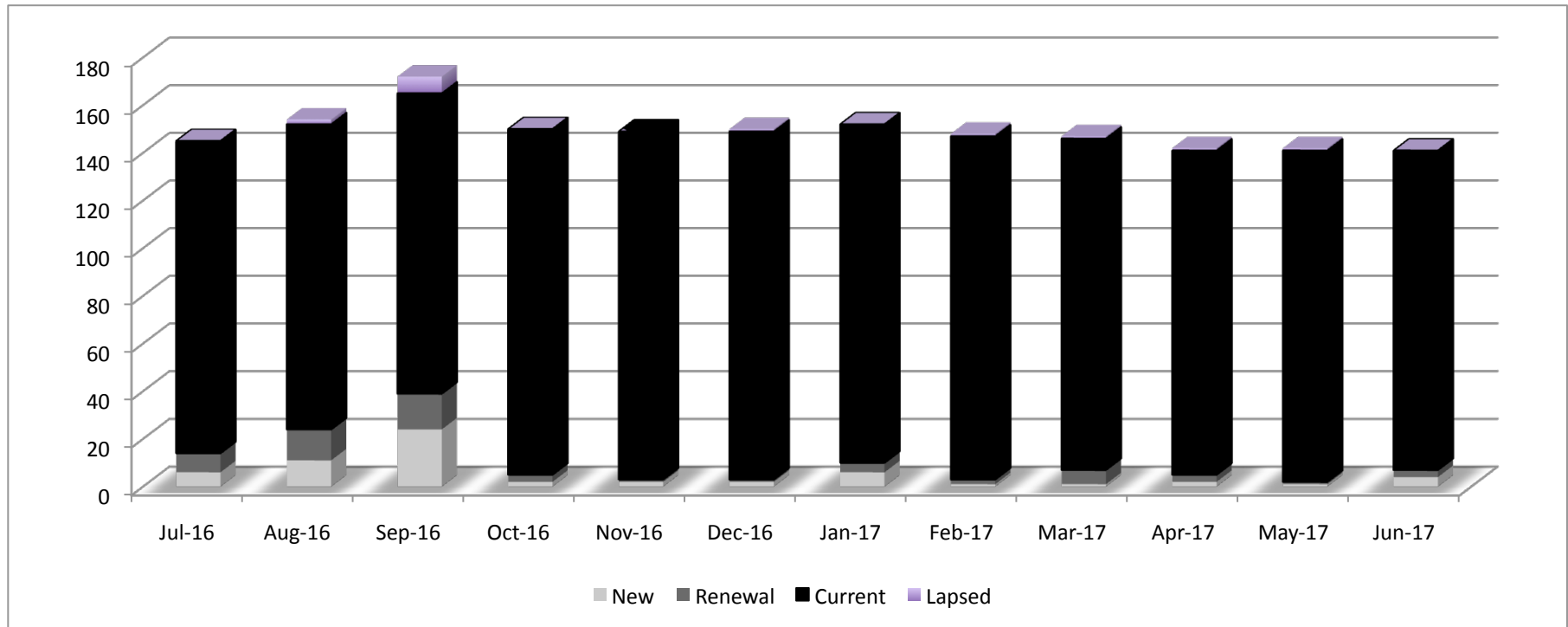


	<i>Jul-17</i>	<i>Aug-17</i>	<i>Sep-17</i>	<i>Oct-17</i>	<i>Nov-17</i>	<i>Dec-17</i>	<i>Jan-18</i>	<i>Feb-18</i>	<i>Mar-18</i>	<i>Apr-18</i>	<i>May-18</i>	<i>Jun-18</i>	<i>Total</i>
New	1	9	11	6	1	0	3	3	1	3	0	1	39
Lapsed	1	4	3	1	1	0	1	1	1	0	0	0	13
Renewal	1	9	12	2	4	2	3	5	7	5	0	3	53
Current	137	121	113	101	104	105	102	99	101	104	110	103	
Total	140	143	139	110	110	107	109	108	110	112	110	107	
Gain/Loss	-1	3	-4	-29	0	-3	2	-1	2	2	-2	-3	-34
% Change	-0.71%	2.14%	-2.80%	-20.86%	0.00%	-2.73%	1.87%	-0.92%	1.85%	1.82%	-1.79%	-2.73%	-24.11%
Non-renew	3	10	18	36	2	3	2	5	0	1	2	4	86
													YTD # of Student Members Non-Renewals
													3
													YTD % of Renewals (w/o Student Non-Renewals)
													47.83%

Growth or Retention: Bronze: 1% or 65%; Silver: 2% or 70%; Gold: 3% or 75%; and Diamond: 10% or 80%

Will County Reading Council

Yearlong Trend of Total Membership July 2016 to June 2017

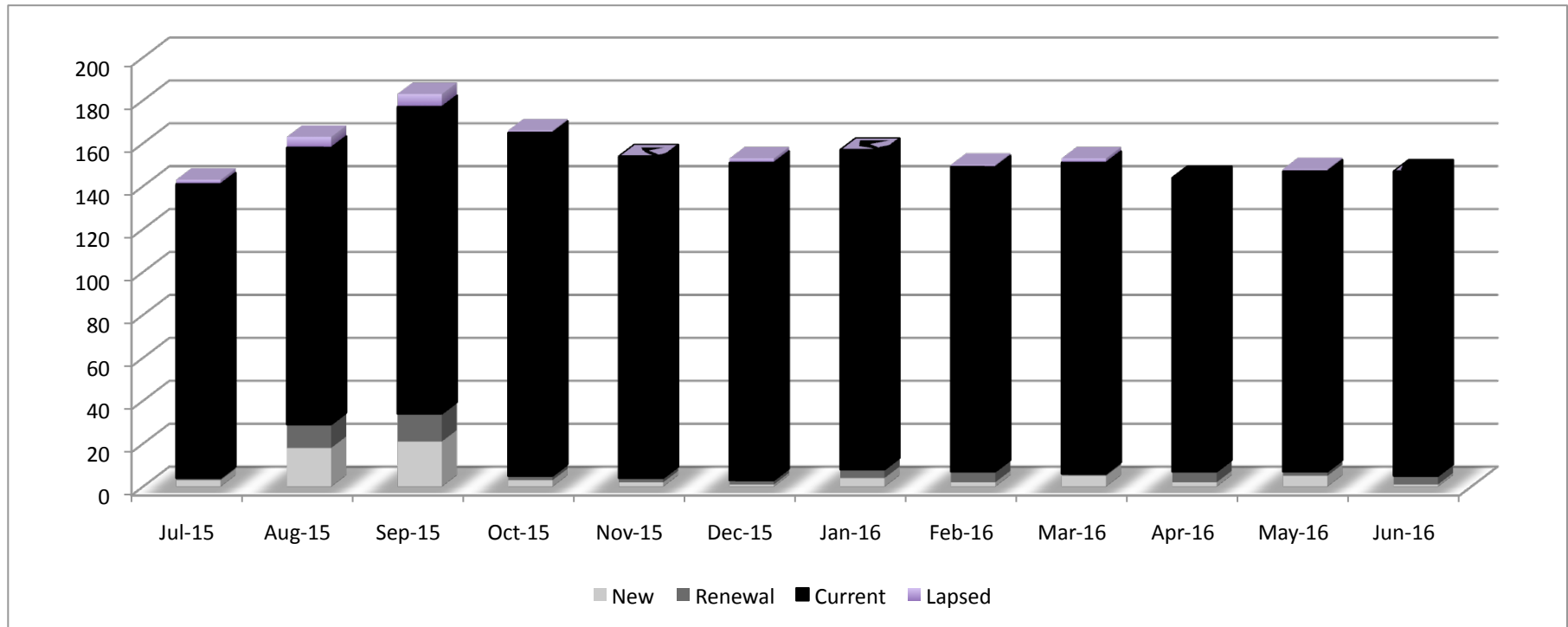


	<i>Jul-16</i>	<i>Aug-16</i>	<i>Sep-16</i>	<i>Oct-16</i>	<i>Nov-16</i>	<i>Dec-16</i>	<i>Jan-17</i>	<i>Feb-17</i>	<i>Mar-17</i>	<i>Apr-17</i>	<i>May-17</i>	<i>Jun-17</i>	<i>Total</i>
New	6	11	24	2	2	2	6	1	1	2	1	4	62
Lapsed	0	2	7	0	0	1	0	1	1	1	1	0	14
Renewal	8	13	15	3	1	1	4	2	6	3	1	3	60
Current	131	128	126	145	146	146	142	144	139	136	139	134	
Total	145	154	172	150	149	150	152	148	147	142	142	141	
Gain/Loss	-2	9	18	-22	-1	1	2	-4	-1	-5	0	-1	-6
% Change	-1.36%	6.21%	11.69%	-12.79%	-0.67%	0.67%	1.33%	-2.63%	-0.68%	-3.40%	0.00%	-0.70%	-4.08%
Non-renew	8	4	13	24	3	2	4	6	3	8	2	5	82
	YTD # of Student Members Non-Renewals												0
	YTD % of Renewals (w/o Student Non-Renewals)												39.46%

Growth or Retention: Bronze \$50: 1% or 65%; Silver \$75: 2% or 70%; Gold \$100: 3% or 75%; and Diamond \$200: 10% or 80%

Will County Reading Council

Yearlong Trend of Total Membership July 2015 to June 2016

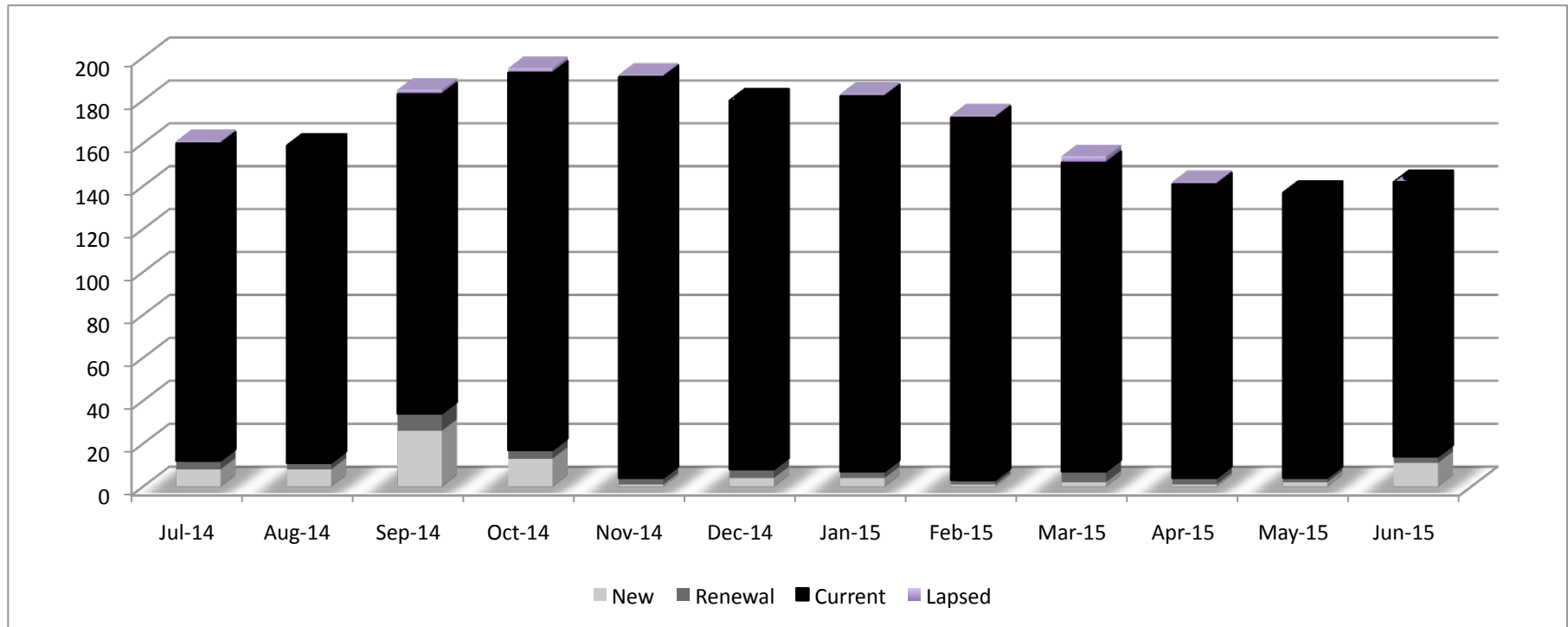


	<i>Jul-15</i>	<i>Aug-15</i>	<i>Sep-15</i>	<i>Oct-15</i>	<i>Nov-15</i>	<i>Dec-15</i>	<i>Jan-16</i>	<i>Feb-16</i>	<i>Mar-16</i>	<i>Apr-16</i>	<i>May-16</i>	<i>Jun-16</i>	<i>Total</i>
New	3	18	21	3	2	1	4	2	5	2	5	1	67
Lapsed	2	5	6	1	0	2	0	1	2	0	1	0	20
Renewal	1	11	13	2	2	2	4	5	1	5	2	4	52
Current	137	129	143	160	150	148	149	142	145	137	140	142	
Total	143	163	183	166	154	153	157	150	153	144	148	147	
Gain/Loss	1	20	20	-17	-12	-1	4	-7	3	-9	4	-1	5
% Change	0.70%	13.99%	12.27%	-9.29%	-7.23%	-0.65%	2.61%	-4.46%	2.00%	-5.88%	2.78%	-0.68%	3.52%
Non-renew	4	3	7	21	14	4	0	10	4	11	2	2	82
	YTD # of Student Members Non-Renewals												10
	YTD % of Renewals (w/o Student Non-Renewals)												54.55%

Growth or Retention: Bronze \$50: 1% or 65%; Silver \$75: 2% or 70%; Gold \$100: 3% or 75%; and Diamond \$200: 10% or 80%

Will County Reading Council

Yearlong Trend of Total Membership July 2014 to June 2015

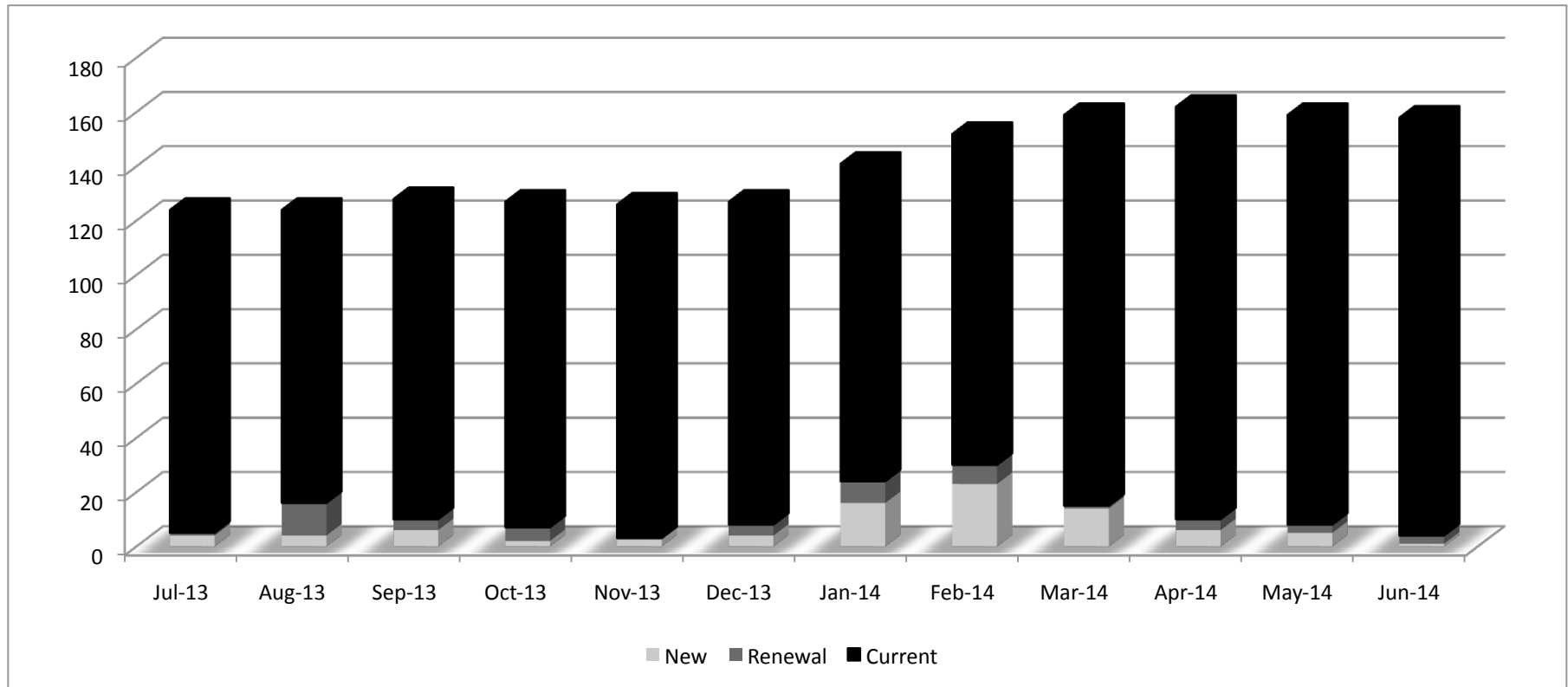


	<i>Jul-14</i>	<i>Aug-14</i>	<i>Sep-14</i>	<i>Oct-14</i>	<i>Nov-14</i>	<i>Dec-14</i>	<i>Jan-15</i>	<i>Feb-15</i>	<i>Mar-15</i>	<i>Apr-15</i>	<i>May-15</i>	<i>Jun-15</i>	<i>Total</i>
New	8	8	26	13	1	4	4	1	2	1	2	11	81
Lapsed	1	0	2	2	1	0	1	1	3	1	0	0	12
Renewal	4	3	8	4	3	4	3	2	5	3	2	3	44
Current	148	148	149	176	187	172	175	169	144	137	133	128	
Total	161	159	185	195	192	180	183	173	154	142	137	142	
Gain/Loss	3	-2	26	10	-3	-12	3	-10	-19	-12	-5	5	-16
% Change	1.90%	-1.24%	16.35%	5.41%	-1.54%	-6.25%	1.67%	-5.46%	-10.98%	-7.79%	-3.52%	3.65%	-10.13%
Non-renew	6	10	2	5	5	16	2	12	24	14	7	6	109
	YTD # of Student Members Non-Renewals												5
	YTD % of Renewals (w/o Student Non-Renewals)												36.60%

Growth or Retention: Bronze \$50: 1% or 65%; Silver \$75: 2% or 70%; Gold \$100: 3% or 75%; and Diamond \$200: 10% or 80%

Will County Reading Council

Yearlong Trend of Total Membership July 2013 to June 2014

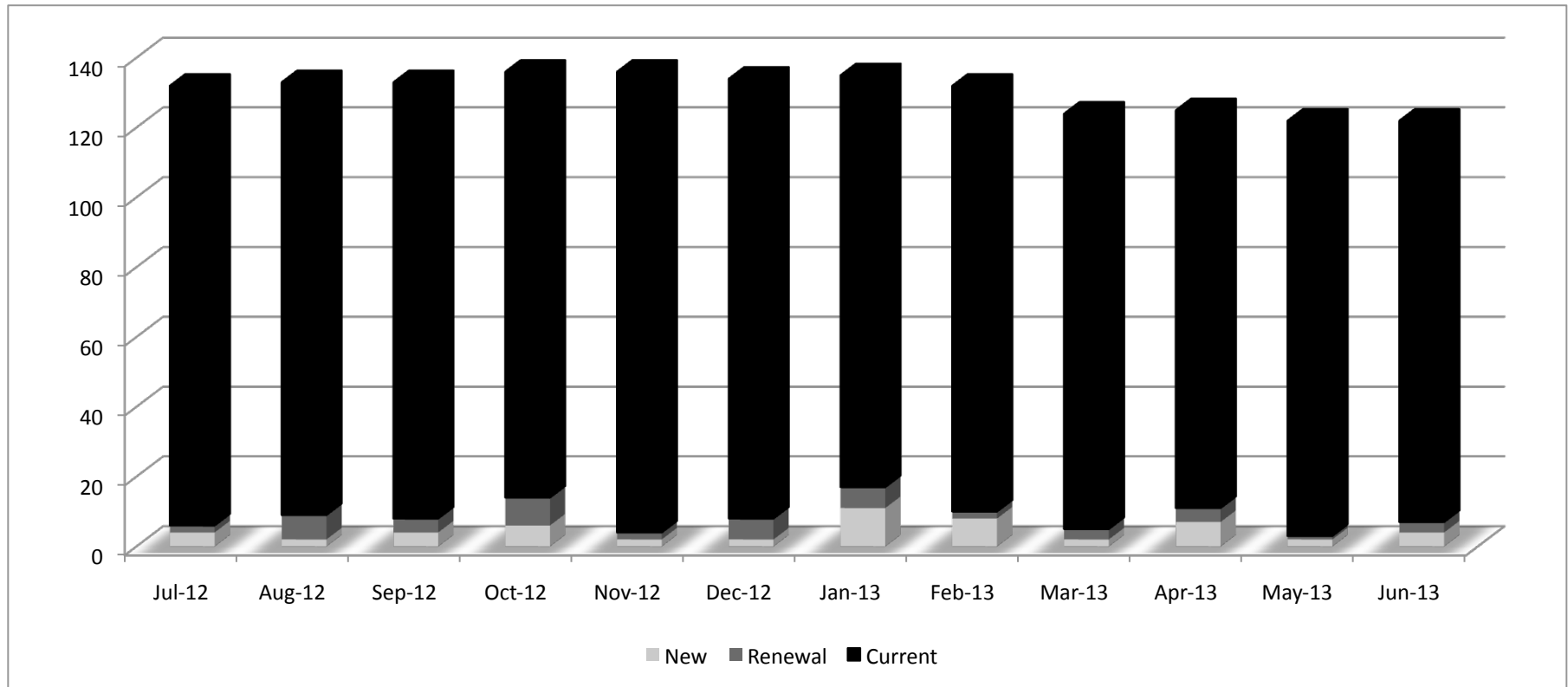


	<i>Jul-13</i>	<i>Aug-13</i>	<i>Sep-13</i>	<i>Oct-13</i>	<i>Nov-13</i>	<i>Dec-13</i>	<i>Jan-14</i>	<i>Feb-14</i>	<i>Mar-14</i>	<i>Apr-14</i>	<i>May-14</i>	<i>Jun-14</i>	<i>Total</i>
New	4	4	6	2	3	4	16	23	14	6	5	1	88
Renewal	1	12	4	5	0	4	8	7	1	4	3	3	52
Current	119	108	118	120	123	119	117	122	144	152	151	154	
Total	124	124	128	127	126	127	141	152	159	162	159	158	
Gain/Loss	2	0	4	-1	-1	1	14	11	7	3	-3	-1	36
% Change	1.64%	0.00%	3.23%	-0.78%	-0.79%	0.79%	11.02%	7.80%	4.61%	1.89%	-1.85%	-0.63%	29.51%
Non-renew	2	4	2	3	4	3	2	12	7	3	8	2	52

Membership Growth: 1% Bronze = \$50, 2% Silver = \$75, 3% Gold = \$100, and 10% Diamond = \$200

Will County Reading Council

Yearlong Trend of Total Membership July 2012 to June 2013

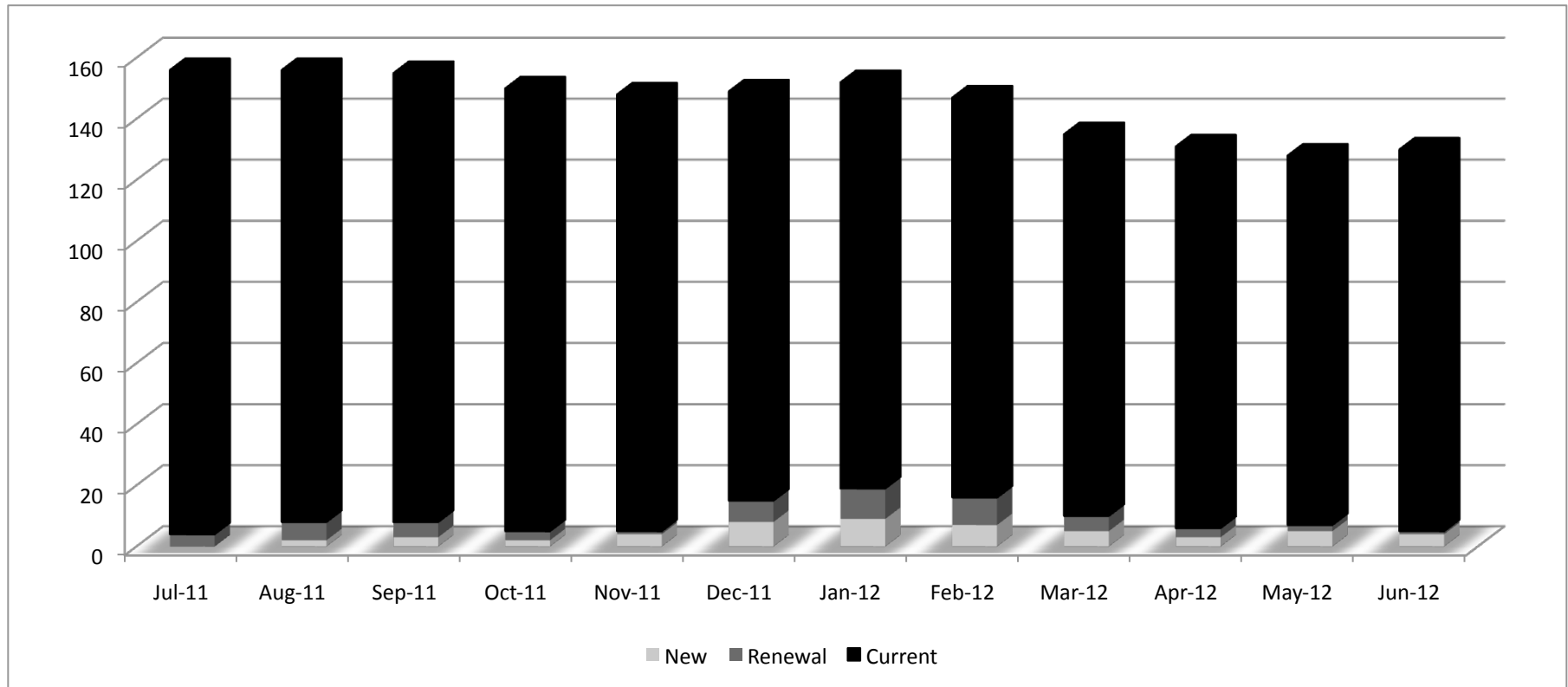


	<i>Jul-12</i>	<i>Aug-12</i>	<i>Sep-12</i>	<i>Oct-12</i>	<i>Nov-12</i>	<i>Dec-12</i>	<i>Jan-13</i>	<i>Feb-13</i>	<i>Mar-13</i>	<i>Apr-13</i>	<i>May-13</i>	<i>Jun-13</i>	<i>Total</i>
New	4	2	4	6	2	2	11	8	2	7	2	4	54
Renewal	2	7	4	8	2	6	6	2	3	4	1	3	48
Current	126	124	125	122	132	126	118	122	119	114	119	115	
Total	132	133	133	136	136	134	135	132	124	125	122	122	
Gain/Loss	2	1	0	3	0	-2	1	-3	-8	1	-3	0	-8
% Change	1.54%	0.76%	0.00%	2.26%	0.00%	-1.47%	0.75%	-2.22%	-6.06%	0.81%	-2.40%	0.00%	-6.15%
Non-renew	2	1	4	3	2	4	10	11	10	6	5	4	62

Membership Growth: 1% Bronze = \$50, 2% Silver = \$75, 3% Gold = \$100, and 10% Diamond = \$200

Will County Reading Council

Yearlong Trend of Total Membership July 2011 to June 2012

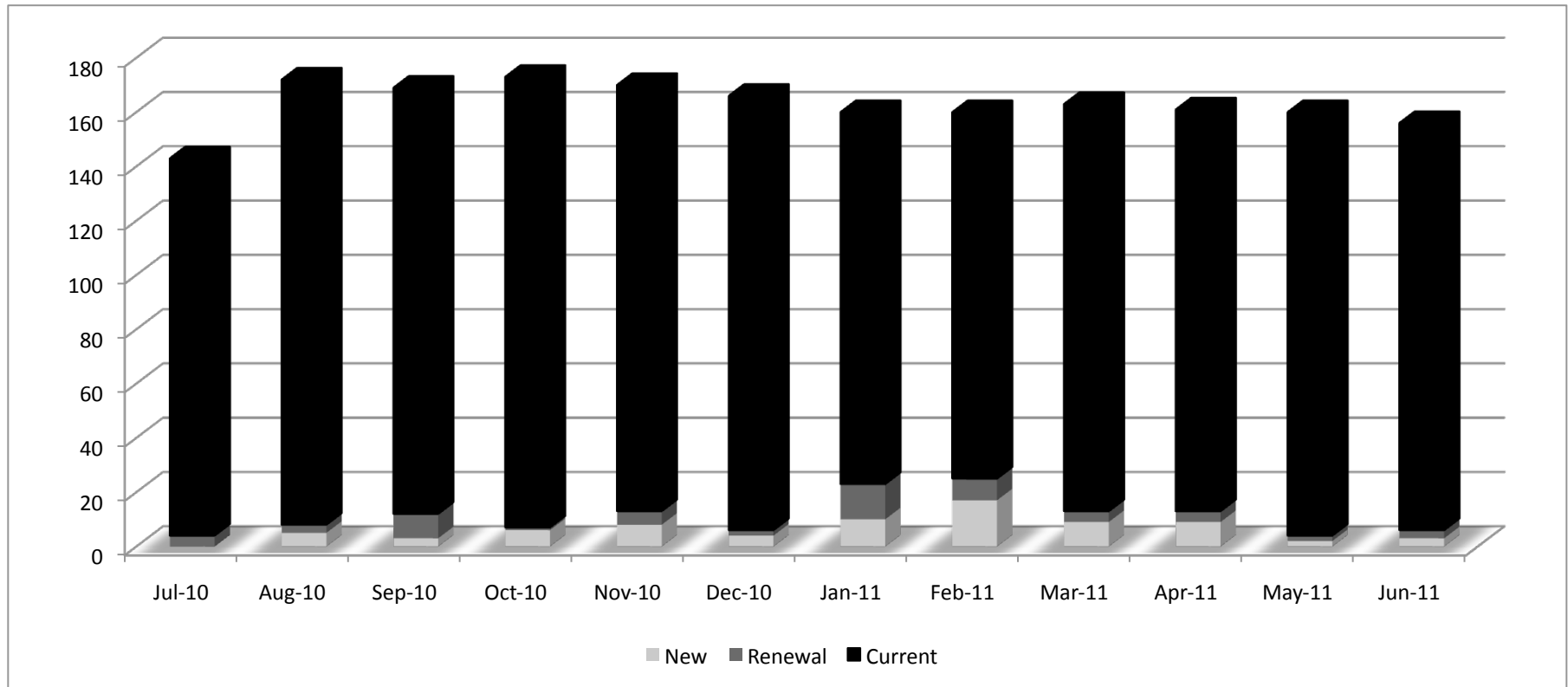


	<i>Jul-11</i>	<i>Aug-11</i>	<i>Sep-11</i>	<i>Oct-11</i>	<i>Nov-11</i>	<i>Dec-11</i>	<i>Jan-12</i>	<i>Feb-12</i>	<i>Mar-12</i>	<i>Apr-12</i>	<i>May-12</i>	<i>Jun-12</i>	<i>Total</i>
<i>New</i>	0	2	3	2	4	8	9	7	5	3	5	4	52
<i>Renewal</i>	4	6	5	3	1	7	10	9	5	3	2	1	56
<i>Current</i>	152	148	147	145	143	134	133	131	125	125	121	125	
<i>Total</i>	156	156	155	150	148	149	152	147	135	131	128	130	
<i>Gain/Loss</i>	0	0	-1	-5	-2	1	3	-5	-12	-4	-3	2	-26
<i>% Change</i>	0.00%	0.00%	-0.64%	-3.23%	-1.33%	0.68%	2.01%	-3.29%	-8.16%	-2.96%	-2.29%	1.56%	-16.67%
<i>Non-renew</i>	0	2	4	7	6	7	6	12	17	7	8	2	78

Membership Growth: 1% Bronze = \$50, 2% Silver = \$75, 3% Gold = \$100, and 10% Diamond = \$200

Will County Reading Council

Yearlong Trend of Total Membership July 2010 to June 2011



	<i>Jul-10</i>	<i>Aug-10</i>	<i>Sep-10</i>	<i>Oct-10</i>	<i>Nov-10</i>	<i>Dec-10</i>	<i>Jan-11</i>	<i>Feb-11</i>	<i>Mar-11</i>	<i>Apr-11</i>	<i>May-11</i>	<i>Jun-11</i>	<i>Total</i>
<i>New</i>	0	5	3	6	8	4	10	17	9	9	2	3	76
<i>Renewal</i>	4	3	9	1	5	2	13	8	4	4	2	3	58
<i>Current</i>	139	164	157	166	157	160	137	135	150	148	156	150	
<i>Total</i>	143	172	169	173	170	166	160	160	163	161	160	156	
<i>Gain/Loss</i>	-29	29	-3	4	-3	-4	-6	0	3	-2	-1	-4	-16
<i>% Change</i>	-16.86%	20.28%	-1.74%	2.37%	-1.73%	-2.35%	-3.61%	0.00%	1.88%	-1.23%	-0.62%	-2.50%	-9.30%
<i>Non-renew</i>	29	-24	6	2	11	8	16	17	6	11	3	7	92